



CHORUS

This is the accepted manuscript made available via CHORUS. The article has been published as:

Electronic structure and magnetism of transition metal dihalides: Bulk to monolayer

A. S. Botana and M. R. Norman

Phys. Rev. Materials **3**, 044001 — Published 8 April 2019

DOI: [10.1103/PhysRevMaterials.3.044001](https://doi.org/10.1103/PhysRevMaterials.3.044001)

Electronic structure and magnetism of transition metal dihalides: bulk to monolayer

A. S. Botana^{1,*} and M. R. Norman¹

¹*Materials Science Division, Argonne National Laboratory, Argonne, IL 60439*

Based on first principles calculations, the evolution of the electronic and magnetic properties of transition metal dihalides MX_2 ($M = \text{V, Mn, Fe, Co, Ni}$; $X = \text{Cl, Br, I}$) is analyzed from the bulk to the monolayer limit. A variety of magnetic ground states is obtained as a result of the competition between direct exchange and superexchange. The results predict that FeX_2 , NiX_2 , CoCl_2 and CoBr_2 monolayers are ferromagnetic insulators with sizable magnetocrystalline anisotropies. This makes them ideal candidates for robust ferromagnetism at the single layer level. Our results highlight the importance of spin-orbit coupling to obtain the correct ground state in these materials.

I. INTRODUCTION

Long range magnetic order is a common phenomena in three-dimensional materials but not in lower dimensions. According to the Mermin-Wagner theorem, long-range magnetic order is not possible in 2D for spin-rotational-invariant systems.¹ However, magnetic anisotropies (i.e., those that break spin-rotational symmetry) remove this restriction. Magnetic van der Waals (vdW) materials are good candidates given their flexibility that can allow for a tuning of their magnetic anisotropy, as well as for their ease of exfoliation. They offer the possibility of obtaining a magnetic ground state even in the single-layer limit.

An example is CrI_3 , a layered Ising ferromagnet (FM) in which the Cr ions lie on a honeycomb lattice. In 2017, it was shown that ferromagnetism does survive at the single-layer level with a transition temperature near that of the bulk material (61 vs 45 K).² Magnetism in 2D has the potential to open up a number of technological opportunities such as sensing, information, and data storage. 2D ferromagnets are particularly interesting for spintronic applications. Novel functionalities based on van der Waals heterostructures, in which magnetism adds a new ingredient, can also be anticipated. The potential use of CrI_3 and other materials for building devices and tuning their properties through gating has already started to be explored, marking the birth of a new era of magnetism.³⁻⁶ However, pushing T_c to higher values will be necessary for real applications.

In this regard, there is a materials family related to CrI_3 that holds equal promise: binary transition metal dihalides MX_2 ($M = \text{transition metal, X = halogen: Cl, Br, I}$). They form low dimensional crystal structures composed of either one dimensional chains or two dimensional layers.⁷ The layered structure is shown in Fig. 1 where the vdW gap between layers is apparent. In contrast to trihalides, layered dihalides contain a triangular lattice of transition metal cations, and geometrical frustration in such a lattice is expected when the magnetic interactions are antiferromagnetic (AFM). This set of materials hence provides a rich playground for examining low dimensional magnetism. In the bulk, the magnetism of most of these materials was analyzed decades ago.⁷ At the monolayer level, some theoretical effort has been devoted to them,⁸⁻¹² but the full trends in magnetism and

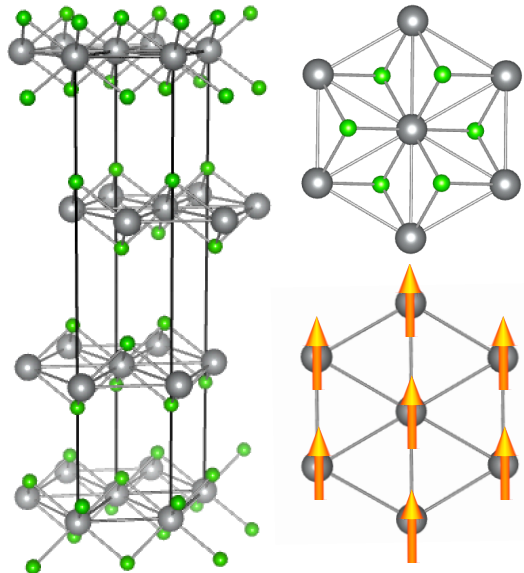


FIG. 1. Left panel: Crystal structure of transition metal dihalides (MX_2) in the 1-T phase showing the triangular lattice formed by the magnetic (M) atoms (in gray). Halide (X) atoms are shown in green. Right panel: Top view of the effective triangular ferromagnetic lattice formed by the metal atoms for Fe, Co, and Ni dihalide monolayers.

electronic structure and in particular the magnetocrystalline anisotropy energy (crucial to establish 2D long range magnetic order) have not been completely studied for all possible $3d$ transition metal and halide ions.

Here, we present a systematic study of the electronic structure and magnetism of MX_2 compounds from the bulk to the monolayer limit by means of first principles calculations. After a general overview of the magnetic trends in bulk dihalides, we turn to results at the monolayer level, where a variety of magnetic states is found as a result of the competition between direct exchange and superexchange via the halogen p states. We predict that FeX_2 , NiX_2 , CoCl_2 and CoBr_2 monolayers are ferromagnetic insulators with an easy axis normal to the planes and a sizable magnetocrystalline anisotropy making them ideal candidates for robust 2D ferromagnetism. Our results also highlight the importance of considering both the trigonal distortion of the MX_6 octahedra as well

as the spin-orbit coupling to obtain the correct ground state.

II. COMPUTATIONAL METHODS

Our electronic structure calculations were performed using the all-electron, full potential code WIEN2k¹³ based on the augmented plane wave plus local orbitals (APW + lo) basis set. The Perdew-Burke-Ernzerhof version of the generalized gradient approximation (GGA)¹⁴ was used for structural relaxation and optimization. Then, the LDA+ U scheme within the fully localized limit was applied. This method is a modification of LDA that adds an intra-atomic Hubbard U repulsion term to the energy functional, providing an improved description of strongly correlated materials.¹⁵ We have studied the evolution of the electronic structure with increasing U ($U=2-6$ eV, $J=0.8$ eV). For all materials, we performed calculations in supercells of size $1 \times \sqrt{3}$ to allow for the possibility of an in-plane antiferromagnetic ‘striped’ configuration.

For the calculations, we converged using $R_{mt}K_{max} = 7.0$ with a fine k mesh of $17 \times 17 \times 3$ for the bulk materials and $19 \times 19 \times 1$ for the monolayers. Muffin-tin radii of 2.48 a.u. for Fe, 2.45 a.u. for V, 2.45 a.u. for Co, 2.50 a.u. for Mn, 2.50 a.u. for Ni, 2.11 a.u. for Cl, 2.48 a.u. for Br, and 2.50 a.u. for I were employed.

To determine the magnetocrystalline anisotropy energy (MAE), we calculate how the direction of the spin of the metal atom affects the energy when spin-orbit coupling (SOC) is included with the moment orientation either in-plane or out-of-plane. SOC was introduced in a second variational procedure.¹⁶ The calculations of magnetic anisotropy require careful convergence of the total energy. We found that a converging criterion for the total energy to within 10^{-6} eV yields stable results.

III. STRUCTURAL PROPERTIES

As mentioned above, most of the bulk transition metal dihalides have a natural layered structure that contains triangular nets of cations in edge-sharing octahedral coordination forming MX_2 layers separated by van der Waals gaps (Fig. 1). The octahedral crystal field will split the $3d$ orbitals of the metal atoms into higher lying e_g ($d_{x^2-y^2}$, d_{z^2}) and lower lying t_{2g} (d_{xy} , d_{xz} , d_{yz}) states. All of the nearest-neighbor distances within the MX_6 octahedra are the same, but there is a trigonal distortion which further splits the t_{2g} manifold. The consequences this has for the electronic structure are explained below.

MX_2 compounds adopt either the trigonal CdI_2 structure (so called 1-T with $P\bar{3}m1$ space group) or the rhombohedral $CdCl_2$ ($R\bar{3}m$) one. These structures have different stackings along the c -axis. The Cr and Cu materials are slightly different in that their structure in the bulk is 1D-like and monoclinic, respectively, hence we

TABLE I. Calculated in-plane lattice parameters for monolayer MX_2 within GGA.

a	Cl	Br	I
VX_2	3.62	3.81	4.08
MnX_2	3.64	3.84	4.12
FeX_2	3.49	3.69	3.98
CoX_2	3.49	3.73	3.92
NiX_2	3.45	3.64	3.92

do not analyze them here. The structure of monolayer dihalides is analogous to that of the intensively studied transition metal dichalcogenides in which ferromagnetism at the monolayer level has been anticipated by DFT calculations.¹⁷ Regardless, based on the known bulk values, larger magnetic moments in 2D dihalides can be expected.

It was previously found that all dihalides prefer the 1-T crystal structure at the monolayer level.¹⁰ The stability of single-layer dihalides was also evaluated from their formation energy confirming that not only are metal dihalide monolayers stable, but also that they could potentially be exfoliated.^{10,18} Based on this, for the monolayer we will focus on 1-T structures only. The calculated structural parameters of MX_2 monolayers are summarized in Table I and agree with Ref.¹⁰ and with the experimental bulk data.

IV. DIHALIDES - BULK MAGNETISM

We analyze first the electronic structure and magnetism of the bulk materials, experimentally studied already, to test the validity of our predictions. All the materials are insulators as shown by experiment and confirmed by our calculations (to open up a gap, a U is required in some cases). As mentioned above, there are two competing magnetic interactions in the planes: direct exchange between transition metal cations, and superexchange through the halogen anions. The magnetism of these materials can be understood from the Goodenough-Kanamori-Anderson rules.¹⁹ In the case of a 90° M-X-M bond angle, the e_g - e_g exchange is always FM and weak, the direct t_{2g} - t_{2g} overlap can give rise to an AFM exchange, and depending on the particular orbital occupation, the t_{2g} - t_{2g} superexchange via halides can either be AFM or weakly FM. For the case of edge-sharing octahedra, the t_{2g} orbitals on neighboring sites, pointing between the oxygens, are directed toward each other. The resulting $d-d$ hopping turns out to be very important for early $3d$ metals (i.e., V) and it can give rise to AFM exchange. As a note, the magnetic order found in most of these compounds either consists on ferromagnetic planes, stripes, or is helimagnetic.⁷ The results of the density functional theory (DFT) calculations are shown in Table II. We discuss them below in order of increasing d count. Three magnetic structures were explored: AFS (stripe)

TABLE II. Magnetism of bulk MX_2 within GGA. The second column reflects the nature of the ground state (GS) where AFS stands for an antiferromagnetic striped configuration (in-plane stripes coupled AFM along c), AF for FM planes coupled AFM along c , FM for ferromagnetic, I for insulator, and HM for half-metal. * indicates that FeX_2 become insulators after SOC and U are included. The third column shows the energy difference (per unit cell) between ferromagnetic and corresponding antiferromagnetic ordering. The fourth column shows the magnetocrystalline anisotropy energy for the magnetic moments pointing in-plane versus out-of-plane (negative values reflect out-of-plane moments). The last column shows the calculated magnetic moment.

Bulk	GS	ΔE_{FM-AFM} (meV)	MAE (meV)	MM (μ_B)
VCl ₂	AFS-I	55.49	0.04	2.60
VBr ₂	AFS-I	25.57	0.03	2.61
VI ₂	AFS-I	10.13	0.62	2.62
MnCl ₂	AFS-I	18.45	0.09	4.50
MnBr ₂	AFS-I	12.27	0.03	4.52
MnI ₂	AFS-I	8.63	0.16	4.51
FeCl ₂	AF-HM*	14.74	-1.09	3.47
FeBr ₂	AF-HM*	5.44	-0.82	3.54
FeI ₂	AF-HM*	2.72	-1.05	3.40
CoCl ₂	AF-I	5.03	0.62	2.54
CoBr ₂	AF-I	1.49	0.76	2.49
CoI ₂	AF-I	13.60	0.17	2.24
NiCl ₂	AF-I	4.62	0.50	1.46
NiBr ₂	AF-I	2.99	0.26	1.39
NiI ₂	AF-I	27.33	0.30	1.25

order, which was taken to be alternating rows of ferromagnetic spins stacked AFM along c , AF order taken to be ferromagnetic planes stacked AFM along c , and FM order. These allow us to capture the physics of most of the materials. However, the non-collinear nature of the order observed in some of the materials is beyond the scope of the present work.

VX_2 . In these materials, V is in a high spin d^3 configuration ($S = 3/2$). Neutron powder diffraction studies found that all three vanadium dihalides order antiferromagnetically with Néel temperatures of 36.0, 29.5, and 16.3 K for Cl, Br and I, respectively,²⁰ with the low values relative to the Weiss temperatures (437 K, 335 K, 143 K)²¹ being an indication of geometric frustration. Our AFS (stripe) calculations indeed confirm that the magnetic order involves antiferromagnetic in-plane coupling, with the moments predicted to lie in-plane. The actual moment orientation for VCl₂ and VBr₂ is non-collinear (120 degree orientation of the moments) as typical for triangular antiferromagnets, and moreover the moments appear to be tilted out of the plane.^{20,22,23} VI₂ is more complicated in that the 120 degree order occurs first, and then slightly below this at 14.4 K a stripe phase (the same as simulated here) sets in, though the moments are probably also tilted out of the plane.^{20,24} The closeness of the two phase transitions indicates that the free energy difference between the 120 degree order and the stripe

phase is small.

MnX_2 . In these materials, Mn is in a high spin d^5 configuration ($S = 5/2$). For this filling, superexchange is AFM. The magnetic structure for MnCl₂ has ferromagnetic stripes of width two rows within the layers with antiferromagnetic coupling between neighboring stripes and between the layers.²⁵ There is evidence that the moments lie in-plane for the Cl and Br materials,²⁶ that our DFT calculations confirm. For simplicity, we approximate this state by the one width row AFS (stripe) order for the purposes of Table II. MnI₂ adopts a complicated helical magnetic structure at low T stemming from competition with longer range exchange.²⁷ The development of a ferroelectric polarization was recently reported, spurring interest in this compound as a multiferroic material.²⁸

FeX_2 . Divalent iron, d^6 , is expected to be in a high spin state, $S = 2$. Given the partially filled t_{2g} levels, an orbital moment may be expected as well. The magnetic structure of FeCl₂ and FeBr₂ shows ferromagnetic order within the layers and antiferromagnetic stacking along c .²⁹ Our calculations do reproduce the observed magnetic order. The iodide counterpart, though, adopts the two-row width stripes as found in MnBr₂.³⁰ The moments are along the c axis in all cases. Our obtained magnetocrystalline anisotropy energies confirm that the moments lie out-of-plane.

CoX_2 . Co^{2+} , d^7 , can be in a high spin ($S = 3/2$) or low spin ($S = 1/2$) state. Neutron diffraction results show that the high spin state is preferred, at least for CoCl₂ and CoBr₂, and our DFT calculations confirm this picture.²⁹ Below their ordering temperatures, both of these compounds adopt a magnetic structure with ferromagnetic alignment within each layer and antiferromagnetic stacking. This is correctly reproduced by our calculations, along with the fact that the magnetic moments lie in-plane. The magnetic behavior in CoI₂ is more complex - it is a helimagnet with a spiral spin structure, indicating the presence of longer range exchange.³¹

NiX_2 . Divalent nickel in these compounds has a d^8 configuration, with low spin being $S=0$ and high spin $S=1$, the later being favored. Both NiCl₂ and NiBr₂ show a magnetic configuration with moments lying within the plane that are ferromagnetically aligned within each layer, with antiferromagnetic stacking.³² Our DFT calculations are able to reproduce this. NiBr₂ develops helimagnetic order below a lower second transition, that is seen as well below T_N in the iodide material. Like MnI₂ and CoI₂ described above, NiBr₂ and NiI₂ also develop a ferroelectric polarization in their helimagnetic states.^{33,34}

The trend in the magnetic moments across the MX_2 series is the expected one according to the spin states described above: starting with $\sim 3 \mu_B$ per metal atom for the V-halides, increasing to $\sim 5 \mu_B$ for the Mn-halides, and then gradually decreasing to $\sim 2 \mu_B$ for the Ni-halides (Table II). The halogens develop a magnetic moment of 0.16-0.20 μ_B and hence show a significant spin-polarization. The magnetic moment on the metal atoms decreases with the Z of the halide atom (Cl - Br - I). In

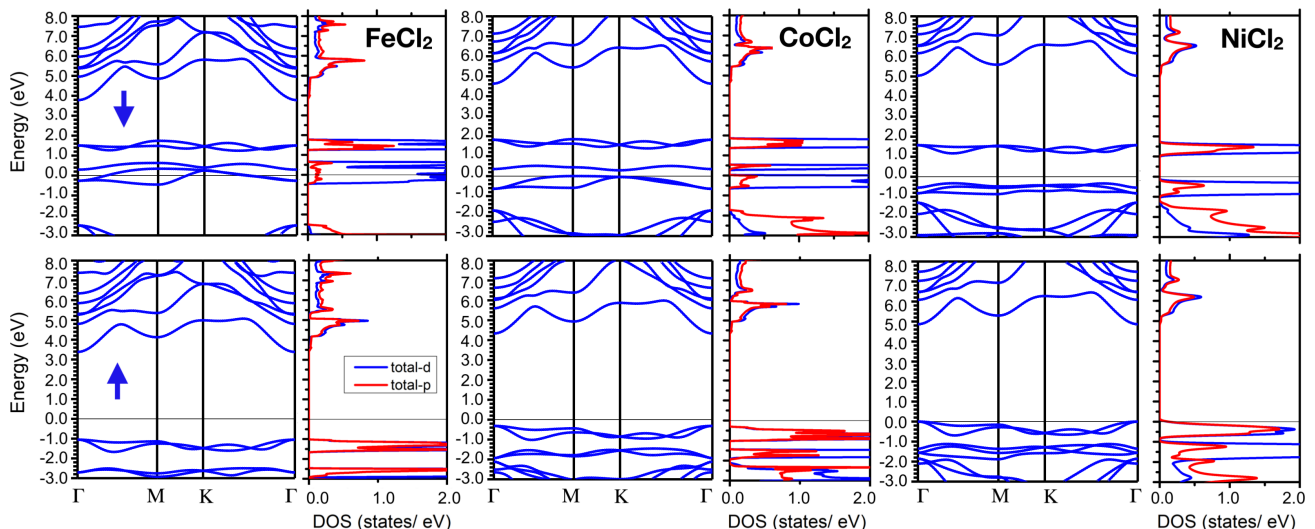


FIG. 2. Atom-resolved density of states (DOS) and band structures for different dihalide monolayers within GGA: FeCl₂, CoCl₂ and NiCl₂. Majority and minority spin channels are represented by up and down arrows.

the Fe and Co compounds, an orbital moment ~ 0.1 and $0.2 \mu_B$, respectively, is found when SOC is included.

V. DIHALIDES-MONOLAYER MAGNETISM

After confirming the correct magnetic ordering trends can be reproduced in the bulk dihalides, we turn our attention to the monolayers. The obtained ground states are very similar to those obtained in the bulk, a reasonable outcome given the weak interlayer coupling in vdW materials. In a similar fashion to the above bulk description, comparison has been established between ferromagnetic, and antiferromagnetic (AFS stripe) ordering within the layers. FeX₂, CoX₂ (X = Cl, Br) and NiX₂ prefer a FM ground state, while VX₂, MnX₂ and CoI₂ are (striped) AFS (Table III). These preferences can be justified based on the above described competition between direct exchange and superexchange for different fillings. CoI₂ breaks the trend among the Co compounds due to the sensitivity of superexchange for M-X-M bond angles near 90° to the relative position of the anion *p* states (Ref. 19).

We will focus on the description of materials with a FM ground state at the monolayer level starting with the Fe compounds. FeX₂ monolayers were the focus of previous studies in which they were predicted to be FM-half metals.⁸ We have analyzed the electronic structure of these materials in further detail, in particular, the evolution of the electronic structure with *U* within the LDA+*U* method and upon inclusion of SOC. Fig. 2 shows the band structure and density of states of the half-metallic FeCl₂ monolayer obtained within GGA. The electronic structure is consistent with the description in Ref. 8: Fe²⁺ being HS, the majority spin channel *d* states are completely occupied; in the minority spin channel,

TABLE III. Magnetism for monolayer MX₂ within GGA. The second column reflects the nature of the ground state where AFS stands for antiferromagnetic (stripe) in-plane order, FM for ferromagnetic in-plane order, I for insulator, and HM for half-metal. * indicates that FeX₂ become insulators after SOC and *U* are included. The third column shows the energy difference between ferromagnetic and antiferromagnetic in-plane order. The fourth column shows the magnetocrystalline anisotropy energy for the magnetic moments pointing in-plane versus out-of-plane (negative values reflect out-of-plane moments). The last column shows the calculated magnetic moment.

Mono	GS	ΔE_{FM-AFS} (meV)	MAE (meV)	MM (μ_B)
VCl ₂	AFS-I	61.47	-0.53	2.67
VBr ₂	AFS-I	31.90	-0.30	2.67
VI ₂	AFS-I	10.70	-0.25	2.67
MnCl ₂	AFS-I	30.00	-0.20	4.54
MnBr ₂	AFS-I	15.36	-0.25	4.52
MnI ₂	AFS-I	12.92	-0.18	4.46
FeCl ₂	FM-HM*	-121.58	-0.89	3.57
FeBr ₂	FM-HM*	-67.66	-0.33	3.53
FeI ₂	FM-HM*	-35.90	-0.59	3.45
CoCl ₂	FM-I	-57.52	-0.69	2.54
CoBr ₂	FM-I	-10.33	-0.68	2.49
CoI ₂	AFS-I	14.15	-0.50	2.23
NiCl ₂	FM-I	-38.76	-0.12	1.68
NiBr ₂	FM-I	-32.70	-0.02	1.63
NiI ₂	FM-I	-33.73	-0.18	1.53

there are two partially occupied *t*_{2g} bands and three unoccupied *d* bands (a flat *t*_{2g} one, and above this, two *e*_g ones). The electronic structure for the minority spin channel is identical to the bulk electronic structure in which FM layers are stacked in an AFM fashion (not shown). FeBr₂ and FeI₂ display the same basic electronic

structure around E_F . The spin moment per unit cell is $4\mu_B$ with most of it residing on the Fe site ($\sim 3.5\mu_B$).

One interesting question is the origin of the t_{2g} splitting into an e_g^* doublet and a higher-lying a_{1g} singlet (Fig. 3).³⁵ This is due to the above mentioned trigonal distortion (compression along the [111] axis of the octahedra, i.e., the c -axis of the crystal). This distortion is quantified by the angle θ (Fig. 3) that is larger than the value for an undistorted octahedron $\theta_0 = 54.74^\circ = \arccos(1/\sqrt{3})$. Additionally, one has to take into account the contribution to the crystal field of neighboring transition metal atoms to the a_{1g} - e_g splitting. The corresponding wavefunctions for these states can be written in the form:

$$|a_{1g}\rangle = \frac{1}{\sqrt{3}}(|xy\rangle + |xz\rangle + |yz\rangle),$$

$$|e_{g\pm}^*\rangle = \pm \frac{1}{\sqrt{3}}(|xy\rangle + e^{\pm 2\pi i/3}|xz\rangle + e^{\mp 2\pi i/3}|yz\rangle)$$
(1)

The a_{1g} orbital has a very simple shape in local coordinates. It is analogous to a $z^2 - e_g$ orbital with its z axis directed along the [111] axis (in this case, the c -axis of the crystal). The other two t_{2g} orbitals, denoted as e_g^* , have a more complicated shape. These are states with $|l^z = \pm 1\rangle$ (with the quantization axis along c), the a_{1g} state being the $|l^z = 0\rangle$ one.

This clearly explains why, once SOC is included, the e_g^* orbitals are split. The overall band structure is similar to that of Fig. 2 with an orbital moment of $0.10\mu_B$ being induced on Fe. This splitting increases once an on-site U is included, with an insulating gap opening up once U exceeds 3 eV (Fig. 3). As a consequence, a larger orbital moment ($\sim 0.6\mu_B$) develops along the the trigonal axis, parallel to the spin moment. It should be noted that regardless of the U value, a gap is not opened up unless SOC is included and the e_g^* states are split. The degeneracy lifting due to spin orbit coupling is similarly required to open a gap in FeX_2 bulk materials, which are known to be Mott insulators.

The electronic structure of monolayer CoCl_2 within GGA (d^7 filling, HS) is shown in Fig. 2. The electronic structure for the bulk (with a magnetic order consisting of FM layers stacked AFM) is equivalent to that of the monolayer. At the GGA level, a gap already opens up in spite of the partial (d^7) filling. The reason is once again the trigonal distortion of the octahedra that gives rise to the t_{2g} splitting into an a_{1g} singlet and e_g^* doublet (the flat band right above the Fermi level in the minority spin channel has a_{1g} character, the two e_g^* are occupied). In a similar fashion to the Fe case, the total moment per unit cell is $3\mu_B$ with most of it residing on the Co site ($\sim 2.5\mu_B$). Once a U is included, the gap between the occupied e_g^* and unoccupied a_{1g} states increases (Fig. 3). The orbital moment derived for LDA+SOC+ U ($U = 4$ eV) is $0.2\mu_B$. This, unlike for the Fe case, is the same as for $U=0$, an expected result given the complete filling of the e_g^* doublet.

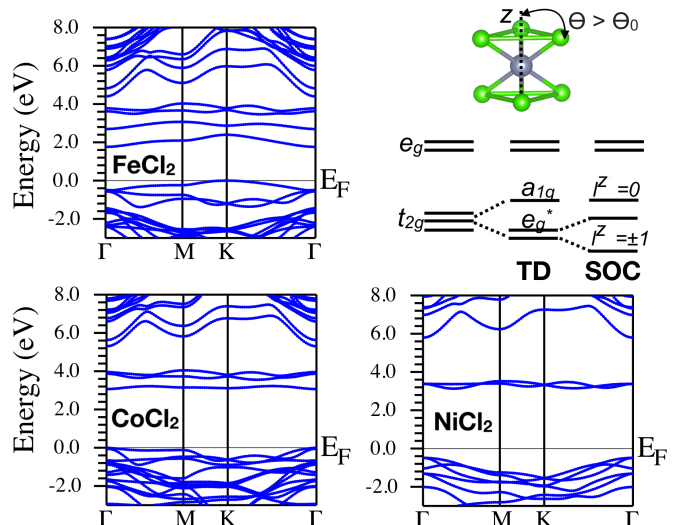


FIG. 3. Band structures for different dihalide monolayers within LDA+SOC+ U ($U = 4$ eV): FeCl_2 , CoCl_2 and NiCl_2 . All of them are FM insulators. The top right panel shows the magnetic (M) atom surrounded by a trigonally distorted octahedron of halides. Distortions are determined by the angle θ ; the value $\cos\theta_0 = 1/\sqrt{3}$ corresponds to an undistorted octahedron. The corresponding crystal field splitting of the d -orbitals of the magnetic atom is shown. The splitting of the t_{2g} levels into a_{1g} and e_g^* is due to both the trigonal distortion (TD) of the octahedron and the contribution from neighboring M atoms to the crystal field. SOC additionally splits the e_g^* doublet.

NiCl_2 also is a FM insulator at the monolayer level. The insulating character with Ni being d^8 (HS) is simpler to understand. The band gap opens up between t_{2g} occupied and e_g unoccupied minority spin bands. The derived magnetic moment agrees with this picture (Table III). In this case, a U simply increases the gap as expected (Fig. 3).

As mentioned above, the character of the ferromagnetic ordering in these 2D materials is determined by the magnetocrystalline anisotropy energy. It is magnetic 2D materials with an easy axis that can have a ferromagnetically ordered phase at finite temperature. All Fe and Ni dihalides, as well as CoCl_2 and CoBr_2 , are predicted to have their easy axis along c . This makes them a very promising platform for stable and robust ferromagnetism.

As in Ref. 10, we estimate the strength of the magnetic interactions from the energy difference between a FM and an AFM configuration (denoted as ΔE). In our case, for the AFS state, a given magnetic ion has four AFM and two FM near neighbors, and for the FM state, six FM near neighbors. The same counting applies for next near neighbors. This leads to an effective J of:

$$J = \frac{\Delta E}{8S^2}$$
(2)

where S is the spin per metal atom (2, $3/2$ and 1 for Fe, Co and Ni). The calculated values for materials with a

TABLE IV. Magnetism for monolayer MX_2 (continued). The second column reflects the nature of the ground state where AFS stands for antiferromagnetic (stripe) order, FM for ferromagnetic order, I for insulator, and HM for half-metal. * indicates that FeX_2 become insulators after SOC and U are included. The third column shows the value of the exchange interaction. The fourth column is an estimate of the Curie temperature.

Mono	GS	J (K)	T_c (K)
FeCl_2	FM-HM*	44.1	160
FeBr_2	FM-HM*	24.5	89
FeI_2	FM-HM*	13.0	47
CoCl_2	FM-I	37.1	135
CoBr_2	FM-I	6.7	24
CoI_2	AFS-I	–	–
NiCl_2	FM-I	56.2	205
NiBr_2	FM-I	47.4	173
NiI_2	FM-I	48.9	178

FM ground state are shown in Table IV. The derived values are similar to those in previous works in which pseudopotentials were used,¹⁰ with predicted values for FeCl_2 and NiX_2 being particularly high, noting that our estimates are higher than theirs since they assumed a factor of 12 rather than 8 in the denominator of Eq. (2). This J , which can be considered as a sum of the near-neighbor J_1 and next near-neighbor J_2 , is relevant if longer range J s are not important (the next next near-neighbor J_3 drops out of this energy difference). As a cautionary note, the values we estimate for J typically exceed those extracted from inelastic neutron scattering.³⁶ But, they should give some idea of the trends in J as M and X are varied.

For uniaxial anisotropy, the appropriate model is the Ising one. For a triangular 2D lattice, the critical temperature is $3.641J/k_B$.^{37,38} The T_c s based on this, from our estimate of J , are shown in Table IV for each of the monolayers. Given the above caveats, these should be considered as overestimates. Still, we would like to point out that in most cases, MX_2 materials have Néel tem-

peratures that exceed those of their MX_3 counterparts.⁷ Moreover, it is entirely conceivable that the monolayer T_c could exceed the bulk T_N . This is particularly relevant for NiX_2 , which have the highest T_N of the MX_2 materials besides TiCl_2 .⁷ If the spins do convert from xy-like (in-plane) in the bulk to Ising-like (along c) in the monolayer, as we predict, then the NiX_2 monolayer Curie temperatures could indeed be high. As suggested in Ref. 10, T_c could also be increased by strain from a suitable substrate.

VI. SUMMARY

In summary, motivated by recent experiments for CrI_3 , we have explored the evolution of the magnetism in transition metal dihalides from the bulk to the monolayer limit. FeX_2 , NiX_2 , CoCl_2 and CoBr_2 monolayers are predicted to be ferromagnetic insulators with out-of-plane moments and sizable magnetocrystalline anisotropies. Our results highlight the importance of considering the symmetry lowering at the transition metal site due to the trigonal distortion of the MX_6 octahedron, as well as including the effect of spin-orbit coupling, to obtain the correct ground states. This work confirms the potential for stable and robust 2D ferromagnetism in transition metal dihalide-based monolayers, and we hope this will stimulate experimental efforts to realize them in the laboratory.

VII. ACKNOWLEDGMENTS

This work was supported by the U.S. Dept. of Energy, Office of Science, Basic Energy Sciences, Materials Sciences and Engineering Division. We acknowledge the computing resources provided on Blues, a high-performance computing cluster operated by Argonne's Laboratory Computing Resource Center.

* antia.botana@asu.edu

¹ N. D. Mermin and H. Wagner, Phys. Rev. Lett. **17**, 1133 (1966).

² B. Huang, G. Clark, E. Navarro-Moratalla, D. R. Klein, R. Cheng, K. L. Seyler, D. Zhong, E. Schmidgall, M. A. McGuire, D. H. Cobden, W. Yao, D. Xiao, P. Jarillo-Herrero, and X. Xu, Nature **546**, 270 (2017).

³ C. Gong, L. Li, Z. Li, H. Ji, A. Stern, Y. Xia, T. Cao, W. Bao, C. Wang, Y. Wang, Z. Q. Qiu, R. J. Cava, S. G. Louie, J. Xia, and X. Zhang, Nature **546**, 265 (2017).

⁴ B. Huang, G. Clark, D. R. Klein, D. MacNeill, E. Navarro-Moratalla, K. L. Seyler, N. Wilson, M. A. McGuire, D. H. Cobden, D. Xiao, W. Yao, P. Jarillo-Herrero, and X. Xu, Nature Nano. **13**, 544 (2018).

⁵ W. Xing, Y. Chen, P. M. Odenthal, X. Zhang, W. Yuan, T. Su, Q. Song, T. Wang, J. Zhong, S. Jia, X. C. Xie, Y. Li, and W. Han, 2D Materials **4**, 024009 (2017).

⁶ K. S. Burch, D. Mandrus, and J.-G. Park, Nature **563**, 47 (2018).

⁷ M. McGuire, Crystals **7**, 121 (2017).

⁸ M. Ashton, D. Gluhovic, S. B. Sinnott, J. Guo, D. A. Stewart, and R. G. Hennig, Nano Letters **17**, 5251 (2017).

⁹ Y. Feng, X. Wu, J. Han, and G. Gao, J. Mater. Chem. C **6**, 4087 (2018).

¹⁰ V. V. Kulish and W. Huang, J. Mater. Chem. C **5**, 8734 (2017).

¹¹ A. Wasey, A. Karmakar, and D. Das, J. Phys. Condens. Matter **25**, 476001 (2013).

- ¹² E. Torun, H. Sahin, S. K. Singh, and F. M. Peeters, *Appl. Phys. Lett.* **106**, 192404 (2015).
- ¹³ P. Blaha, K. Schwarz, G. K. H. Madsen, D. Kvasnicka, and J. Luitz, *WIEN2k, An Augmented Plane Wave Plus Local Orbitals Program for Calculating Crystal Properties.*, Vienna University of Technology, Austria (2001).
- ¹⁴ J. P. Perdew, K. Burke, and M. Ernzerhof, *Phys. Rev. Lett.* **77**, 3865 (1996).
- ¹⁵ A. Lichtenstein, V. Anisimov, and J. Zaanen, *Phys. Rev. B* **52**, R5467 (1995).
- ¹⁶ D. J. Singh and L. Nordstrom, *Plane Waves, Pseudopotentials and LAPW Method* (Springer, 2006).
- ¹⁷ Y. Ma, Y. Dai, M. Guo, C. Niu, Y. Zhu, and B. Huang, *ACS Nano* **6**, 1695 (2012).
- ¹⁸ N. Mounet, M. Gibertini, P. Schwaller, D. Campi, A. Merkys, A. Marrazzo, T. Sohier, I. E. Castelli, A. Cepellotti, G. Pizzi, and N. Marzari, *Nature Nano.* **13**, 246 (2018).
- ¹⁹ J. B. Goodenough, *Magnetism and the Chemical Bond* (Interscience-Wiley, 1963).
- ²⁰ K. Hirakawa, K., H. Kadowaki, and K. Ubukoshi, *J. Phys. Soc. Jpn.* **52**, 1814 (1983).
- ²¹ M. Niel, C. Cros, G. Le Flem, M. Pouchard, and P. Hagenmuller, *Physica B+C* **86-88**, 702 (1977).
- ²² H. Kadowaki, K. Ubukoshi, and K. Hirakawa, *J. Phys. Soc. Jpn.* **54**, 363 (1985).
- ²³ H. Kadowaki, K. Ubukoshi, K. Hirakawa, J. L. Martinez, and G. Shirane, *J. Phys. Soc. Jpn.* **56**, 4027 (1987).
- ²⁴ S. R. Kuindersma, C. Hass, and J. P. Sanchez, *Solid State Commun.* **30**, 403 (1979).
- ²⁵ M. K. Wilkinson, J. W. Cable, E. O. Wollan, and W. C. Koehler, Oak Ridge National Laboratory Report ORNL **2430**, 65 (1958).
- ²⁶ E. Wollan, W. Koehler, and M. Wilkinson, *Phys. Rev.* **110**, 638 (1958).
- ²⁷ J. Cable, M. Wilkinson, E. Wollan, and W. Koehler, *Phys. Rev.* **125**, 1860 (1962).
- ²⁸ T. Kurumaji, S. Seki, S. Ishiwata, H. Murakawa, Y. Tokunaga, Y. Kaneko, and Y. Tokura, *Phys. Rev. Lett.* **106**, 167206 (2011).
- ²⁹ M. K. Wilkinson, J. W. Cable, E. O. Wollan, and W. C. Koehler, *Phys. Rev.* **113**, 497 (1959).
- ³⁰ J. Gelard, A. R. Fert, P. Meriel, and Y. Allain, *Solid State Commun.* **14**, 187 (1974).
- ³¹ M. Mekata, H. Kuriyama, Y. Ajiro, S. Mitsuda, and H. Yoshizawa, *J. Magn. Magn. Mater.* **104**, 859 (1992).
- ³² A. Adam, D. Billery, C. Terrier, R. Mainard, L. P. Regnault, and J. Rossat-Mignod, *Solid State Commun.* **35**, 1 (1980).
- ³³ T. Kurumaji, S. Seki, S. Ishiwata, H. Murakawa, Y. Tokunaga, Y. Kaneko, and Y. Tokura, *Phys. Rev. B* **87**, 014429 (2013).
- ³⁴ Y. Tokunaga, D. Okuyama, T. Kurumaji, T. Arima, H. Nakao, Y. Murakami, Y. Taguchi, and Y. Tokura, *Phys. Rev. B* **84**, 060406(R) (2011).
- ³⁵ J. Kuneš, H. Rosner, D. Kasinathan, C. O. Rodriguez, and W. E. Pickett, *Phys. Rev. B* **68**, 115101 (2003).
- ³⁶ R. J. Birgeneau, W. B. Yelon, E. Cohen, and J. Makovsky, *Phys. Rev. B* **5**, 2607 (1972).
- ³⁷ G. H. Wannier, *Phys. Rev.* **79**, 357 (1950).
- ³⁸ M. E. Fisher, *Rep. Prog. Phys.* **30**, 615 (1967).