



CHORUS

This is the accepted manuscript made available via CHORUS. The article has been published as:

New Perspectives on Spectroscopic Factor Quenching from Reactions

C. Hebborn, F. M. Nunes, and A. E. Lovell

Phys. Rev. Lett. **131**, 212503 — Published 22 November 2023

DOI: [10.1103/PhysRevLett.131.212503](https://doi.org/10.1103/PhysRevLett.131.212503)

New perspectives on spectroscopic factor quenching from reactions

C. Hebborn,^{1,2,*} F. M. Nunes,^{1,3} and A. E. Lovell⁴

¹*Facility for Rare Isotope Beams, Michigan State University, East Lansing, Michigan 48824, USA*

²*Lawrence Livermore National Laboratory, P.O. Box 808, L-414, Livermore, California 94551, USA*

³*Department of Physics and Astronomy, Michigan State University, East Lansing, Michigan 48824, USA*

⁴*Theoretical Division, Los Alamos National Laboratory, Los Alamos, New Mexico 87545, USA*

(Dated: October 23, 2023)

The evolution of single-particle strengths as the neutron-to-proton asymmetry changes informs us of the importance of short- and long-range correlations in nuclei and has therefore been extensively studied for the last two decades. Surprisingly, the strong asymmetry dependence of these strengths and their extreme values for highly-asymmetric nuclei inferred from knockout reaction measurements on a target nucleus are not consistent with what is extracted from electron-induced, transfer, and quasi-free reaction data, constituting a two-decade old puzzle. This work presents the first consistent analysis of one-nucleon transfer and one-nucleon knockout data, in which theoretical uncertainties associated with the nucleon-nucleus effective interactions considered in the reaction models are quantified using a Bayesian analysis. Our results demonstrate that, taking into account these uncertainties, the spectroscopic strengths of loosely-bound nucleons extracted from both probes agree with each other and, although there are still discrepancies for deeply-bound nucleons, the slope of the asymmetry dependence of the single-particle strengths inferred from transfer and knockout reactions are consistent within 1σ . Both probes are consistent with a small asymmetry dependence of these strengths. The uncertainties obtained in this work represent a lower bound and are already significantly larger than the original estimates.

Introduction: Systematic studies of nuclei along isotopic chains have revealed unexpected trends that challenge our understanding of nuclear structure [1–3]. While energy spectra hold an important component of this complex many-body puzzle, reaction studies since the 50s have been extracting information on the composition of the nuclear wavefunction itself, and in particular the distribution of strength across various nuclear orbitals. This is expressed in terms of a spectroscopic factor (SF), proportional to the probability that the system will be found in a particular configuration. These SFs are reduced compared to the independent particle model (IPM), due to long-range correlations (LRC), associated mainly with pairing and deformation effects, and short-range correlations (SRC). The evolution of this shell structure away from stability therefore provides unique insights on correlations in nuclei and on the fundamental nuclear force [2, 4]. Moreover, because SRCs influence the equation of state [5], are connected with the quark momentum distributions in nucleons bound inside nuclei [6], and affect lepton-nucleus interactions [7], an accurate understanding of SRCs will impact astrophysics, particle physics and neutrino physics.

The importance of these correlations in nuclei is quantified by comparing SFs extracted from experimental nucleon-removal data and theoretical predictions [4]. For two decades, nuclear physicists have grappled with the asymmetry dependence of the ratio \mathcal{R} between the SF extracted from experiment and that predicted by the nuclear shell model. The now famous asymmetry plot showing \mathcal{R} as a function of the difference between neutron and proton separations energies (ΔS) has caused significant debate [4]. The asymmetry dependence of \mathcal{R}

found in the analysis of one-nucleon knockout reactions on a ${}^9\text{Be}$ or ${}^{12}\text{C}$ targets—often referred simply as knockout reactions—[8–10] is not consistent with that found using other probes, namely for electron-induced [11], quasi-free [12] and transfer reactions [13–15] (see the recent review Ref. [4] for a full status). For the last two decades, many studies have attempted to understand the source of this inconsistency. Our work adds to these studies, although it brings a novel perspective.

SFs are model dependent [16, 17]; their extraction from experimental data require both a reaction model and a structure model. The analysis of knockout reactions makes use of the eikonal reaction theory as well as large-scale shell-model calculations. To understand the asymmetry dependence of \mathcal{R} associated with knockout observables, the validity of the shell-model SFs and the eikonal model have been thoroughly analyzed, e.g. Refs. [18–23] discuss the importance of SRCs and LRCs for structure predictions and Refs. [24–30] address the validity of the eikonal approximation. Similarly, many studies tested the validity of the theories used in the transfer analyses [31–34], including benchmarks of the reaction models.

Given that SFs are not observables, a degree of caution needs to be taken in interpreting the results. When using different probes, it is essential to make the same assumptions so the conclusions are both comparable and reliable. Equally necessary is a good understanding of the theoretical uncertainties without which any disagreement between results is rendered meaningless. One earlier study did attempt to quantify the uncertainties associated with the reaction theory used in the transfer [31] however those estimates were obtained without a rigor-

	S_n [MeV]	J^π	$(A-1) J^\pi$	nlj
^{32}Ar	21.60	0^+	$5/2^+$	$0d5/2$
^{34}Ar	17.07	0^+	$1/2^+$	$1s1/2$
^{36}Ar	15.26	0^+	$3/2^+$	$0d3/2$
^{46}Ar	8.07	0^+	$7/2^-$	$0f7/2$

TABLE I. Properties of the single-particle wavefunction for $^{32,34,36,46}\text{Ar}$: the neutron separation energy (S_n), the spin and parity of the nucleus (J^π), of the $A-1$ core ($(A-1) J^\pi$) and the number of nodes n , the partial wave l and the spin j of the core-neutron single-particle wavefunction.

ous statistical analysis.

Although in the majority of cases, the $\mathcal{R}(\Delta S)$ plots contain only statistical errors from the experimental data, we understand there are significant uncertainties attributed to the reaction models themselves. Most noteworthy are the uncertainties associated with the phenomenological fits of the effective interactions used, the so-called *optical potentials* [35]. Bayesian analyses of elastic scattering has led to the understanding that uncertainties associated with the optical potentials are larger than previously estimated [36–39]. This work offers the first consistent analysis of knockout and transfer reaction data on three different Ar isotopes using Bayesian statistics to quantify the theoretical uncertainties associated with the nucleon-nucleus optical potentials.

Methodology: We first reanalyze transfer data for the $^{34,36,46}\text{Ar}(p,d)^{33,35,45}\text{Ar}(\text{g.s.})$ reactions at 33A MeV [40], using the Adiabatic Wave Approximation (ADWA) [41], and take as input the nucleon- ^AAr and nucleon- ^{A-1}Ar interactions at the beam energy and at half the deuteron energy for the incoming and outgoing channels, respectively. The nucleon-Ar optical potential parameters are directly sampled¹ from the recent global parameterization KDUQ [42] from which we compute the credible intervals for the transfer angular distributions using the code NLAT [43].

We reanalyze $^{32}\text{Ar}+^9\text{Be}\rightarrow^{31}\text{Ar}(\text{g.s.})+X$ at 65.1A MeV [44] and $^{34,46}\text{Ar}+^9\text{Be}\rightarrow^{33,45}\text{Ar}(\text{g.s.})+X$ at 70A MeV [45, 46], using the eikonal method [30, 47–49], and we quantify the uncertainties arising from the n - ^9Be target interaction only. Because KDUQ is not appropriate for light targets, we follow the work done in Ref. [39], and instead we generate mock elastic angular distributions with a realistic potential [50]. We assign to these mock data an error of 10%, which is common for elastic-scattering experiments with stable beams. Parameter posterior distributions are obtained from the

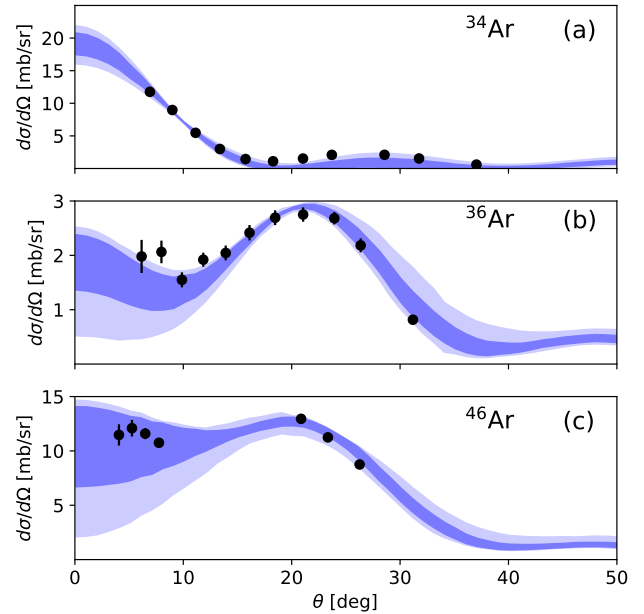


FIG. 1. Angular distributions for (a) $^{34}\text{Ar}(p,d)^{33}\text{Ar}(\text{g.s.})$, (b) $^{36}\text{Ar}(p,d)^{35}\text{Ar}(\text{g.s.})$ and (c) $^{46}\text{Ar}(p,d)^{45}\text{Ar}(\text{g.s.})$ at 33A MeV. All theoretical distributions have been scaled to reproduce the data from Ref. [40]. The scaling factors are the extracted SFs and their uncertainties result from both theoretical and experimental errors. These values are listed in Table III.

Bayesian analysis of the n - ^9Be target elastic scattering and are propagated to obtain credible intervals for the knockout momentum distributions. For the core- ^9Be interaction, we use the optical limit with the parameters of Ref. [51] and the density of ^9Be approximated by two-parameter Fermi distributions [52]. We do not include the uncertainties associated with the core- ^9Be interaction as there are no elastic-scattering data on these systems or realistic potential to generate mock data and it has been shown that the uncertainties arising from this interaction are less significant [39]. In both the transfer and knockout calculations, we do not include the spin-orbit force for convenience, since we expect it to have a negligible effect.

Critical to both reaction calculations are the structure input: the exact same description is used for the single-particle structure of the isotopes involved. We use a Wood-Saxon potential with a radius of $R_R = r_0(A-1)^{1/3}$ fm with $r_0 = 1.25$ fm and diffuseness of $a_R = 0.65$ fm² and we fit its depth to the neutron separation energy. Details concerning the relevant single-particle states used in the transfer and knockout

¹ We sampled the multivariate Gaussian posterior distributions generated by the python script provided in the Supplemental Material of Ref. [42]

² We have verified that our conclusions do not change when using a different geometry ($r_0 = 1.3$ fm and $r_0 = 1.2$ fm with $a_R = 0.65$ fm) for this Woods-Saxon potential.

calculations are given in Table I.

Results: The transfer angular distributions are shown in Fig. 1: the normalized 68% (dark shaded blue) and 95% (light shaded blue) credible intervals are compared to the data reported in Ref. [40]. The shape of the predicted transfer angular distributions are in good agreement with experiment, corroborating the assumptions made in ADWA.

The results for parallel-momentum distributions following knockout are shown in Fig. 2: the normalized 68% (dark shaded salmon) and 95% (light shaded salmon) credible intervals are compared to the data reported in Refs. [44–46]. In general, the experimental distributions are well reproduced by the eikonal model, except for the ^{46}Ar case, which exhibits a highly-asymmetric distribution. As discussed in Ref. [46], this low-momentum tail is likely due to additional, dissipative mechanisms acting in the final state of the reaction products, which are not included in the eikonal approximation. We will discuss how this impacts the extracted SF later.

The parallel-momentum distributions are numerically integrated to obtain the total knockout cross sections shown in Table II: the experimental total cross sections (σ_{exp} , 2nd column) are listed along with the theoretical ones, namely the diffractive-breakup contributions (σ_{dif} , 4th column), the stripping contributions³ (σ_{str} , 5th column) and the total predicted single-particle cross sections ($\sigma_{sp} = \sigma_{dif} + \sigma_{str}$, 3rd column). It is clear that the errors on the theoretical total knockout cross section are also mostly defined by the uncertainties in the stripping component. This feature is expected for the removal of well-bound neutrons (all cases considered in this work have neutron separation energies $S_n > 8$ MeV) which makes the reaction process more sensitive to the details of the optical potentials [39].

We now consider the extraction of the SFs. For transfer, we follow a similar procedure as in Ref. [31]: we extract the SF by adjusting the angular distributions to the data points around the peak. The corresponding SFs and their uncertainties are displayed in the 2nd column of Table III, along with the 1σ (2σ) errors. Our SF_{tran} are consistent with those extracted in Ref. [31] (3rd column) although they exhibit larger errors. The relative uncertainty in SF_{tran} increases with the binding energy of the projectile, similarly to what was observed in knockout observables [39]. For knockout, we sample both the total cross section posterior distribution predicted by theory and the corresponding experimental total cross sections,

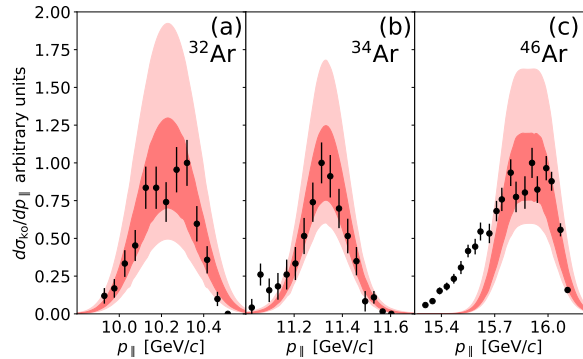


FIG. 2. Parallel-momentum distributions of the remaining (a) ^{31}Ar , (b) ^{33}Ar and (c) ^{45}Ar after the one-neutron knockout of ^{32}Ar , ^{34}Ar and ^{46}Ar off a ^9Be target at 65.1A MeV, 70A MeV and 70A MeV, respectively. The theoretical distributions were folded with the experimental resolution, and their center has been adjusted so that the average distribution reproduces the high-momentum tail of the data. The data and the experimental resolution profile were taken from Refs. [44–46].

	σ_{exp} [mb]	σ_{sp} [mb]	σ_{dif} [mb]	σ_{str} [mb]
^{32}Ar	$10.4^{+1.3}_{-1.3}$	$8.9^{+1.6(9.1)}_{-3.4(4.6)}$	$2.7^{+0.4(2.0)}_{-1.0(1.1)}$	$6.3^{+1.2(9.5)}_{-3.8(4.4)}$
^{34}Ar	$4.7^{+0.9}_{-0.9}$	$12.8^{+2.4(7.4)}_{-3.6(5.6)}$	$4.2^{+0.5(2.0)}_{-1.3(1.6)}$	$8.6^{+1.6(7.6)}_{-4.5(5.6)}$
^{46}Ar	61^{+9}_{-9}	$13.4^{+1.8(7.9)}_{-4.2(6.2)}$	$4.2^{+0.5(2.1)}_{-1.3(1.6)}$	$9.2^{+1.7(8.3)}_{-4.4(6.1)}$

TABLE II. The knockout experimental (σ_{exp}) and theoretical single-particle cross section (σ_{sp}) along with their diffractive-breakup (σ_{dif}) and stripping contributions (σ_{str}). The numbers are organized as $X_{-Z}^{+Y(Y')}$ where X denotes the average value, Y and Z (Y' and Z') correspond respectively to the 1σ (2σ) uncertainties obtained by propagating the uncertainties due to the neutron- ^9Be target interaction.

assuming a normal distribution. We then extract the distribution of the SFs by taking the ratio of the experimental samples with the theoretical ones. The corresponding SF_{ko} , shown in the 4th column of Table III, are consistent with the ones extracted in the original analyses (5th column) [44–46]. However, the original uncertainties for SF_{ko} are much smaller than those we obtained here, just as was found in the transfer case. Note that the SFs extracted from knockout data on ^{46}Ar (^{34}Ar) are consistent with the ones extracted from the transfer data within 1σ (2σ).

To obtain the ratio \mathcal{R} , we use previously published large-scale shell model calculations⁴: $\text{SF}_{SM} = 4.39$ for ^{32}Ar [44], and $\text{SF}_{SM} = 1.39, 2.22, 5.51$ for $^{34,36,46}\text{Ar}$ [40]. No uncertainties have been estimated for these predic-

³ The diffractive-breakup contribution corresponds to the reaction channel in which both the core and the neutron survive the collision, and the stripping to the channel in which the neutron is absorbed by the target.

⁴ These spectroscopic factors include the center-of-mass correction $[A/(A-1)]^N$ with N the major oscillator quantum number [49, 53].

	SF _{tran}	Ref. [31]	SF _{ko}	Ref.
³² Ar			1.3 ^{+0.4(0.9)} _{-0.5(0.8)}	1.1 ^{+0.1} _{-0.1} [44]
³⁴ Ar	0.91 ^{+0.16(0.42)} _{-0.25(0.47)}	0.92 ^{+0.12} _{-0.12}	0.39 ^{+0.08(0.23)} _{-0.16(0.25)}	0.36 ^{+0.07} _{-0.07} [45]
³⁶ Ar	2.1 ^{+0.2(0.8)} _{-0.4(1.3)}	2.21 ^{+0.49} _{-0.49}		
⁴⁶ Ar	4.7 ^{+0.5(2.4)} _{-1.2(2.5)}	4.93 ^{+0.69} _{-0.69}	4.9 ^{+1.3(2.8)} _{-1.5(2.8)}	4.9 ^{+0.7} _{-0.7} [46]

TABLE III. SFs extracted from transfer [40] and knockout data [44–46] compared with previous analyses (3rd and 5th columns). The numbers are organized as $X_{-Z}^{+Y(Y')}$ where X denotes the average value, Y and Z (Y' and Z') correspond respectively to the 1σ (2σ) uncertainties obtained from the experimental errors and by propagating the uncertainties due to the nucleon-nucleus interactions.

tions. As noted in earlier analyses [8–10], the shell-model SFs are significantly larger than the SFs extracted from the knockout of deeply-bound nuclei, e.g. ^{32,34}Ar, but are in agreement with those extracted from transfer. The fact that for some reactions, we have $\text{SF}_{tran} > \text{SF}_{SM}$ and $\text{SF}_{ko} > \text{SF}_{SM}$, highlights again that SFs are model construct. In theoretical structure calculations, SFs are normalized to ensure the nucleon number conservation. However, when extracted from experimental data, SFs do not ensure the nucleon number conservation as the theoretical model used to analyze the data inconsistently treats structure and reaction properties.

Fig. 3 contains the asymmetry dependence of \mathcal{R} using transfer (blue bars) and knockout (red bars) data. The thick bars represented 1σ and the thin bars represent 2σ , both obtained from the credible intervals on the SFs reported in Table III. We must point out that the results for \mathcal{R} obtained for the three discrete values of ΔS are not necessarily consistent with a linear dependence, either for transfer or for knockout. Nevertheless, for the sake of comparison with previous studies, we fit \mathcal{R} to $\mathcal{R}(\Delta S) = a\Delta S + b$, for each reaction case, transfer or knockout, taking into account the 1σ uncertainty (blue and salmon shaded bands). The slope obtained for transfer ($a = -0.0036 \pm 0.0090$) is consistent with the slope obtained for knockout ($a = -0.0175 \pm 0.0091$), within uncertainties, even though there are significant differences in the values of the intercept ($\mathcal{R}(0) = 0.79 \pm 0.09$ for transfer and $\mathcal{R}(0) = 0.55 \pm 0.14$ for knockout). Our extracted slope for knockout is consistent with that extracted previously ($a = -0.016$ [10]) however now we include the 1σ uncertainty coming from both the optical potentials in the theoretical analysis and the experimental errors.

Discussion: An optical model dependence on the overall normalization of the extracted SFs might be expected, but we have verified that the slope obtained is not dependent on the choice of the optical potential. When repeating the knockout analysis using KDUQ, the same parameterization used in the transfer analysis, we ob-

tained a slope of -0.0135 ± 0.0124 (shown in the Supplemental Material, which includes Ref. [54]). In addition to transfer and knockout, (p, pn) and $(p, 2p)$ reactions have also been studied in this context [12]. Although to make a meaningful comparison, similar uncertainty analysis for those reaction channels needs to be done, our results do not seem inconsistent with Ref. [12].

As pointed out in Ref. [12], the asymmetry dependence extracted can change slightly when using shell-model predictions with different residual interactions and/or model spaces, or even when using different model assumptions for the geometry of the single-particle wave function. Yet, there will be no significant change on the relative uncertainties due to the optical potentials. To remove any possible dependence on the shell model and to facilitate a future comparison with results obtained from $(e, e'p)$ measurements, we also provide the asymmetry plot when \mathcal{R} is extracted using the IPM occupation numbers in Supplemental Material (the ratio \mathcal{R} deduced from the $(e, e'p)$ data [11] relies on the IPM). The results for \mathcal{R} using IPM do not seem inconsistent with those of Ref. [11], however a study of the uncertainty in that reaction probe remains to be completed.

One must keep in mind that the uncertainties here presented are only a lower bound. First, we did not include the parametric uncertainties associated with the description of the single-particle state [38] even though we did use the exact same model in both analyses. For this reason, we expect these uncertainties to have no impact on our conclusions. Moreover, we did not quantify the uncertainties associated with the core-target potentials, used to compute knockout cross sections. More intricate is the quantification of model uncertainties. The reaction models used to interpret the measurements have approximations and therefore a complete analysis should include the errors associated with them. Although the inclusion of model uncertainties is beyond the scope of this work, there are plans to tackle this problem in the near future and it is important to identify the theory approximation in the models that are likely to be more relevant. Next, we briefly discuss this aspect.

In transfer reactions, ADWA has been benchmarked against Faddeev calculations, solving the three-body problem exactly [31]: at $E_p = 33$ MeV the differences are only significant for the ³⁶Ar case but a more rigorous quantification is desirable. In knockout, the measured momentum distributions exhibit an asymmetry for ⁴⁶Ar that the model does not predict. The interpretation of the knockout data relies on the eikonal model, which contains two approximations: the adiabatic approximation and a core-spectator approximation. The adiabatic approximation violates energy conservation and is the cause for the symmetric parallel-momentum distributions (as seen in Fig. 2(c)). Improved models which do conserve energy are able to describe the distributions (e.g., Ref. [24]). It has been shown that the integrated

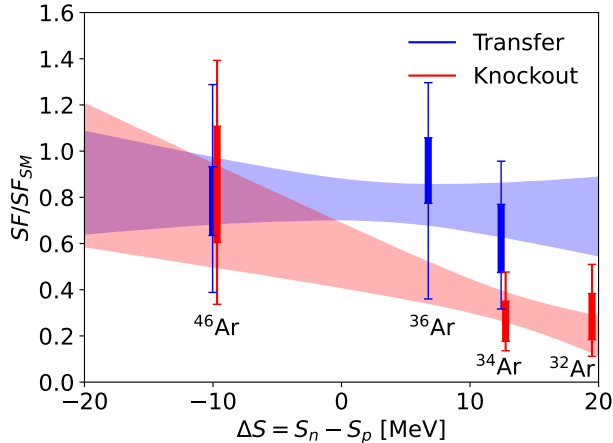


FIG. 3. Ratio of the SF extracted from data and the shell-model SF (including the center-of-mass correction) as a function of the asymmetry of the nucleus $\Delta S = S_n - S_p$. The blue error bars correspond to the SFs extracted from transfer data [40] and the red ones to the SFs extracted from knockout data [44–46]. Each error bars show the 1σ and 2σ uncertainties. The shaded area correspond to the 1σ uncertainties of a linear fit of the transfer (blue) and knockout (red) error bars.

cross sections produced in such models agree with those from the eikonal model, proving that this aspect does not have a strong impact on the extracted SFs [26]. The second approximation, the core-spectator approximation, assumes that the core degrees of freedom are “frozen” during the collision process. However, dissipative mechanisms associated with the removal of the nucleon tend to decrease the predicted cross sections [25], an effect that is more important the more bound the system is. We expect that the extracted SFs obtained from knockout data when including these dissipative effects would be larger for nuclei with large ΔS , which could explain part of the apparent discrepancies between transfer and knockout predictions in Fig. 3. Unfortunately, accounting for these dissipative effects is not trivial and requires updated reaction frameworks. Initial studies in the reaction theory community are moving in this direction [55, 56] but more work is needed, including the coupling of the new frameworks with a Bayesian analysis.

Conclusions: In summary, we reanalyze a set of transfer and knockout data using a Bayesian framework to quantify the theoretical uncertainties due to the optical potentials, known to be one of the leading sources of uncertainties in reaction models. In the past, optical potentials uncertainties were estimated naïvely by comparing the results with two arbitrary parameterizations [31]. This work demonstrates that those original estimates produce uncertainties that are significantly underestimated. Most importantly, our results show that, when the optical po-

tential uncertainties are included in a robust statistical approach, transfer and knockout reactions lead to a consistent picture for the removal of a loosely-bound nucleon and both probes are consistent with a small asymmetry dependence of SFs. This work also shows that there is still some tension between the strengths extracted from transfer and knockout data on deeply-bound nuclei as they only agree within 2σ . These tensions come likely from model uncertainties that have not been quantified in this analysis, and will be the focus of future works. Even though theoretical uncertainties need to be quantified in the analysis of $(p, 2p)$, (p, pn) and $(e, e'p)$ data to make a meaningful comparison between these probes and the present work, the slopes that we extract here do not seem inconsistent with previous analyses of those data [11, 12].

Finally, it is also clear that to infer accurate and precise information from reaction data, optical potentials need to be better constrained. Of particular relevance are their imaginary strengths simulating the loss of flux from the elastic channel due to open reaction channels and their isospin dependence which drives the extrapolation of these interactions to unstable nuclei. To improve these phenomenological interactions, one can enforce the dispersion conditions, relating the real and imaginary parts of the interaction in the appropriate manner [57], and consider other type of reaction data, e.g., charge-exchange, to constrain their isospin dependence. These dispersive potentials provide a consistent framework to describe the structure and reaction properties. The extension of the Bayesian framework in this direction is being pursued.

Acknowledgments. C. H. would like to thank L. Moschini for sharing her code computing the nuclear eikonal phase within the optical limit approximation and A. Gade for sharing the knockout data on ^{34}Ar . Valuable discussions with T. R. Whitehead are acknowledged. C. H. would like to thank K. Kravvaris, G. Potel and C. D. Pruitt for interesting discussions. C. H. acknowledges the support of the U.S. Department of Energy, Office of Science, Office of Nuclear Physics, under the FRIB Theory Alliance award no. DE-SC0013617 and under Work Proposal no. SCW0498. A. E. L. acknowledges the support of the Laboratory Directed Research and Development program of Los Alamos National Laboratory. This work was performed under the auspices of the U.S. Department of Energy by Lawrence Livermore National Laboratory under Contract No. DE-AC52-07NA27344 and by Los Alamos National Laboratory under Contract 89233218CNA000001. F. M. N. acknowledges the support of the U.S. Department of Energy grant DE-SC0021422. This work relied on iCER and the High Performance Computing Center at Michigan State University for computational resources.

* hebborn@frib.msu.edu

- [1] I. Tanihata, H. Savajols, and R. Kanungo, *Prog. Part. Nucl. Phys.* **68**, 215 (2013), ISSN 0146-6410.
- [2] T. Otsuka, A. Gade, O. Sorlin, T. Suzuki, and Y. Utsuno, *Rev. Mod. Phys.* **92**, 015002 (2020).
- [3] F. M. Nunes, *Phys. Today* **74**, 34 (2021).
- [4] T. Aumann, C. Barbieri, D. Bazin, C. A. Bertulani, A. Bonaccorso, W. H. Dickhoff, A. Gade, M. Gómez-Ramos, B. P. Kay, A. Moro, et al., *Prog. Part. Nucl. Phys.* **118**, 103847 (2021).
- [5] O. Hen, B.-A. Li, W.-J. Guo, L. B. Weinstein, and E. Piasezky, *Phys. Rev. C* **91**, 025803 (2015).
- [6] L. B. Weinstein, E. Piasezky, D. W. Higinbotham, J. Gomez, O. Hen, and R. Shneur, *Phys. Rev. Lett.* **106**, 052301 (2011).
- [7] H. Gallagher, G. Garvey, and G. Zeller, *Annu. Rev. Nucl. Part. Sc.* **61**, 355 (2011).
- [8] A. Gade, P. Adrich, D. Bazin, M. D. Bowen, B. A. Brown, C. M. Campbell, J. M. Cook, T. Glasmacher, P. G. Hansen, K. Hosier, et al., *Phys. Rev. C* **77**, 044306 (2008).
- [9] J. A. Tostevin and A. Gade, *Phys. Rev. C* **90**, 057602 (2014).
- [10] J. A. Tostevin and A. Gade, *Phys. Rev. C* **103**, 054610 (2021).
- [11] G. J. Kramer, H. P. Blok, and L. Lapikás, *Nucl. Phys. A* **679**, 86 (2001).
- [12] M. Gómez-Ramos and A. Moro, *Phys. Lett. B* **785**, 511 (2018).
- [13] M. B. Tsang, J. Lee, S. C. Su, J. Y. Dai, M. Horoi, H. Liu, W. G. Lynch, and S. Warren, *Phys. Rev. Lett.* **102**, 062501 (2009).
- [14] J. Lee, J. A. Tostevin, B. A. Brown, F. Delaunay, W. G. Lynch, M. J. Saelim, and M. B. Tsang, *Phys. Rev. C* **73**, 044608 (2006).
- [15] B. P. Kay, J. P. Schiffer, and S. J. Freeman, *Phys. Rev. Lett.* **111**, 042502 (2013).
- [16] T. Duguet, H. Hergert, J. D. Holt, and V. Somà, *Phys. Rev. C* **92**, 034313 (2015).
- [17] A. J. Tropiano, S. K. Bogner, and R. J. Furnstahl, *Phys. Rev. C* **104**, 034311 (2021).
- [18] O. Jensen, G. Hagen, M. Hjorth-Jensen, B. A. Brown, and A. Gade, *Phys. Rev. Lett.* **107**, 032501 (2011).
- [19] C. Barbieri, *Phys. Rev. Lett.* **103**, 202502 (2009).
- [20] A. Cipollone, C. Barbieri, and P. Navrátil, *Phys. Rev. C* **92**, 014306 (2015).
- [21] J. Wylie, J. Okołowicz, W. Nazarewicz, M. Płoszajczak, S. M. Wang, X. Mao, and N. Michel, *Phys. Rev. C* **104**, 061301 (2021).
- [22] M. C. Atkinson and W. H. Dickhoff, *Phys. Lett. B* **798**, 135027 (2019).
- [23] S. Paschalis, M. Petri, A. Macchiavelli, O. Hen, and E. Piasezky, *Phys. Lett. B* **800**, 135110 (2020).
- [24] F. Flavigny, A. Obertelli, A. Bonaccorso, G. F. Grinyer, C. Louchart, L. Nalpas, and A. Signoracci, *Phys. Rev. Lett.* **108**, 252501 (2012).
- [25] C. Louchart, A. Obertelli, A. Boudard, and F. Flavigny, *Phys. Rev. C* **83**, 011601(R) (2011).
- [26] M. Gómez-Ramos, J. Gómez-Camacho, J. Lei, and A. M. Moro, *Eur. Phys. J. A* **57**, 57 (2021).
- [27] J. Lei and A. Bonaccorso, *Phys. Lett. B* **813**, 136032 (2021).
- [28] C. A. Bertulani and K. W. McVoy, *Phys. Rev. C* **46**, 2638 (1992).
- [29] C. Hebborn and P. Capel, *Phys. Rev. C* **100**, 054607 (2019).
- [30] P. Capel, D. Baye, and Y. Suzuki, *Phys. Rev. C* **78**, 054602 (2008).
- [31] F. M. Nunes, A. Deltuva, and J. Hong, *Phys. Rev. C* **83**, 034610 (2011).
- [32] Y. Chazono, K. Yoshida, and K. Ogata, *Phys. Rev. C* **95**, 064608 (2017).
- [33] F. M. Nunes and A. Deltuva, *Phys. Rev. C* **84**, 034607 (2011).
- [34] N. J. Upadhyay, A. Deltuva, and F. M. Nunes, *Phys. Rev. C* **85**, 054621 (2012).
- [35] C. Hebborn, F. M. Nunes, G. Potel, W. H. Dickhoff, J. W. Holt, M. C. Atkinson, R. B. Baker, C. Barbieri, G. B. M. Burrows, R. Capote, et al., *J. Phys. G: Nucl. Part. Phys.* **50**, 060501 (2023).
- [36] A. E. Lovell, F. M. Nunes, M. Catacora-Rios, and G. B. King, *J. Phys. G: Nucl. Part. Phys.* **48**, 014001 (2020).
- [37] A. E. Lovell and F. M. Nunes, *Phys. Rev. C* **97**, 064612 (2018).
- [38] M. Catacora-Rios, A. E. Lovell, and F. M. Nunes, *Phys. Rev. C*, in press (2023).
- [39] C. Hebborn, T. R. Whitehead, A. E. Lovell, and F. M. Nunes, *Phys. Rev. C* **108**, 014601 (2023).
- [40] J. Lee, M. B. Tsang, D. Bazin, D. Coupland, V. Henzl, D. Henzlova, M. Kilburn, W. G. Lynch, A. M. Rogers, A. Sanetullaev, et al., *Phys. Rev. Lett.* **104**, 112701 (2010).
- [41] R. C. Johnson and P. C. Tandy, *Nucl. Phys. A* **235**, 56 (1974).
- [42] C. D. Pruitt, J. E. Escher, and R. Rahman, *Phys. Rev. C* **107**, 014602 (2023).
- [43] L. J. Titus, A. Ross, and F. M. Nunes, *Comput. Phys. Commun.* **207**, 499 (2016).
- [44] A. Gade, D. Bazin, B. A. Brown, C. M. Campbell, J. A. Church, D. C. Dinca, J. Enders, T. Glasmacher, P. G. Hansen, Z. Hu, et al., *Phys. Rev. Lett.* **93**, 042501 (2004).
- [45] A. Gade, D. Bazin, B. A. Brown, C. M. Campbell, J. A. Church, D. C. Dinca, J. Enders, T. Glasmacher, P. G. Hansen, Z. Hu, et al., *Phys. Rev. C* **69**, 034311 (2004).
- [46] A. Gade, D. Bazin, C. A. Bertulani, B. A. Brown, C. M. Campbell, J. A. Church, D. C. Dinca, J. Enders, T. Glasmacher, P. G. Hansen, et al., *Phys. Rev. C* **71**, 051301(R) (2005).
- [47] R. J. Glauber, in *Lecture in Theoretical Physics*, edited by W. E. Brittin and L. G. Dunham (Interscience, New York, 1959), vol. 1, p. 315.
- [48] M. S. Hussein and K. W. McVoy, *Nucl. Phys. A* **445**, 124 (1985).
- [49] P. G. Hansen and J. A. Tostevin, *Ann. Rev. Nucl. Part. Sc.* **53**, 219 (2003).
- [50] S. P. Weppner, *J. Phys. G: Nucl. Part. Phys.* **45** (2018).
- [51] B. Abu-Ibrahim, W. Horiuchi, A. Kohama, and Y. Suzuki, *Phys. Rev. C* **77**, 034607 (2008).
- [52] L. C. Chamon, B. V. Carlson, L. R. Gasques, D. Pereira, C. De Conti, M. A. G. Alvarez, M. S. Hussein, M. A. Cândido Ribeiro, E. S. Rossi, and C. P. Silva, *Phys. Rev. C* **66**, 014610 (2002).
- [53] A. E. L. Dieperink and T. d. Forest, *Phys. Rev. C* **10**, 543 (1974).
- [54] A. J. Koning and J. P. Delaroche, *Nucl. Phys. A* **713**,

- 231 (2003).
- [55] M. Gómez-Ramos, J. Gómez-Camacho, and A. M. Moro, Phys. Lett. B **832**, 137252 (2022).
- [56] C. Hebborn and G. Potel, Phys. Rev. C **107**, 014607 (2023).
- [57] W. Dickhoff and R. Charity, Prog. Part. Nucl. Phys. **105**, 252 (2019).