



This is the accepted manuscript made available via CHORUS. The article has been published as:




Canonical Hubble-Tension-Resolving Early Dark Energy
Cosmologies Are Inconsistent with the Lyman- α Forest

Samuel Goldstein, J. Colin Hill, Vid Iršič, and Blake D. Sherwin

Phys. Rev. Lett. **131**, 201001 — Published 17 November 2023

DOI: [10.1103/PhysRevLett.131.201001](https://doi.org/10.1103/PhysRevLett.131.201001)

Canonical Hubble-Tension-Resolving Early Dark Energy Cosmologies are Inconsistent with the Lyman- α Forest

Samuel Goldstein ^{1,*} J. Colin Hill ¹ Vid Iršič ^{2,3} and Blake D. Sherwin^{4,2}

¹*Department of Physics, Columbia University, New York, NY 10027, USA*

²*Kavli Institute for Cosmology, Madingley Road, Cambridge CB3 0HA, UK*

³*Cavendish Laboratory, Cambridge, 19 J. J. Thomson Ave, Cambridge CB3 0HE, UK*

⁴*DAMTP, Centre for Mathematical Sciences, Wilberforce Road, Cambridge CB3 0WA, UK*

(Dated: October 2, 2023)

Current cosmological data exhibit discordance between indirect and some direct inferences of the present-day expansion rate, H_0 . Early dark energy (EDE), which briefly increases the cosmic expansion rate prior to recombination, is a leading scenario for resolving this “Hubble tension” while preserving a good fit to cosmic microwave background (CMB) data. However, this comes at the cost of changes in parameters that affect structure formation in the late-time universe, including the spectral index of scalar perturbations, n_s . Here, we present the first constraints on axion-like EDE using data from the Lyman- α forest, i.e., absorption lines imprinted in background quasar spectra by neutral hydrogen gas along the line of sight. We consider two independent measurements of the one-dimensional Ly α forest flux power spectrum, from the Sloan Digital Sky Survey (SDSS eBOSS) and from the MIKE/HIRES and X-Shooter spectrographs. We combine these with a baseline dataset comprised of *Planck* CMB data and baryon acoustic oscillation (BAO) measurements. Combining the eBOSS Ly α data with the CMB and BAO dataset reduces the 95% confidence level (CL) upper bound on the maximum fractional contribution of EDE to the cosmic energy budget, f_{EDE} , from 0.07 to 0.03 and constrains $H_0 = 67.9^{+0.4}_{-0.4}$ km/s/Mpc (68% CL), with maximum *a posteriori* value $H_0 = 67.9$ km/s/Mpc. Similar results are obtained for the MIKE/HIRES and X-Shooter Ly α data. Our Ly α -based EDE constraints yield H_0 values that are in $> 4\sigma$ tension with the SH0ES distance-ladder measurement and are driven by the preference of the Ly α forest data for n_s values lower than those required by EDE cosmologies that fit *Planck* CMB data. Taken at face value, the Ly α forest severely constrains canonical EDE models that could resolve the Hubble tension.

Introduction— The recent direct measurement of the current cosmic expansion rate from the SH0ES collaboration, $H_0^{\text{SH0ES}} = 73.04 \pm 1.04$ km/s/Mpc [1], is in significant tension with the indirect inference from *Planck* measurements of the cosmic microwave background (CMB), $H_0^{\text{Planck}} = 67.36 \pm 0.54$ km/s/Mpc [2], as well as inferences from other CMB experiments [3, 4] and probes of large-scale structure (e.g., [5–10]). Although some local distance ladder probes do not exhibit this discordance [11–13], and thus the origin of this “Hubble tension” could be systematic, many new physics models have been proposed as solutions (see [14] for a review). One of the most popular candidates is early dark energy (EDE), in which a scalar field increases the cosmic expansion rate just prior to recombination, before rapidly decaying away so as to not further impact the late universe. EDE decreases the sound horizon at last scattering and thereby increases the value of H_0 inferred from CMB analyses [15–20].

Although EDE may resolve the Hubble tension, it does so at the expense of introducing or worsening other tensions when confronted with additional cosmological datasets [21–24] (see [25–28] for a different viewpoint). As discussed in [21, 29], EDE models produce an enhanced early Integrated Sachs-Wolfe (eISW) effect in the CMB, which must be compensated by larger values of the physi-

cal cold dark matter density $\Omega_c h^2$ and the scalar spectral index n_s (as compared to their values in Λ CDM) in order to fit the CMB data. Conversely, recent analyses of the Lyman- α forest — absorption features in the spectra of distant quasars due to neutral hydrogen along the line of sight — prefer values of n_s and $\Omega_m h$ that are lower than those of CMB datasets [30–32]. In this *Letter* we demonstrate that, taken at face value, recent Ly α datasets significantly constrain EDE models.

Model— We consider EDE composed of a scalar field with an axion-like potential [16, 33], $V(\phi) = m^2 f^2 (1 - \cos(\phi/f))^n$ where f is the axion decay constant, m is a mass scale, and n is a power-law index. Instead of parametrizing the model in terms of the physical parameters (m , f) and the initial field value ϕ_i , we use an effective parametrization defined by the maximum fractional contribution of the EDE field to the cosmic energy budget, f_{EDE} , the critical redshift z_c at which the EDE field reaches this contribution, and the initial field displacement $\theta_i \equiv \phi_i/f$ [16, 17]. To be consistent with late-time observables, the EDE field must decay sufficiently rapidly after z_c , which requires $n \geq 2$ (thus excluding the standard axion with $n = 1$). In this work, we fix $n = 3$, which has been shown to fit current data [16, 33]. We compute theoretical predictions using CLASS_EDE [21],¹ a modifica-

* sfg2215@columbia.edu

¹ https://github.com/mwt5345/class_ede

Ly α Dataset	Δ_L^2	\bar{n}_L	$\sigma_{\Delta_L^2}$	σ_{n_L}	ρ
eBOSS	0.310	-2.340	0.020	0.006	0.512
XQ-100/MIKE-HIRES	0.343	-2.388	0.033	0.021	0.694

TABLE I. Parameter values for the 2D Gaussian compressed likelihoods from the Ly α datasets used in this work.

tion of the Einstein-Boltzmann code CLASS [34, 35] that incorporates EDE dynamics at the background and linear perturbation level.

Datasets— Our baseline dataset consists of *Planck* 2018 measurements of the CMB temperature and polarization power spectra at small (TTTEEE) and large angular scales (lowl+lowE) [2, 36] and the CMB lensing potential power spectrum [37], and Baryon Acoustic Oscillation (BAO) measurements from BOSS DR12 [38], the SDSS Main Galaxy Sample [39], and 6dFGS [40].

Traditional analyses of Ly α forest flux power spectra interpolate between hydrodynamical simulations to make theory predictions. Given the computational complexity of such simulations, we instead model Ly α forest measurements using a compressed likelihood characterized by the amplitude $\Delta_L^2 \equiv k_p^3 P_{\text{lin}}(k_p, z_p)/(2\pi^2)$ and slope $n_L \equiv (d \ln P_{\text{lin}}(k, z)/d \ln k)|_{(k_p, z_p)}$ of the linear power spectrum P_{lin} , both evaluated at a pivot redshift $z_p = 3$ and wavenumber $k_p = 0.009$ s/km [41]. This likelihood is marginalized over astrophysical uncertainties due to baryons. As shown in [42], Δ_L^2 and n_L contain essentially all of the cosmological information in the Ly α forest flux power spectrum over the range of scales probed by the datasets considered here.

Our fiducial dataset is derived from the analysis of the 1D Ly α flux power spectrum of SDSS DR14 BOSS and eBOSS quasars [30], which we refer to as eBOSS Ly α . We fit a 2D Gaussian to samples from the $\Delta_L^2 - n_L$ contour shown in Fig. 20 of [30]. In the Supplemental Material [43] we show that the 2D Gaussian accurately models the contour. The log-likelihood, up to a constant, is

$$\log \mathcal{L} = -\frac{1}{2(1-\rho^2)} \left\{ \Delta x^2 - 2\rho \Delta x \Delta y + \Delta y^2 \right\}, \quad (1)$$

where $\Delta x \equiv (\Delta_L^2 - \bar{\Delta}_L^2)/\sigma_{\Delta_L^2}$ and $\Delta y \equiv (n_L - \bar{n}_L)/\sigma_{n_L}$. Here $(\bar{\Delta}_L^2, \bar{n}_L)$ and $(\sigma_{\Delta_L^2}, \sigma_{n_L})$ are the mean and errors of the 2D Gaussian, respectively, and ρ is the correlation coefficient between $\sigma_{\Delta_L^2}$ and σ_{n_L} . Our best-fit parameters describing the eBOSS Ly α dataset are shown in Table I.

The eBOSS Ly α constraints assume a Λ CDM cosmology with a prior of $H_0 = 67.3 \pm 1.0$ km/s/Mpc and three species of massless neutrinos. The H_0 prior and assumptions regarding the neutrino mass have negligible impact on our results because constraints in the $\Delta_L^2 - n_L$ plane are insensitive to the precise value of H_0 and $\sum m_\nu$ [42, 44] (see Appendix A of [42] and the Supplemental Material [43] of this work for more details). In the

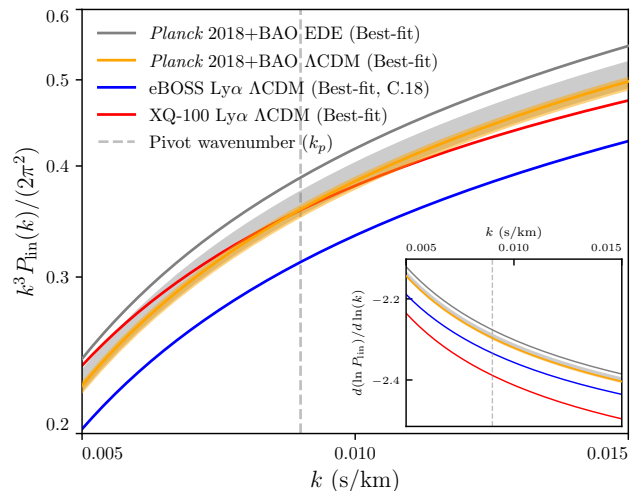


FIG. 1. Comparison of the best-fit linear matter power spectrum at $z_p = 3$ from the EDE (grey) and Λ CDM (orange) fits to the baseline CMB + BAO dataset with the best-fit Λ CDM cosmologies for the eBOSS (blue) [30] and XQ-100 (red) Ly α forest datasets. Shaded bands indicate the 68% CL from our baseline analyses; note that the best-fit EDE model lies outside the 68% CL due to prior-volume effects. The sub-panel shows the slope $(d \ln P_{\text{lin}}(k, z)/d \ln k)|_{(k_p, z_p)}$ and the vertical line shows the Ly α pivot wavenumber ($k_p = 0.009$ s/km). EDE cosmologies that can resolve the Hubble tension and fit the baseline dataset require an enhanced amplitude and slope near the pivot scale relative to Λ CDM cosmologies. These requirements, particularly the steeper derivative, are in tension with the Ly α measurements. This figure is for illustrative purposes and thus does not include errors for the Ly α data.

Supplemental Material [43] we show that, for the range of scales probed by the Ly α datasets used here, the linear power spectrum for EDE cosmologies that are consistent with the baseline dataset can be mimicked at high precision by a Λ CDM cosmology; thus the Λ CDM assumption in the Ly α likelihood has little impact on our results.

We also consider measurements from the 1D Ly α forest flux power spectrum of the XQ-100 [45] and MIKE/HIRES quasar samples [46]. We fit a 2D Gaussian to the $\Delta_L^2 - n_L$ contour at $z_p = 3$ and $k_p = 0.009$ s/km derived from the analysis in Appendix A of [32].² The details of this likelihood are described in the Supplemental Material [43]. We refer to this dataset as XQ-100 Ly α . Table I includes the parameters for this likelihood.

Methodology— We sample from the EDE parameter posterior distributions using the Markov chain Monte Carlo (MCMC) code Cobaya [47].³ We compute the effective Ly α parameters n_L and Δ_L^2 from the linear matter

² The XQ100 and MIKE/HIRES samples have a pivot at higher redshifts, but the results can be converted to $z_p = 3$ since the rescaling is done in the matter-dominated era.

³ <https://github.com/CobayaSampler/cobaya>

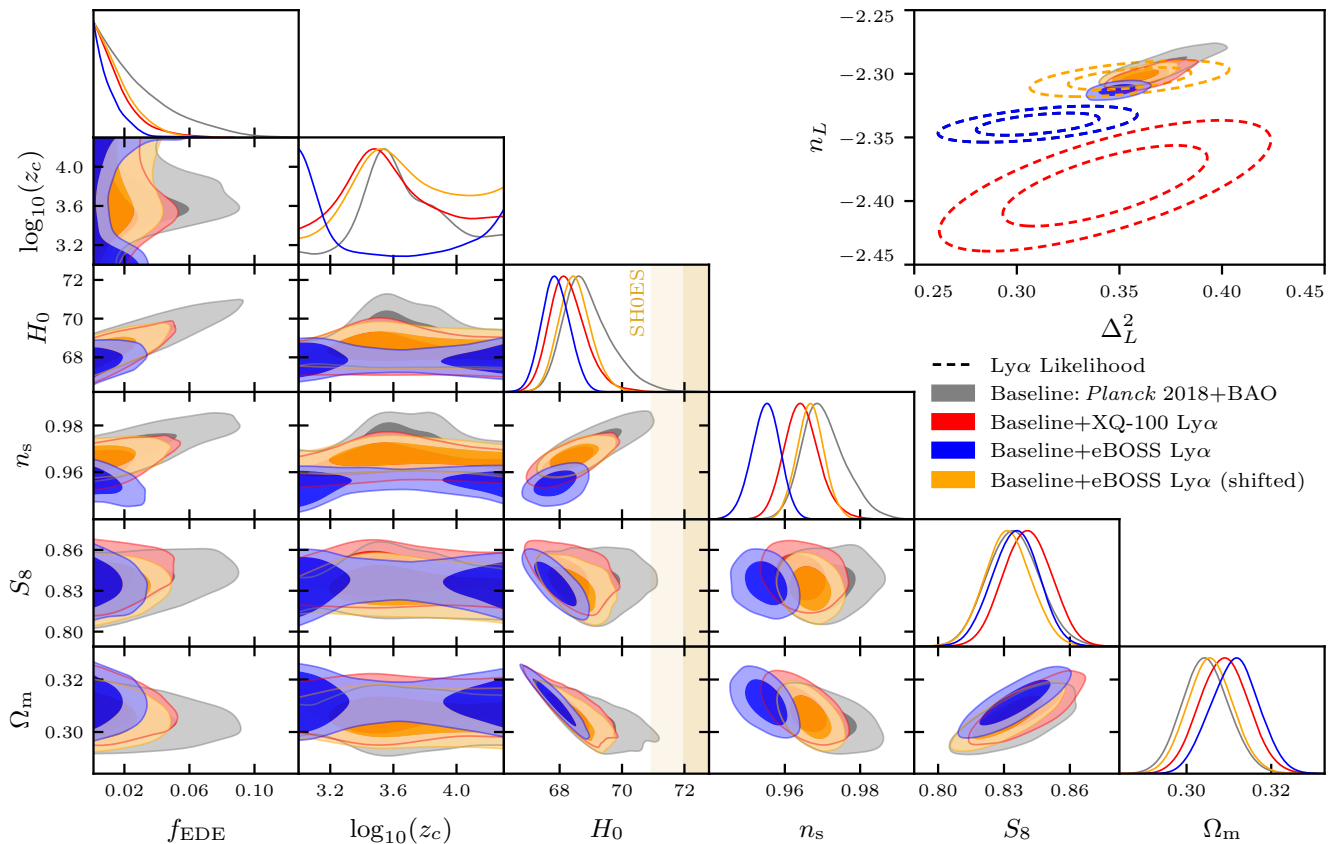


FIG. 2. Marginalized posteriors for a subset of EDE and Λ CDM parameters with and without Ly α data. The baseline dataset (grey) consists of *Planck* 2018 high- ℓ (TT+TE+EE) and low- ℓ (TT+EE) measurements, as well as BOSS DR12, SDSS MGS, and 6dFGS BAO data. Including eBOSS Ly α data (blue) or XQ-100 Ly α data (red) significantly reduces the upper bound on f_{EDE} . H_0 values that are able to resolve the Hubble tension are strongly excluded by both analyses that include Ly α data. The top right panel shows constraints in the $\Delta_L^2 - n_L$ plane for each of these datasets, and the Ly α likelihoods alone (dashed lines). Although both Ly α likelihoods are in significant tension with the baseline analysis, our conclusions are unchanged even if we artificially shift the center of the eBOSS Ly α likelihood to the posterior mean of the baseline Λ CDM analysis (orange).

power spectrum produced by CLASS_EDE. We assess convergence using the Gelman-Rubin statistic [48] with a tolerance of $|R - 1| < 0.03$. We report confidence limits using the credible interval defined in Section IV of [22] and implemented in GetDist [49]⁴ for all parameters, except f_{EDE} , for which we quote the 95% confidence one-tailed upper bound. We determine maximum *a posteriori* (MAP) values using a simulated annealing approach [50] described in the Supplemental Material [43].

We vary the six Λ CDM cosmological parameters ($\Omega_b h^2$, $\Omega_c h^2$, A_s , n_s , τ , θ_s) assuming flat, uninformative priors identical to those in Section 2.1 of [2]. We adopt the following uniform priors for the EDE parameters: $f_{\text{EDE}} \in [0.001, 0.5]$, $\log_{10}(z_c) \in [3, 4.3]$, and $\theta_i \in [0.1, 3.1]$. The prior on $\log_{10}(z_c)$ is chosen such that we consider only EDE models with dynamics occurring at the epoch to

resolve the Hubble tension, which has been shown in previous works (e.g., [16, 21, 33, 51, 52]) to lie in this regime. The prior on θ_i is chosen to avoid numerical instabilities that arise when initial field values are near 0 or π . For a detailed discussion of priors on EDE parameters, see [21, 51, 52]. We include all of the recommended nuisance parameters and priors to account for systematic effects in the datasets we consider. In order to be consistent with the eBOSS Ly α likelihood, we assume three species of massless neutrinos.

Results— To qualitatively demonstrate the incompatibility between the Ly α measurements and EDE cosmologies that are consistent with the baseline dataset and can resolve the Hubble tension, Fig. 1 compares the best-fit linear matter power spectrum and its derivative at the pivot redshift $z_p = 3.0$ derived from our baseline Λ CDM and EDE analyses with that from analyses of the eBOSS [30] and XQ-100 [32] Ly α forest (see the Supplemental Material [43] for the parameter values). The EDE

⁴ <https://github.com/cmbant/getdist>

	f_{EDE}	$\log_{10}(z_c)$	n_s	H_0 [km/s/Mpc]	$\Omega_c h^2$
Baseline	< 0.073 (0.072)	$3.67^{+0.24}_{-0.30}$ (3.56)	$0.9705^{+0.0046}_{-0.0066}$ (0.9791)	$68.92^{+0.55}_{-0.91}$ (70.33)	$0.1221^{+0.0013}_{-0.0031}$ (0.1267)
+SH0ES	$0.096^{+0.032}_{-0.026}$ (0.114)	$3.64^{+0.21}_{-0.16}$ (3.57)	$0.9851^{+0.0065}_{-0.0063}$ (0.9878)	$71.40^{+0.91}_{-0.91}$ (72.01)	$0.1287^{+0.0035}_{-0.0035}$ (0.1311)
+eBOSS Ly α	< 0.028 (0.021)	$3.52^{+0.78}_{-0.52}$ (3.03)	$0.9549^{+0.0039}_{-0.0035}$ (0.9510)	$67.88^{+0.43}_{-0.46}$ (67.81)	$0.1211^{+0.0011}_{-0.0011}$ (0.1213)
+eBOSS Ly α +SH0ES	< 0.039 (0.026)	$3.48^{+0.82}_{-0.48}$ (3.06)	$0.9574^{+0.0044}_{-0.0037}$ (0.9532)	$68.69^{+0.42}_{-0.41}$ (68.66)	$0.1202^{+0.0010}_{-0.0014}$ (0.1203)
+XQ-100 Ly α	< 0.041 (0.022)	$3.61^{+0.28}_{-0.42}$ (3.53)	$0.9646^{+0.0041}_{-0.0050}$ (0.9666)	$68.28^{+0.47}_{-0.66}$ (68.46)	$0.1216^{+0.0011}_{-0.0018}$ (0.1223)
+XQ-100 Ly α +SH0ES	$0.060^{+0.025}_{-0.028}$ (0.092)	$3.55^{+0.06}_{-0.15}$ (3.54)	$0.9750^{+0.0054}_{-0.0060}$ (0.9788)	$70.25^{+0.84}_{-0.84}$ (71.01)	$0.1256^{+0.0032}_{-0.0034}$ (0.1289)

TABLE II. Marginalized constraints on cosmological parameters for EDE from the datasets labeled in the first column. For each dataset, we report the posterior mean and the 68% CL upper and lower limits for all parameters that are detected at $> 2\sigma$, otherwise we report the 95% CL upper limits. MAP values are shown in parentheses. The marginalized constraints for the artificially “shifted” eBOSS Ly α analysis are included in the Supplemental Material [43].

fit to the baseline dataset prefers enhanced power relative to the Λ CDM fit at wavenumbers near the pivot scale $k_p = 0.009$ s/km.⁵ The best-fit eBOSS Ly α cosmology predicts less power than the baseline Λ CDM results. Both Ly α datasets prefer a milder slope of the linear matter power spectrum near the pivot wavenumber, as shown in the sub-panel. To compensate for the enhanced eISW effect in the CMB, EDE cosmologies that can preserve the fit to CMB + BAO data and resolve the Hubble tension require an increased amplitude and slope of $P_{\text{lin}}(k)$ than that in Λ CDM cosmologies [21, 29]. These requirements move precisely against the direction preferred by Ly α data.

Fig. 2 shows the main results of this *Letter*. The top right panel presents constraints on the effective Ly α parameters n_L and Δ_L^2 for our main analyses, alongside the Ly α likelihoods for the eBOSS and XQ-100 Ly α datasets. The baseline dataset is in significant tension with both Ly α analyses. This tension already exists for Λ CDM cosmologies, where it is predominantly sourced by the low values of n_s and $\Omega_c h^2$ for the eBOSS Ly α analysis [30] and the low (high) value of n_s (σ_8) for the XQ-100 analysis [32]. We discuss this tension in the Supplemental Material [43] and emphasize that the direction of the tension is exactly opposite to the parameter shifts necessary for EDE cosmologies that can increase H_0 . To demonstrate that our conclusions are not a consequence of this tension, we include an analysis with a “shifted” eBOSS Ly α likelihood centered at the posterior mean of the baseline Λ CDM analysis ($\bar{\Delta}_{L^2}, \bar{n}_L$) = (0.355, -2.304).

The remainder of Fig. 2 shows the marginalized posteriors for a subset of the EDE and Λ CDM parameters. The positive correlation between f_{EDE} and n_s arising from the compensation of the enhanced eISW effect produced in EDE cosmologies is visible in the baseline results. The 95% CL upper bound on f_{EDE} reduces from 0.07 to 0.03 (0.04) after including eBOSS (XQ-100) Ly α data, strongly excluding models with $f_{\text{EDE}} \approx 0.1$, as needed to resolve

the Hubble tension [16]. Including eBOSS data leads to a bimodal z_c posterior. The samples with large values of $\log_{10}(z_c)$ represent scenarios where the EDE field decays too early to have a significant impact on CMB observables. The samples with low values of $\log_{10}(z_c)$ are associated with changes in the damping physics in EDE cosmologies where f_{EDE} peaks just prior to recombination, as discussed in the Supplemental Material [43].

Including the shifted eBOSS Ly α likelihood reduces the 95% CL upper bound on f_{EDE} to 0.04 and provides tighter constraints than XQ-100 on many parameters. These tight constraints are driven by (i) the increased precision of the eBOSS likelihood relative to the XQ-100 likelihood and (ii) the misalignment between the $\Delta_L^2 - n_L$ degeneracy axis of the eBOSS likelihood and that of the baseline analysis. This test illustrates that even if the eBOSS likelihood were not in tension with the baseline dataset, it would still significantly constrain EDE.

Table II presents marginalized constraints on the cosmological parameters. We also include results with a SH0ES-derived H_0 prior, $H_0 = 73.04 \pm 1.04$ km/s/Mpc [1]. Even with this prior, the H_0 posterior for the baseline + eBOSS analysis falls well below the SH0ES measurement. Given the role of prior-volume effects when using MCMC techniques to sample the EDE parameter space [25, 28, 53], we compare the posterior mean with the MAP [54]. Similar to previous works, we find noticeable disagreement between the posterior mean and MAP for the baseline dataset, indicating that the interpretation of our baseline constraints is sensitive to prior-volume effects. In contrast, for all analyses that include Ly α data, we find excellent agreement between the posterior mean and MAP for all parameters,⁶ suggesting that our Ly α constraints are significantly less sensitive to prior-volume effects than the baseline results. We verify this explicitly in the Supplemental Material [43] using a profile likelihood.

Conclusions— In this *Letter* we used two independent measurements of the Ly α forest flux power spectrum to place the first Ly α -based constraints on axion-like

⁵ Converting between length and velocity units depends on the cosmology via a factor $H(z_p)/(1+z_p)$. We find $k_p = 1.00$ h/Mpc for the MAP EDE cosmology of the baseline dataset.

⁶ The only exception is $\log_{10}(z_c)$ when including eBOSS Ly α , a consequence of the aforementioned bimodality.

EDE models. Combining the eBOSS (XQ-100) Ly α data with a baseline dataset comprised of CMB and BAO measurements reduces the 95% CL upper bound on the maximum fractional contribution of EDE to the cosmic energy budget, f_{EDE} , from 0.07 to 0.03 (0.04) and constrains $H_0 = 67.9_{-0.5}^{+0.4}$ ($68.3_{-0.7}^{+0.5}$) km/s/Mpc at 68% CL. Our tight constraints are driven by the tension between the low values of n_s preferred by Ly α forest data and the high values of n_s necessary for EDE cosmologies that fit the *Planck* CMB data.

Several caveats arise when applying the compressed likelihoods considered here to constrain EDE cosmologies. First, deriving Ly α constraints on the $\Delta_L^2 - n_L$ plane within the context of EDE cosmologies would require running many hydrodynamical simulations with EDE-based initial conditions (as in, *e.g.*, [55] for warm dark matter), which is beyond the scope of this work. Second, our conclusions are sensitive to systematics in the measurements of the eBOSS and XQ-100 1D Ly α forest flux power spectra, and the simulations and emulators used to model them. Seeing as the Ly α likelihoods applied in this study are already in tension with the Λ CDM constraints from CMB and BAO data, and with each other, it is crucial to determine if this tension is a result of systematics [56].⁷ If the tension is physical, the Ly α forest excludes the canonical EDE model considered in this work as a resolution to the Hubble tension.

There are several ways to extend our analysis. On the theoretical front, it would be useful to develop models that can resolve the Hubble tension without significantly increasing n_s , *e.g.*, by invoking EDE couplings to additional fields [57–60]. In terms of measurements, we made the conservative choice of using only *Planck* CMB and BAO distance measurements, but one could include additional datasets, such as a full-shape likelihood for BOSS galaxy clustering [22, 23, 27, 38]. Including probes with low values of S_8 , such as the Dark Energy Survey [61] would further reduce f_{EDE} and H_0 since EDE models exacerbate the “ S_8 tension” [16, 21, 22, 62]. In light of the preference for non-zero values of f_{EDE} in the recent Atacama Cosmology Telescope results [51, 52, 63], it would be interesting to repeat our analysis including ACT DR4 data [3, 64]. In the near future, this analysis could be repeated using Ly α forest measurements from the Dark Energy Spectroscopic Instrument [65–68] and WEAVE [69], which will provide the largest sample of quasar spectra to date.

Acknowledgements— We thank Christophe Yèche for providing us with the SDSS DR14 BOSS Ly α compressed likelihood. We are grateful to Simeon Bird, Andreu Font-Ribera, Tanvi Karwal, Pat McDonald, Chris Pedersen, and Oliver Philcox for helpful conversations. We thank

the anonymous referees for helpful suggestions that have greatly improved the manuscript. JCH and BDS thank the organizers of the conference “Intriguing inconsistencies in the growth of structure over cosmic time” at the Sixten Center for Astrophysics, where this work originated. JCH acknowledges support from NSF grant AST-2108536, NASA grant 21-ATP21-0129, DOE grant DE-SC00233966, the Sloan Foundation, and the Simons Foundation. BDS acknowledges support from the European Research Council (ERC) under the European Union’s Horizon 2020 research and innovation programme (Grant agreement No. 851274) and from the Science and Technology Facilities Council (STFC). VI acknowledges support from the Kavli Foundation. We acknowledge computing resources from Columbia University’s Shared Research Computing Facility project, which is supported by NIH Research Facility Improvement Grant 1G20RR030893-01, and associated funds from the New York State Empire State Development, Division of Science Technology and Innovation (NYSTAR) Contract C090171, both awarded April 15, 2010. We acknowledge the Texas Advanced Computing Center (TACC) at The University of Texas at Austin for providing HPC resources that have contributed to the research results reported within this paper. Preliminary computations were performed on the HPC system Freya at the Max Planck Computing and Data Facility. We acknowledge the use of computational resources at the Flatiron Institute. The Flatiron Institute is supported by the Simons Foundation.

⁷ S. Bird, *priv. comm.*

-
- [1] A. G. Riess *et al.*, *Astrophys. J. Lett.* **934**, L7 (2022), arXiv:2112.04510 [astro-ph.CO].
- [2] N. Aghanim *et al.* (Planck), *Astron. Astrophys.* **641**, A6 (2020), arXiv:1807.06209 [astro-ph.CO].
- [3] S. Aiola *et al.* (ACT), *JCAP* **12**, 047 (2020), arXiv:2007.07288 [astro-ph.CO].
- [4] D. Dutcher *et al.* (SPT-3G), *Phys. Rev. D* **104**, 022003 (2021), arXiv:2101.01684 [astro-ph.CO].
- [5] N. Schöneberg, J. Lesgourgues, and D. C. Hooper, *JCAP* **10**, 029 (2019), arXiv:1907.11594 [astro-ph.CO].
- [6] M. M. Ivanov, M. Simonović, and M. Zaldarriaga, *Phys. Rev. D* **101**, 083504 (2020), arXiv:1912.08208 [astro-ph.CO].
- [7] O. H. E. Philcox, M. M. Ivanov, M. Simonović, and M. Zaldarriaga, *JCAP* **05**, 032 (2020), arXiv:2002.04035 [astro-ph.CO].
- [8] S. Alam *et al.* (eBOSS), *Phys. Rev. D* **103**, 083533 (2021), arXiv:2007.08991 [astro-ph.CO].
- [9] O. H. E. Philcox, B. D. Sherwin, G. S. Farren, and E. J. Baxter, *Phys. Rev. D* **103**, 023538 (2021), arXiv:2008.08084 [astro-ph.CO].
- [10] N. Schöneberg, L. Verde, H. Gil-Marín, and S. Brieden, *JCAP* **11**, 039 (2022), arXiv:2209.14330 [astro-ph.CO].
- [11] W. L. Freedman, *Astrophys. J.* **919**, 16 (2021), arXiv:2106.15656 [astro-ph.CO].
- [12] S. Birrer *et al.*, *Astron. Astrophys.* **643**, A165 (2020), arXiv:2007.02941 [astro-ph.CO].
- [13] R. Wojtak and J. Hjorth, *Mon. Not. Roy. Astron. Soc.* **515**, 2790 (2022), arXiv:2206.08160 [astro-ph.CO].
- [14] E. Di Valentino, O. Mena, S. Pan, L. Visinelli, W. Yang, A. Melchiorri, D. F. Mota, A. G. Riess, and J. Silk, *Class. Quant. Grav.* **38**, 153001 (2021), arXiv:2103.01183 [astro-ph.CO].
- [15] J. L. Bernal, L. Verde, and A. G. Riess, *JCAP* **10**, 019 (2016), arXiv:1607.05617 [astro-ph.CO].
- [16] V. Poulin, T. L. Smith, T. Karwal, and M. Kamionkowski, *Phys. Rev. Lett.* **122**, 221301 (2019), arXiv:1811.04083 [astro-ph.CO].
- [17] P. Agrawal, F.-Y. Cyr-Racine, D. Pinner, and L. Randall, (2019), arXiv:1904.01016 [astro-ph.CO].
- [18] M.-X. Lin, G. Benevento, W. Hu, and M. Raveri, *Phys. Rev. D* **100**, 063542 (2019), arXiv:1905.12618 [astro-ph.CO].
- [19] L. Knox and M. Millea, *Phys. Rev. D* **101**, 043533 (2020), arXiv:1908.03663 [astro-ph.CO].
- [20] V. Poulin, T. L. Smith, and T. Karwal, (2023), arXiv:2302.09032 [astro-ph.CO].
- [21] J. C. Hill, E. McDonough, M. W. Toomey, and S. Alexander, *Phys. Rev. D* **102**, 043507 (2020), arXiv:2003.07355 [astro-ph.CO].
- [22] M. M. Ivanov, E. McDonough, J. C. Hill, M. Simonović, M. W. Toomey, S. Alexander, and M. Zaldarriaga, *Phys. Rev. D* **102**, 103502 (2020), arXiv:2006.11235 [astro-ph.CO].
- [23] G. D'Amico, L. Senatore, P. Zhang, and H. Zheng, *JCAP* **05**, 072 (2021), arXiv:2006.12420 [astro-ph.CO].
- [24] K. Jedamzik, L. Pogosian, and G.-B. Zhao, *Commun. in Phys.* **4**, 123 (2021), arXiv:2010.04158 [astro-ph.CO].
- [25] T. L. Smith, V. Poulin, J. L. Bernal, K. K. Boddy, M. Kamionkowski, and R. Murgia, *Phys. Rev. D* **103**, 123542 (2021), arXiv:2009.10740 [astro-ph.CO].
- [26] R. Murgia, G. F. Abellán, and V. Poulin, *Phys. Rev. D* **103**, 063502 (2021), arXiv:2009.10733 [astro-ph.CO].
- [27] T. Simon, P. Zhang, V. Poulin, and T. L. Smith, (2022), arXiv:2208.05930 [astro-ph.CO].
- [28] L. Herold, E. G. M. Ferreira, and E. Komatsu, *Astrophys. J. Lett.* **929**, L16 (2022), arXiv:2112.12140 [astro-ph.CO].
- [29] S. Vagnozzi, *Phys. Rev. D* **104**, 063524 (2021), arXiv:2105.10425 [astro-ph.CO].
- [30] S. Chabanier *et al.*, *JCAP* **07**, 017 (2019), arXiv:1812.03554 [astro-ph.CO].
- [31] N. Palanque-Delabrouille, C. Yèche, N. Schöneberg, J. Lesgourgues, M. Walther, S. Chabanier, and E. Armengaud, *JCAP* **04**, 038 (2020), arXiv:1911.09073 [astro-ph.CO].
- [32] M. Esposito, V. Iršič, M. Costanzi, S. Borgani, A. Saro, and M. Viel, *Mon. Not. Roy. Astron. Soc.* **515**, 857 (2022), arXiv:2202.00974 [astro-ph.CO].
- [33] T. L. Smith, V. Poulin, and M. A. Amin, *Phys. Rev. D* **101**, 063523 (2020), arXiv:1908.06995 [astro-ph.CO].
- [34] J. Lesgourgues, (2011), arXiv:1104.2932 [astro-ph.IM].
- [35] D. Blas, J. Lesgourgues, and T. Tram, *JCAP* **07**, 034 (2011), arXiv:1104.2933 [astro-ph.CO].
- [36] N. Aghanim *et al.* (Planck), *Astron. Astrophys.* **641**, A5 (2020), arXiv:1907.12875 [astro-ph.CO].
- [37] N. Aghanim *et al.* (Planck), *Astron. Astrophys.* **641**, A8 (2020), arXiv:1807.06210 [astro-ph.CO].
- [38] S. Alam *et al.* (BOSS), *Mon. Not. Roy. Astron. Soc.* **470**, 2617 (2017), arXiv:1607.03155 [astro-ph.CO].
- [39] A. J. Ross, L. Samushia, C. Howlett, W. J. Percival, A. Burden, and M. Manera, *Mon. Not. Roy. Astron. Soc.* **449**, 835 (2015), arXiv:1409.3242 [astro-ph.CO].
- [40] F. Beutler, C. Blake, M. Colless, D. Jones, L. Staveley-Smith, L. Campbell, Q. Parker, W. Saunders, and F. Watson, *Mon. Not. Roy. Astron. Soc.* **416**, 3017 (2011), arXiv:1106.3366 [astro-ph.CO].
- [41] P. McDonald *et al.* (SDSS), *Astrophys. J.* **635**, 761 (2005), arXiv:astro-ph/0407377.
- [42] C. Pedersen, A. Font-Ribera, and N. Y. Gnedin, (2022), arXiv:2209.09895 [astro-ph.CO].
- [43] See Supplemental Material at X, which includes Refs. [50, 70? –82] for additional details.
- [44] U. Seljak, A. Slosar, and P. McDonald, *JCAP* **10**, 014 (2006), arXiv:astro-ph/0604335.
- [45] V. Iršič *et al.*, *Mon. Not. Roy. Astron. Soc.* **466**, 4332 (2017), arXiv:1702.01761 [astro-ph.CO].
- [46] M. Viel, G. D. Becker, J. S. Bolton, and M. G. Haehnelt, *Phys. Rev. D* **88**, 043502 (2013), arXiv:1306.2314 [astro-ph.CO].
- [47] J. Torrado and A. Lewis, *JCAP* **05**, 057 (2021), arXiv:2005.05290 [astro-ph.IM].
- [48] A. Gelman and D. B. Rubin, *Statist. Sci.* **7**, 457 (1992).
- [49] A. Lewis, (2019), arXiv:1910.13970 [astro-ph.IM].
- [50] N. Schöneberg, G. Franco Abellán, A. Pérez Sánchez, S. J. Witte, V. Poulin, and J. Lesgourgues, *Phys. Rept.* **984**, 1 (2022), arXiv:2107.10291 [astro-ph.CO].
- [51] J. C. Hill *et al.*, *Phys. Rev. D* **105**, 123536 (2022), arXiv:2109.04451 [astro-ph.CO].
- [52] A. La Posta, T. Louis, X. Garrido, and J. C. Hill, *Phys. Rev. D* **105**, 083519 (2022), arXiv:2112.10754 [astro-ph.CO].
- [53] L. Herold and E. G. M. Ferreira, (2022), arXiv:2210.16296 [astro-ph.CO].
- [54] A. Gómez-Valent, *Phys. Rev. D* **106**, 063506 (2022), arXiv:2203.16285 [astro-ph.CO].

- [55] B. Villasenor, B. Robertson, P. Madau, and E. Schneider, (2022), [arXiv:2209.14220 \[astro-ph.CO\]](#).
- [56] M. A. Fernandez, S. Bird, and M.-F. Ho, (2023), [arXiv:2309.03943 \[astro-ph.CO\]](#).
- [57] E. McDonough, M.-X. Lin, J. C. Hill, W. Hu, and S. Zhou, *Phys. Rev. D* **106**, 043525 (2022), [arXiv:2112.09128 \[astro-ph.CO\]](#).
- [58] T. Karwal, M. Raveri, B. Jain, J. Khoury, and M. Trodden, *Phys. Rev. D* **105**, 063535 (2022), [arXiv:2106.13290 \[astro-ph.CO\]](#).
- [59] M.-X. Lin, E. McDonough, J. C. Hill, and W. Hu, (2022), [arXiv:2212.08098 \[astro-ph.CO\]](#).
- [60] K. V. Berghaus and T. Karwal, (2022), [arXiv:2204.09133 \[astro-ph.CO\]](#).
- [61] T. M. C. Abbott *et al.* (DES), *Phys. Rev. D* **105**, 023520 (2022), [arXiv:2105.13549 \[astro-ph.CO\]](#).
- [62] G. D'Amico, J. Gleyzes, N. Kokron, D. Markovic, L. Senatore, P. Zhang, F. Beutler, and H. Gil-Marín, (2019), [arXiv:1909.05271 \[astro-ph.CO\]](#).
- [63] V. Poulin, T. L. Smith, and A. Bartlett, *Phys. Rev. D* **104**, 123550 (2021), [arXiv:2109.06229 \[astro-ph.CO\]](#).
- [64] S. K. Choi *et al.* (ACT), *JCAP* **12**, 045 (2020), [arXiv:2007.07289 \[astro-ph.CO\]](#).
- [65] A. Aghamousa *et al.* (DESI), (2016), [arXiv:1611.00036 \[astro-ph.IM\]](#).
- [66] C. Ramirez-Perez *et al.* (DESI), (2023), [arXiv:2306.06312 \[astro-ph.CO\]](#).
- [67] C. Ravoux *et al.* (DESI), (2023), [arXiv:2306.06311 \[astro-ph.CO\]](#).
- [68] N. G. Karaçaylı *et al.*, (2023), [arXiv:2306.06316 \[astro-ph.CO\]](#).
- [69] S. Jin *et al.*, (2022), [arXiv:2212.03981 \[astro-ph.IM\]](#).
- [70] R. Murgia, V. Iršič, and M. Viel, *Phys. Rev. D* **98**, 083540 (2018), [arXiv:1806.08371 \[astro-ph.CO\]](#).
- [71] S. Chabanier, M. Millea, and N. Palanque-Delabrouille, *Mon. Not. Roy. Astron. Soc.* **489**, 2247 (2019), [arXiv:1905.08103 \[astro-ph.CO\]](#).
- [72] C. Cain, A. D'Aloisio, V. Irsic, N. Gangolli, and S. Dhimi, *JCAP* **01**, 002 (2023), [arXiv:2207.02876 \[astro-ph.CO\]](#).
- [73] V. Iršič *et al.*, *Phys. Rev. D* **96**, 023522 (2017), [arXiv:1702.01764 \[astro-ph.CO\]](#).
- [74] J. Neyman, *Philosophical Transactions of the Royal Society of London. Series A, Mathematical and Physical Sciences* **10.1098/rsta.1937.000**.
- [75] G. J. Feldman and R. D. Cousins, *Phys. Rev. D* **57**, 3873 (1998), [arXiv:physics/9711021](#).
- [76] S. Kirkpatrick, C. D. Gelatt, and M. P. Vecchi, *Science* **220**, 671 (1983).
- [77] S. Hannestad, *Phys. Rev. D* **61**, 023002 (2000), [arXiv:astro-ph/9911330](#).
- [78] M. Raveri and W. Hu, *Phys. Rev. D* **99**, 043506 (2019), [arXiv:1806.04649 \[astro-ph.CO\]](#).
- [79] A. Nicola, A. Amara, and A. Refregier, *JCAP* **01**, 011 (2019), [arXiv:1809.07333 \[astro-ph.CO\]](#).
- [80] W. Handley and P. Lemos, *Phys. Rev. D* **100**, 043504 (2019), [arXiv:1902.04029 \[astro-ph.CO\]](#).
- [81] D. C. Hooper and M. Lucca, *Phys. Rev. D* **105**, 103504 (2022), [arXiv:2110.04024 \[astro-ph.CO\]](#).
- [82] D. C. Hooper, N. Schöneberg, R. Murgia, M. Archidiacono, J. Lesgourgues, and M. Viel, *JCAP* **10**, 032 (2022), [arXiv:2206.08188 \[astro-ph.CO\]](#).