



This is the accepted manuscript made available via CHORUS. The article has been published as:

Extended Magnetic Reconnection in Kinetic Plasma Turbulence

Tak Chu Li, Yi-Hsin Liu, Yi Qi, and Muni Zhou

Phys. Rev. Lett. **131**, 085201 — Published 22 August 2023

DOI: [10.1103/PhysRevLett.131.085201](https://doi.org/10.1103/PhysRevLett.131.085201)

Extended magnetic reconnection in kinetic plasma turbulence

Tak Chu Li,^{1,*} Yi-Hsin Liu,¹ Yi Qi,² and Muni Zhou³

¹*Department of Physics and Astronomy,
Dartmouth College, Hanover, NH 03755, USA*

²*Laboratory for Atmospheric and Space Physics,
University of Colorado Boulder, Boulder, CO 80303, USA*

³*School of Natural Sciences, Institute for Advanced Study, Princeton, NJ 08544, USA*

Abstract

Magnetic reconnection and plasma turbulence are ubiquitous processes important for laboratory, space and astrophysical plasmas. Reconnection has been suggested to play an important role in the energetics and dynamics of turbulence by observations, simulations and theory for two decades. The fundamental properties of reconnection at kinetic scales, essential to understanding the general problem of reconnection in magnetized turbulence, remain largely unknown at present. Here we present an application of the magnetic flux transport method that can accurately identify reconnection in turbulence to a three-dimensional simulation. Contrary to ideas that reconnection in turbulence would be patchy and unpredictable, highly extended reconnection X-lines, on the same order of magnitude as the system size, form at kinetic scales. Extended X-lines develop through bi-directional reconnection spreading, and satisfy critical balance characteristic of turbulence. These results present a picture of fundamentally extended reconnection in kinetic-scale turbulence.

Magnetic reconnection and plasma turbulence are ubiquitous in the universe. Turbulence transfers energy from large scales to small scales where the energy is dissipated. Reconnection converts magnetic energy into plasma flow and thermal energy. They are thought to be energetically and dynamically important for a range of systems, including laboratory devices, Earth's magnetosphere, the solar wind and solar corona [1–3], the interstellar medium and galaxy clusters [4–7]. Reconnection has been suggested to play an important role in the energetics and dynamics of turbulence by observations, simulations and theory for decades, by dissipating turbulence energy [8–19] and mediating the turbulent cascade [20–29]. The general problem of reconnection in magnetized turbulence is a field of extensive research, particularly in large-scale systems [30]. Here we focus on the small-scale limit of the problem, where fundamental properties of reconnection are largely unknown.

In the heliosphere, reconnection has been observed in large-scale current sheets, close to interplanetary coronal mass ejections (ICMEs) [31, 32], and reported to be extended over 10^4 ion gyroradii ρ_i [32–34]. At kinetic scales (sub-ion scales of $k_{\perp}\rho_i > 1$), recent Wind and Parker Solar Probe observations have revealed an abundance of kinetic-scale ($\simeq 1 \rho_i$) current sheets near Earth and near Sun, with a scale dependence consistent with generation by a turbulent cascade [35, 36]; the detection of reconnection at kinetic scales is ultimately limited by the resolution of the instruments. At electron scales, electron reconnection without coupling to ions has been recently detected by the Magnetospheric Multiscale (MMS) mission in Earth's turbulent magnetosheath

[37]. Three-dimensional (3D) kinetic simulations indicate patchy electron reconnection, with extents limited to ~ 10 electron gyroradii [38]. The spatial distribution of reconnection in kinetic-scale turbulence, where energy is dissipated, and the underlying physics are currently unknown. Investigating these fundamental properties of reconnection is important for understanding the general problem of reconnection in magnetized turbulence.

Identifying reconnection in turbulence is an essential step. In simulations and observations, Alfvénic ion or super-Alfvénic electron outflow jets have been used as a reconnection signature. However, outflow jets can be distorted or suppressed by turbulent flows at kinetic scales [39, 40]. In simulations, the saddle point method that defines a topological X-line has been applied, but shown to detect X-lines that are not actively reconnecting [41–44]. Indicators based on strong currents and/or fast flows [15, 17, 45] and the $\mathbf{E} \times \mathbf{B}$ velocity [46, 47] have also been considered, but the former may not be directly related to reconnection while the $\mathbf{E} \times \mathbf{B}$ velocity is not applicable to nonideal regions where plasma and magnetic field motions decouple.

Magnetic flux transport. Recently, a novel method based on magnetic flux transport (MFT), which is inherent to reconnection, has been considered in simulations and observations of plasma turbulence [40, 48]. This method is based on the definition of reconnection as the transport of magnetic flux across magnetic separatrices that intersect at an X-line [49]. It measures signatures of active reconnection in the in-plane velocity of magnetic flux and its divergence, \mathbf{U}_ψ and $\nabla \cdot \mathbf{U}_\psi$. Evidence for converging inward and diverging outward MFT flows at an X-line in either of the quantities provides signature of active reconnection.

\mathbf{U}_ψ was derived in two dimensions (2D) using a 2D advection equation of magnetic flux [50, 51], and was later simplified and adapted for application in 3D [40], given by:

$$\mathbf{U}_\psi = \frac{c \delta E_z}{\delta B_p} (\hat{\mathbf{z}} \times \delta \hat{\mathbf{b}}_p), \quad (1)$$

where δE_z is the component of the fluctuating electric field parallel to the background magnetic field, and $\delta \hat{\mathbf{b}}_p \equiv \delta \mathbf{B}_p / \delta B_p$ is the unit vector of the perpendicular or in-plane magnetic field fluctuations $\delta \mathbf{B}_p \equiv \delta B_x \hat{\mathbf{x}} + \delta B_y \hat{\mathbf{y}}$. \mathbf{U}_ψ can be decomposed into in-plane electron flow and a slippage term that depends on a nonideal electric field [50, 51], discussed in [40]. See also a comparison of \mathbf{U}_ψ and the $\mathbf{E} \times \mathbf{B}$ velocity in supplementary material, [which includes Refs. \[52, 53\]](#).

The MFT method has been demonstrated to accurately identify reconnection in 2D gyrokinetic and 3D shock turbulence simulations [40, 54]. Recent MMS observations have further demonstrated the accuracy of MFT statistically, having directly measured MFT signatures for active

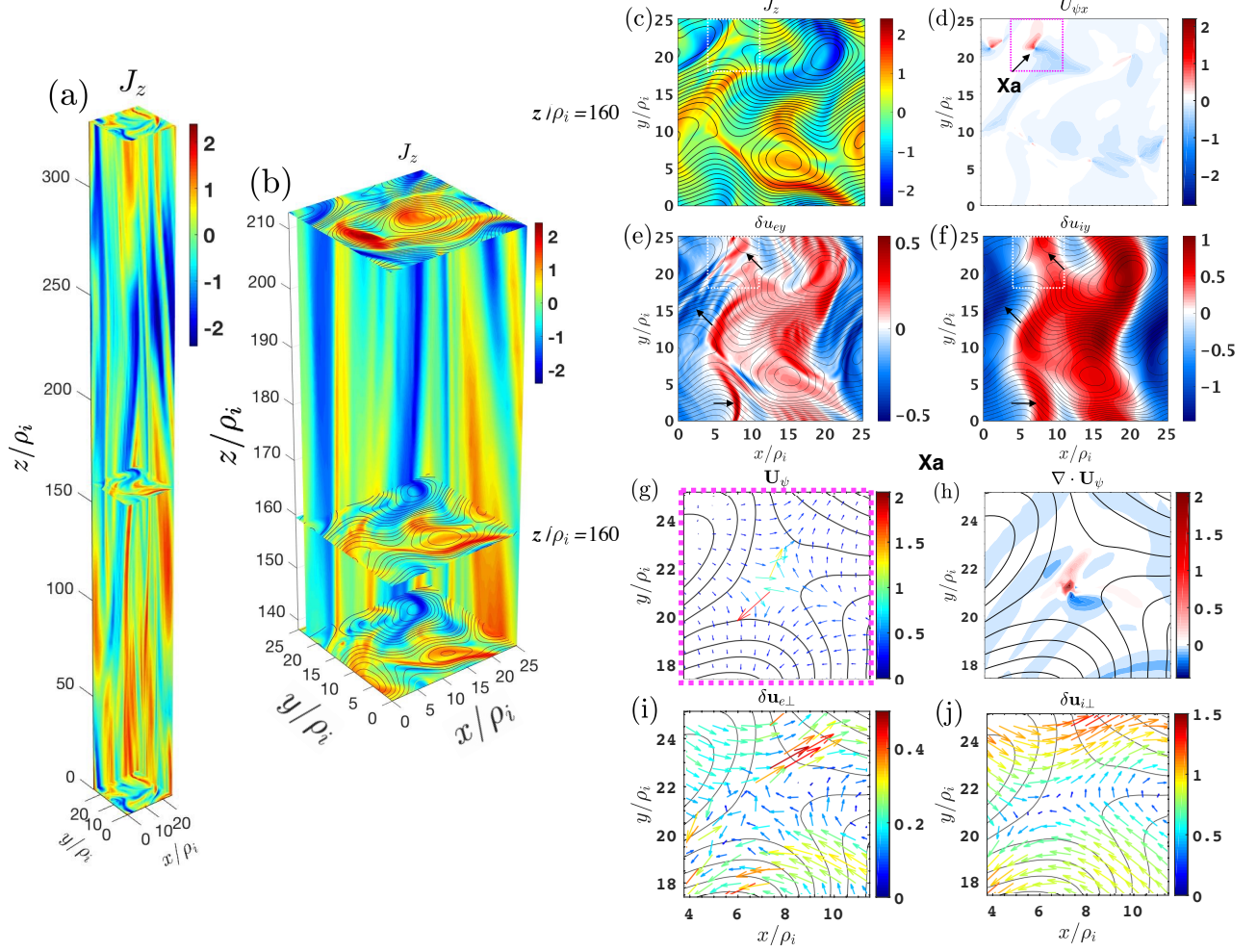


FIG. 1. Reconnection identification: the parallel current density J_z in (a) the 3D domain, and (b) a central region of $z/\rho_i=140\text{--}210$, overlaid with contours of the parallel vector potential A_{\parallel} . Quantities shown on the $z/\rho_i=160$ plane are (c) J_z , (d) the x -component of the MFT velocity $U_{\psi x}$, (e-f) the y -component of the fluctuating electron and ion bulk flow velocities, δu_{ey} and δu_{iy} . In a zoomed-in region around Xa, denoted by a magenta dashed box in (d), shown are (g) vectors of \mathbf{U}_{ψ} , (h) $\nabla \cdot \mathbf{U}_{\psi}$, and (i-j) vectors of the fluctuating in-plane electron and ion flow velocities, $\delta \mathbf{u}_{e\perp}$ and $\delta \mathbf{u}_{i\perp}$.

reconnection throughout Earth's magnetosphere [48]. In this Letter, we apply MFT to a 3D simulation of gyrokinetic turbulence, and present first evidence for spatially extended reconnection in kinetic-scale turbulence.

Simulation. The simulation was performed [55] using the Astrophysical Gyrokinetics Code, AstroGK [56]. Here we specify a 3D generalization [55, 57] of the classic 2D Orszag-Tang Vortex problem [58]. This setup consists of counterpropagating Alfvén waves along the background

magnetic field $\mathbf{B} = B_0 \hat{\mathbf{z}}$. More information is given in supplementary material, [which includes Refs. \[59–68\]](#).

To follow the turbulent cascade from the inertial range ($k_\perp \rho_i \ll 1$) to below electron scales ($k_\perp \rho_e > 1$) [14, 69], we specify a reduced mass ratio, $m_i/m_e = 25$, which, in a simulation domain of $L_\perp = 8\pi\rho_i$ and dimensions $(n_x, n_y, n_z) = (128, 128, 32)$, enables us to resolve a dynamic range of $0.25 \leq k_\perp \rho_i \leq 10.5$, or $0.05 \leq k_\perp \rho_e \leq 2.1$. Plasma parameters are $\beta_i = 8\pi n_i T_{0i}/B_0^2 = 0.01$ and $T_{0i}/T_{0e} = 1$. Length, time and velocity are normalized to $\rho_i \equiv v_{ti}/\Omega_{ci}$, where $\Omega_{ci} \equiv eB_0/m_i c$, domain turnaround time $\tau_0 \equiv L_\perp/z_0$ and electron thermal speed $v_{te} \equiv \sqrt{2T_{0e}/m_e}$. Ion velocity is instead normalized to $v_{ti} \equiv \sqrt{2T_{0i}/m_i}$. τ_0 can be converted to the inverse ion gyro-frequency, a relevant time scale for reconnection, by $\tau_0 = 25\Omega_{ci}^{-1}$. The divergence of velocity is normalized to $v_{te}/\rho_e = \Omega_{ce}$.

MFT application. There are two conditions for applying MFT: (i) $k_\parallel \ll k_\perp$ and (ii) quasi-planar reconnection [40]. $k_\parallel \ll k_\perp$ is consistent with anisotropic turbulence theory [70, 71] and observations of solar wind and magnetosheath turbulence [72–75]. Quasi-planar reconnection, which is a basis for the local current sheet (LMN) coordinate widely adopted in space observations, is consistent with observations of large-scale current sheets in the solar wind (e.g. [32, 33]) and magnetotail turbulence (e.g. [76]) and small-scale current sheets in the magnetosheath (e.g. [18, 37]).

The conditions for applying MFT are well satisfied in the simulation. (i) $k_\parallel \ll k_\perp$ is observed in the system, as expected for anisotropic turbulence. (ii) The perpendicular magnetic fluctuations dominate over parallel fluctuations, *i.e.*, $\delta B_\parallel \ll \delta B_\perp$. Reconnection is dominated by perpendicular fluctuations, making reconnection quasi-planar. The background (guide) magnetic field also puts reconnection in the strong-guide-field limit, with a guide field $B_0 \sim 10$ times the reconnection magnetic field δB_\perp .

In applying MFT, as a practical step, we add a 1% offset to δB_p in Equation (1), similar to previous work [40], such that the amplitude at the X-line (where MFT is not applicable since a source or sink term, representing flux generation or annihilation at the X-line, is not included in the advection equation) resembles those in the vicinity of the X-line. For the range of 0.01–1% offsets, the amplitudes of \mathbf{U}_ψ and $\nabla \cdot \mathbf{U}_\psi$ only vary by a factor of 2.

In identifying reconnection, MFT currently does not distinguish between ion-coupled or electron-only reconnection. Both forms of reconnection can occur in kinetic turbulence (e.g., [18, 19]).

Reconnection Identification. We first demonstrate how MFT identifies reconnection in 3D. We show in Fig. 1(a) the parallel current density J_z in the 3D domain at $t/\tau_0 = 0.34$, a time of strong reconnection activity and strong energy dissipation [55]. A turbulent cascade at kinetic scales of $k_\perp \rho_i > 1$ has also developed. Here k_\perp is the perpendicular wavenumber based on the radius of flux ropes undergoing reconnection. In panel (b) J_z in a central region of $z/\rho_i=140\text{--}210$ shows fine-scale structures, including small-scale current sheets, on several xy planes. We first focus on the plane at $z/\rho_i=160$, and show how MFT identifies reconnection.

On the $z/\rho_i=160$ plane, shown are (c) J_z and (d) $U_{\psi x}$, the x -component of \mathbf{U}_ψ . Multiple flux ropes are evident in J_z . $U_{\psi x}$ reveals prominent MFT flows from the two strongest X-lines. The strongest X-line, Xa, forms from flux rope merging, with the direction of inflowing flux ropes (inflow direction) primarily directed along \hat{x} . The x -component of \mathbf{U}_ψ shows converging inflows of magnetic flux at Xa. The outflow direction is primarily directed along \hat{y} . The plasma outflow jets can be seen in the y -component of the fluctuating electron and ion bulk flow velocities, shown in (e) δu_{ey} and (f) δu_{iy} . In (e), δu_{ey} shows bi-directional electron outflow jets from Xa (arrowed), including an upward jet through the periodic boundary at $y/\rho_i=25$ appearing at the bottom left. In (f) δu_{iy} , broad ion outflow jets form. The plasma outflow jets are more broadly distributed from the X-line than the localized MFT flows.

Quantities in the zoomed-in region around Xa, denoted by a magenta box in (d), are shown in Fig. 1, panels (g)–(j). The vectors of \mathbf{U}_ψ (shown in panel (g)) reveal clear inflows and outflows of MFT as a signature of active reconnection [40]. The divergence of MFT, $\nabla \cdot \mathbf{U}_\psi$ (shown in panel (h)), shows strong localized positive and negative peaks at Xa, representing diverging outflows and converging inflows of MFT, similarly signifying active reconnection. It also has a quadrupolar structure observed in 2D [40]. The MFT signatures in this 3D simulation are similar to the 2D case, although more irregular, as would be expected in 3D turbulence. While \mathbf{U}_ψ is normalized to the electron thermal speed, when renormalizing to the upstream electron Alfvén speed [77] $v_{Aep} \sim 0.5 v_{te}$, $U_\psi \sim 2\text{--}4 v_{Aep}$ is on the order of the electron Alfvén speed. $\nabla \cdot \mathbf{U}_\psi$ is ~ 2 times the electron gyro-frequency Ω_{ce} . These are consistent with the range of \mathbf{U}_ψ from ion to electron Alfvén speeds and $\nabla \cdot \mathbf{U}_\psi$ of order $0.1 \Omega_{ce}$ or higher reported in 2D simulations [40] and MMS observations [48]. In (i), $\delta \mathbf{u}_{e\perp}$ shows an upward electron outflow jet (red arrows) and downward outflows from Xa. In (j), $\delta \mathbf{u}_{i\perp}$ similarly reveals bi-directional ion outflows from the X-line, consistent with reconnection.

How does reconnection spatially distribute in kinetic-scale turbulence? We apply the MFT

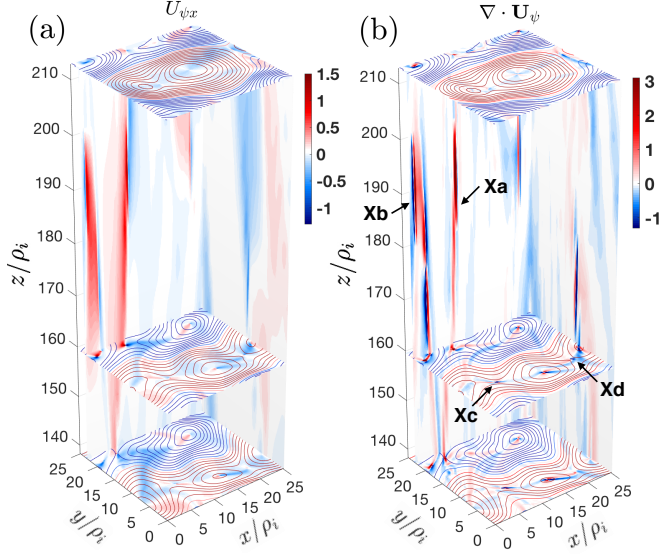


FIG. 2. Extended reconnection: (a) $U_{\psi x}$ and (b) $\nabla \cdot \mathbf{U}_\psi$ reveals extended reconnection X-lines (labeled) in a central region of $z/\rho_i=140-210$. A xz cut through the two strongest X-lines at $y/\rho_i=23$, a yz cut at $x/\rho_i=25$, and z -planes at $z/\rho_i=140, 160$ and 210 overlaid with A_{\parallel} contours, are shown.

method in the 3D domain to address this fundamental question.

Extended reconnection at kinetic scales. Application of MFT to the 3D domain reveals extended reconnection X-lines in kinetic turbulence. We show in Fig. 2 (a) $U_{\psi x}$ and (b) $\nabla \cdot \mathbf{U}_\psi$ for the central region of $z/\rho_i=140-210$. An xz cut at $y/\rho_i=23$ passing through the two strongest X-lines, Xa and Xb, and z -planes at $z/\rho_i=140, 160$ and 210 , are shown. On the $z/\rho_i=160$ plane, similar to Fig. 1(d), $U_{\psi x}$ shows converging MFT inflows at Xa, and diverging outflows at Xb. In this 3D region, $U_{\psi x}$ reveals extended inflows at Xa, extending through the entire region from $z/\rho_i=140$ to 210 . There is also signature in $\nabla \cdot \mathbf{U}_\psi$ as strong localized positive and negative peaks at Xa, in the form of a quadrupolar structure on the planes of $z/\rho_i=140$ and 160 , which extends to $z/\rho_i=210$. Reconnection is highly extended. Here both MFT signatures in \mathbf{U}_ψ and $\nabla \cdot \mathbf{U}_\psi$ are present along the extent of Xa. The same procedure of identification reveals more extended reconnection X-lines in this region, including Xb, Xc, and Xd, as labeled. Supplementary Table (A1) gives the magnitudes of \mathbf{U}_ψ and $\nabla \cdot \mathbf{U}_\psi$ for the X-lines.

We estimate the X-line extents along z from their lower to upper z -ends based on MFT signatures, listed in Table (I). Both reconnection signatures, (i) inflows and outflows in \mathbf{U}_ψ and (ii) strong positive and negative peaks in $\nabla \cdot \mathbf{U}_\psi$, are present along the extent of each reconnection X-line. The X-line extents are of order $100\rho_i$, which is on the same order of magnitude as the

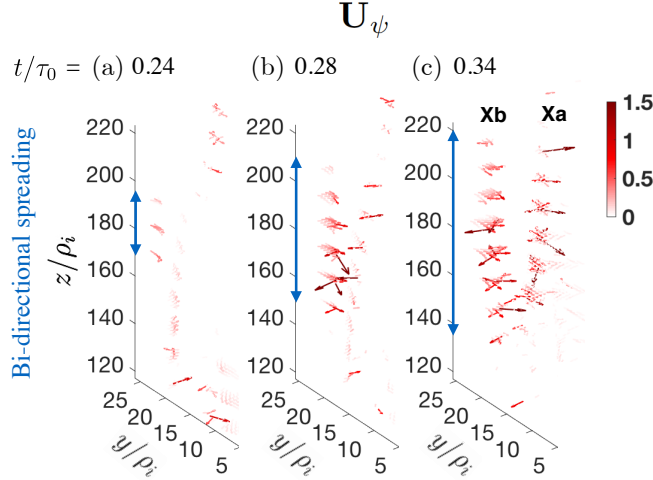


FIG. 3. Time evolution of Xa and Xb showing the development of the X-lines via 3D bi-directional reconnection spreading. Vectors of \mathbf{U}_ψ (similar to Fig. 1(g)) at three subsequent times, $t/\tau_0 =$ (a) 0.24, (b) 0.28 and (c) 0.34, are shown. The z axis is scaled down three times.

system size $L_z = 330\rho_i$.

How do extended reconnection X-lines develop in kinetic-scale turbulence? We investigate the time evolution of the developing X-lines to address this important question.

Bi-directional reconnection spreading. We show in Fig. 3 the evolution of \mathbf{U}_ψ for a region around the two strongest X-lines at three subsequent times, $t/\tau_0 =$ (a) 0.24, (b) 0.28 and (c) 0.34. (a) At $t/\tau_0 = 0.24$, reconnection at Xb arises, weak and localized. (b) At the next time, Xb has extended in the $\pm z$ directions, and also strengthened. Reconnection at Xa has started, with the X-line forming. (c) By $t/\tau_0 = 0.34$, Xb has further extended bi-directionally, and strengthened further; similarly for Xa. Similar evolution is observed for Xc and Xd. The extended X-lines develop via bi-directional reconnection spreading.

The spreading in the $\pm z$ directions is largely symmetric. The speed of spreading of Xb is

TABLE I. Reconnection X-line extents

X-line	z_{lower}	z_{upper}	Extent (ρ_i)
Xa	130	210	80
Xb	140	200	60
Xc	110	170	60
Xd	130	220	90

estimated to be $\sim v_A$ (see supplementary material, including Refs. [78, 79]), which is much higher than the electron current speed of $\sim 0.5 v_{te} = 0.25 v_A$ or ion current speed of $< v_{ti} = 0.1 v_A$ (not shown).

This result shows that reconnection that arises in a localized region will develop into a highly extended X-line along the X-line direction through bi-directional spreading. Patchy reconnection with short extents along the X-line direction in laminar sub-ion scale systems [38] may be a result of the absence of turbulence driving and/or insufficient time to develop into extended X-lines.

Balance of parallel and perpendicular scales. We now shed light on what governs the extents of the reconnection X-lines by comparing the parallel and perpendicular time scales of the X-lines. Recent magnetohydrodynamic (MHD) simulation of merging (reconnecting) flux tubes shows agreement with critical balance [80], a balance between parallel and perpendicular time scales of fluctuations in anisotropic turbulence [5]. For extended reconnection X-lines, the parallel time scale is the X-line spreading time that is directly related to its (parallel) extent, which is $\sim 0.1 \tau_0$ for the X-lines. The perpendicular time scale can be based on the inflow speed of reconnection or perpendicular Alfvén speed. Considering the strongest X-line, Xa, the perpendicular time scale based on reconnection inflow is $\tau_{R\perp} \sim R/U_{\psi,in}$, where $R \sim 5\rho_i$ is the scale of the reconnecting flux ropes, and $U_{\psi,in} \sim 0.2\text{--}0.4 v_{te}$ (Fig. 1(g)) is the upstream MFT inflow speed (which is consistent with the upstream ion inflow speed $\delta u_{i,in} \sim v_{ti} = 0.2 v_{te}$, Fig. 1(j)), giving $\tau_{R\perp} \sim 2.5\text{--}5 \Omega_{ci}^{-1} = 0.1\text{--}0.2 \tau_0$. Alternatively, the time scale based on the perpendicular (upstream) Alfvén speed v_{Ap} [77] is $\tau_{A\perp} \sim R/v_{Ap}$, where $v_{Ap}/v_{ti} = v_{Aep}/v_{te} \sim 0.5$ (Table (I)), yielding $\tau_{A\perp} \sim 0.4 \tau_0$. The shorter of the two time scales, $\tau_{R\perp}$, is taken as the more dominant perpendicular time scale. The parallel time scale for reconnection, given by the X-line spreading time, $\tau_{R\parallel} \sim 0.1 \tau_0$, approximately balances $\tau_{R\perp}$. Critical balance is satisfied; similarly for Xb and Xd. Reconnection X-lines in kinetic turbulence satisfy critical balance.

Discussion and outlook. The results presented in this Letter constitute first evidence for extended magnetic reconnection X-lines in kinetic plasma turbulence, and extended X-lines developing through bi-directional reconnection spreading, reaching extents on the same order of magnitude as the system size. This presents a picture that reconnection fundamentally operates in extended regions in kinetic-scale turbulence.

In anisotropic plasma turbulence, the parallel and perpendicular time scales of the fluctuations are balanced by the critical balance relation [5]. This relation produces anisotropy in both large-scale MHD and small-scale kinetic turbulence, which is observed in numerical simulations

at MHD [81–84] and kinetic scales [59, 61, 69, 70, 85], including kinetic Alfvén and whistler turbulence. Not only the turbulent fluctuations, but reconnection in turbulence also satisfies critical balance, evident in MHD simulations [80] and our gyrokinetic simulation, which produces extended reconnection X-lines. This implies that reconnection X-lines are coherent structures, with their parallel and perpendicular scales related to each other. This relation provides a way to predict the extent of reconnection X-lines at a given perpendicular scale, confirming that reconnection X-lines will be highly extended at kinetic scales (where $\delta B_{\perp} \ll B_0$). For reconnection X-lines observed at large scales with an extent over $10^4 \rho_i$, assuming order one fluctuations ($\delta B_{\perp} \sim B_0$), the perpendicular scales of the associated ICMEs are predicted to be similarly over $10^4 \rho_i$, which is consistent with statistical observations near Earth [86].

The tearing instability is one of the instabilities known to be important for driving reconnection in plasmas. Reconnection in our kinetic simulation does not appear to be driven by the tearing instability, which is consistent with the lack of tearing-driven reconnection in simulations of turbulent reconnection at MHD scales [87–89]. This supports the similarity of reconnection in turbulence across scales.

At $k_{\perp} \rho_i > 1$, the gyrokinetic model used here describes kinetic Alfvén wave turbulence that satisfies $k_{\parallel} \ll k_{\perp}$ and critical balance; although in the low-frequency limit (below the ion gyro-frequency), it is consistent with 3D fully kinetic simulations that retain high-frequency fluctuations [90] and solar wind observations [59]. The results presented here are expected to hold more generally in fully kinetic plasmas.

Numerous studies have examined the general problem of reconnection in magnetized turbulence in the MHD limit [30]. For instance, the level of MHD turbulence is found to be important for determining the reconnection rate in 3D [91, 92]. Reconnection in MHD turbulence may share similarity with that in kinetic turbulence studied here. A detailed analysis of the reconnection rate and comparison with previous work, while beyond the scope of the current work, promises future work.

With applicability to both simulations and observations [48], the MFT method opens opportunities for studying reconnection in turbulence. Although here we have identified extended reconnection in kinetic turbulence, future work could explore how extended X-lines contribute to plasma heating at kinetic scales, how reconnection spatially distributes in electron-scale turbulence, and how properties of reconnection change with turbulent conditions in space, astrophysical, and laboratory plasmas.

The authors thank N. Loureiro and Y. D. Yoon for helpful discussions. This work is supported by NSF award AGS-2000222 and NASA MMS mission NNG04EB99C. It used the Extreme Science and Engineering Discovery Environment (XSEDE), which was supported by NSF award ACI-1053575.

* tak.chu.li@dartmouth.edu

- [1] M. Yamada, R. Kulsrud, and H. Ji, *Rev. Mod. Phys.* **82**, 603 (2010).
- [2] G. Zimbardo, A. Greco, L. Sorriso-Valvo, S. Perri, Z. Vörös, G. Aburjania, K. Chargazia, and O. Alexandrova, *Space science reviews* **156**, 89 (2010).
- [3] R. Bruno and V. Carbone, *Living Reviews in Solar Physics* **10**, 1 (2013).
- [4] E. G. Zweibel and M. Yamada, *ARA&A* **47**, 291 (2009).
- [5] P. Goldreich and S. Sridhar, *Astrophys. J.* **438**, 763 (1995).
- [6] B. G. Elmegreen and J. Scalo, *Annu. Rev. Astron. Astrophys.* **42**, 211 (2004).
- [7] R. Treumann and W. Baumjohann, *The Astronomy and Astrophysics Review* **23**, 1 (2015).
- [8] P. Dmitruk, W. H. Matthaeus, and N. Seenu, *Astrophys. J.* **617**, 667 (2004).
- [9] D. Sundkvist, A. Retinò, A. Vaivads, and S. D. Bale, *Phys. Rev. Lett.* **99**, 025004 (2007).
- [10] K. T. Osman, W. H. Matthaeus, A. Greco, and S. Servidio, *Astrophys. J. Lett.* **727**, L11+ (2011).
- [11] S. A. Markovskii and B. J. Vasquez, *Astrophys. J.* **739**, 22 (2011).
- [12] S. Perri, M. L. Goldstein, J. C. Dorelli, and F. Sahraoui, *Phys. Rev. Lett.* **109**, 191101 (2012).
- [13] M. Wan, W. H. Matthaeus, H. Karimabadi, V. Roytershteyn, M. Shay, P. Wu, W. Daughton, B. Loring, and S. C. Chapman, *Phys. Rev. Lett.* **109**, 195001 (2012).
- [14] J. M. TenBarge and G. G. Howes, *Astrophys. J. Lett.* **771**, L27 (2013), arXiv:1304.2958 [physics.plasm-ph].
- [15] V. Zhdankin, D. A. Uzdensky, J. C. Perez, and S. Boldyrev, *Astrophys. J.* **771**, 124 (2013).
- [16] M. A. Shay, C. C. Haggerty, W. H. Matthaeus, T. N. Parashar, M. Wan, and P. Wu, *Physics of Plasmas* **25**, 012304 (2018).
- [17] J. A. A. Rueda, D. Verscharen, R. T. Wicks, C. J. Owen, G. Nicolaou, A. P. Walsh, I. Zouganelis, K. Germaschewski, and S. V. Domínguez, *Journal of Plasma Physics* **87** (2021).
- [18] J. Stawarz, J. Eastwood, T. Phan, I. Gingell, P. Pyakurel, M. Shay, S. Robertson, C. Russell, and O. Le Contel, *Physics of Plasmas* **29**, 012302 (2022).

- [19] L. Franci, E. Papini, A. Micera, G. Lapenta, P. Hellinger, D. D. Sarto, D. Burgess, and S. Landi, *The Astrophysical Journal* **936**, 27 (2022).
- [20] S. S. Cerri, S. Servidio, and F. Califano, *The Astrophysical Journal Letters* **846**, L18 (2017).
- [21] N. F. Loureiro and S. Boldyrev, *Phys. Rev. Lett.* **118**, 245101 (2017).
- [22] S. Boldyrev and N. F. Loureiro, *ApJ* **844**, 125 (2017).
- [23] A. Mallet, A. A. Schekochihin, and B. D. G. Chandran, *MNRAS* **468**, 4862 (2017).
- [24] L. Franci, S. S. Cerri, F. Califano, S. Landi, E. Papini, A. Verdini, L. Matteini, F. Jenko, and P. Hellinger, *ApJL* **850**, L16 (2017).
- [25] A. Mallet, A. A. Schekochihin, and B. D. G. Chandran, *Journal of Plasma Physics* **83**, 905830609 (2017).
- [26] N. F. Loureiro and S. Boldyrev, *ApJ* **850**, 182 (2017).
- [27] D. Vech, A. Mallet, K. G. Klein, and J. C. Kasper, *The Astrophysical Journal Letters* **855**, L27 (2018), [arXiv:1803.00065 \[physics.space-ph\]](https://arxiv.org/abs/1803.00065).
- [28] J. E. Stawarz, J. P. Eastwood, T. D. Phan, I. L. Gingell, and M. A. Shay et. al., *ApJL* **877**, L37 (2019).
- [29] D. Manzini, F. Sahraoui, and F. Califano, *arXiv preprint arXiv:2208.00855* (2022).
- [30] A. Lazarian, G. L. Eyink, A. Jafari, G. Kowal, H. Li, S. Xu, and E. T. Vishniac, *Physics of Plasmas* **27**, 012305 (2020).
- [31] J. T. Gosling, R. M. Skoug, D. J. McComas, and C. W. Smith, *J. Geophys. Res.* **110**, A01107 (2005).
- [32] T. D. Phan, J. T. Gosling, and M. S. Davis, *Geophysical Research Letters* **36** (2009).
- [33] T. D. Phan, J. T. Gosling, M. S. Davis, R. M. Skoug, M. Øieroset, R. P. Lin, R. P. Lepping, D. J. McComas, C. W. Smith, H. Rème, and A. Balogh, *Nature* **439**, 175 (2006).
- [34] J. Eastwood, J. Stawarz, T. Phan, R. Laker, S. Robertson, L.-L. Zhao, G. Zank, B. Lavraud, M. Shay, V. Evans, *et al.*, *Astronomy & Astrophysics* **656**, A27 (2021).
- [35] I. Y. Vasko, K. Alimov, T. Phan, S. D. Bale, F. S. Mozer, and A. V. Artemyev, *The Astrophysical Journal Letters* **926**, L19 (2022).
- [36] A. Lotekar, I. Vasko, T. Phan, S. Bale, T. Bowen, J. Halekas, A. Artemyev, Y. V. Khotyaintsev, and F. Mozer, *The Astrophysical Journal* **929**, 58 (2022).
- [37] T. D. Phan, J. P. Eastwood, M. A. Shay, J. F. Drake, and B. U. Ö. Sonnerup et al., *Nature* **557**, 202 (2018).

- [38] P. S. Pyakurel, M. A. Shay, J. F. Drake, T. D. Phan, P. A. Cassak, and J. L. Verniero, *Phys. Rev. Lett.* **127**, 155101 (2021).
- [39] N. Bessho, L. J. Chen, S. Wang, M. Hesse, I. Wilson, L. B., and J. Ng, *Physics of Plasmas* **27**, 092901 (2020).
- [40] T. C. Li, Y.-H. Liu, and Y. Qi, *The Astrophysical Journal Letters* **909**, L28 (2021).
- [41] S. Servidio, W. H. Matthaeus, M. A. Shay, P. A. Cassak, and P. Dmitruk, *Phys. Rev. Lett.* **102**, 115003 (2009).
- [42] S. Servidio, W. H. Matthaeus, M. A. Shay, P. Dmitruk, P. A. Cassak, and M. Wan, *Phys. Plasmas* **17**, 032315 (2010).
- [43] M. Wan, A. F. Rappazzo, W. H. Matthaeus, S. Servidio, and S. Oughton, *The Astrophysical Journal* **797**, 63 (2014).
- [44] C. C. Haggerty, T. N. Parashar, W. H. Matthaeus, M. A. Shay, Y. Yang, M. Wan, P. Wu, and S. Servidio, *Physics of Plasmas* **24**, 102308 (2017).
- [45] M. Sisti, F. Finelli, G. Pedrazzi, M. Faganello, F. Califano, and F. D. Ponti, *The Astrophysical Journal* **908**, 107 (2021).
- [46] G. Lapenta, *The Astrophysical Journal* **911**, 147 (2021).
- [47] P. Pongkitiwanichakul, D. Ruffolo, F. Guo, S. Du, P. Suetrong, C. Yannawa, K. Makwana, and K. Malakit, *The Astrophysical Journal* **923**, 182 (2021).
- [48] Y. Qi, T. C. Li, C. T. Russell, R. E. Ergun, Y.-D. Jia, and M. Hubbert, *The Astrophysical Journal Letters* **926**, L34 (2022).
- [49] V. M. Vasyliunas, *Reviews of Geophysics and Space Physics* **13**, 303 (1975).
- [50] Y.-H. Liu, M. Hesse, F. Guo, H. Li, and T. K. M. Nakamura, *Physics of Plasmas* **25**, 080701 (2018).
- [51] Y.-H. Liu and M. Hesse, *Phys. Plasmas* **23**, 060704 (2016).
- [52] V. M. Vasyliunas, *Journal of Geophysical Research* **77** (1972).
- [53] D. I. Pontin and E. R. Priest, *Living Reviews in Solar Physics* **19**, 1 (2022).
- [54] J. Ng, L.-J. Chen, N. Bessho, J. Shuster, B. Burkholder, and J. Yoo, *GRL* **49**, e2022GL099544 (2022).
- [55] T. C. Li, G. G. Howes, K. G. Klein, and J. M. TenBarge, *The Astrophysical Journal Letters* **832**, L24 (2016).
- [56] R. Numata, G. G. Howes, T. Tatsuno, M. Barnes, and W. Dorland, *J. Comp. Phys.* **229**, 9347

- (2010).
- [57] T. C. Li, G. G. Howes, K. G. Klein, Y.-H. Liu, and J. M. TenBarge, *Journal of Plasma Physics* **85**, 905850406 (2019).
- [58] S. A. Orszag and C.-M. Tang, *J. Fluid Mech.* **90**, 129 (1979).
- [59] G. G. Howes, W. Dorland, S. C. Cowley, G. W. Hammett, E. Quataert, A. A. Schekochihin, and T. Tatsuno, *Phys. Rev. Lett.* **100**, 065004 (2008).
- [60] G. G. Howes, J. M. TenBarge, W. Dorland, E. Quataert, A. A. Schekochihin, R. Numata, and T. Tatsuno, *Phys. Rev. Lett.* **107**, 035004 (2011).
- [61] J. M. TenBarge and G. G. Howes, *Phys. Plasmas* **19**, 055901 (2012).
- [62] E. A. Frieman and L. Chen, *Phys. Fluids* **25**, 502 (1982).
- [63] G. G. Howes, S. C. Cowley, W. Dorland, G. W. Hammett, E. Quataert, and A. A. Schekochihin, *Astrophys. J.* **651**, 590 (2006).
- [64] I. G. Abel, M. Barnes, S. C. Cowley, W. Dorland, and A. A. Schekochihin, *Phys. Plasmas* **15**, 122509 (2008).
- [65] M. Barnes, I. G. Abel, W. Dorland, D. R. Ernst, G. W. Hammett, P. Ricci, B. N. Rogers, A. A. Schekochihin, and T. Tatsuno, *Phys. Plasmas* **16**, 072107 (2009).
- [66] H. Politano, A. Pouquet, and P. L. Sulem, *Phys. Fluids B* **1**, 2330 (1989).
- [67] P. D. Mininni, A. G. Pouquet, and D. C. Montgomery, *Phys. Rev. Lett.* **97**, 244503 (2006), [physics/0607269](https://arxiv.org/abs/physics/0607269).
- [68] T. N. Parashar, B. J. Vasquez, and S. A. Markovskii, *Physics of Plasmas* **21**, 022301 (2014).
- [69] J. M. TenBarge, G. G. Howes, and W. Dorland, *Astrophys. J.* **774**, 139 (2013).
- [70] J. Cho and A. Lazarian, *Astrophys. J. Lett.* **615**, L41 (2004).
- [71] A. A. Schekochihin, S. C. Cowley, W. Dorland, G. W. Hammett, G. G. Howes, E. Quataert, and T. Tatsuno, *Astrophys. J. Supp.* **182**, 310 (2009).
- [72] O. Alexandrova, C. Lacombe, and A. Mangeney, *Annales Geophysicae* **26**, 3585 (2008).
- [73] O. Alexandrova, J. Saur, C. Lacombe, A. Mangeney, J. Mitchell, S. J. Schwartz, and P. Robert, *Phys. Rev. Lett.* **103**, 165003 (2009).
- [74] F. Sahraoui, S. Y. Huang, G. Belmont, M. L. Goldstein, A. Réтино, P. Robert, and J. De Patoul, *Astrophys. J.* **777**, 15 (2013), [arXiv:1303.7394 \[astro-ph.SR\]](https://arxiv.org/abs/1303.7394).
- [75] C. H. K. Chen and S. Boldyrev, *The Astrophysical Journal* **842**, 122 (2017).
- [76] R. E. Ergun, N. Pathak, M. E. Usanova, Y. Qi, T. Vo, J. L. Burch, S. J. Schwartz, R. B. Torbert,

- N. Ahmadi, F. D. Wilder, A. Chasipis, D. L. Newman, J. E. Stawarz, M. Hesse, D. L. Turner, and D. Gershman, *The Astrophysical Journal Letters* **935**, L8 (2022).
- [77] P. A. Cassak and M. A. Shay, *Phys. Plasmas* **14**, 102114 (2007).
- [78] T. C. Li, Y.-H. Liu, M. Hesse, and Y. Zou, *J. Geophys. Res: Space Physics* **125**, e2019JA027094 (2020).
- [79] L. S. Shepherd and P. A. Cassak, *J. Geophys. Res.* **117** (2012).
- [80] M. Zhou, N. F. Loureiro, and D. A. Uzdensky, *Journal of Plasma Physics* **86**, 535860401 (2020).
- [81] J. V. Shebalin, Ph.D. thesis, College of William & Mary (1982).
- [82] J. Cho and E. T. Vishniac, *Astrophys. J.* **539**, 273 (2000).
- [83] J. Maron and P. Goldreich, *Astrophys. J.* **554**, 1175 (2001).
- [84] G. Eyink, E. Vishniac, C. Lalescu, H. Aluie, K. Kanov, K. Bürger, R. Burns, C. Meneveau, and A. Szalay, *Nature* **497**, 466 (2013).
- [85] J. Cho and A. Lazarian, *Astrophys. J.* **701**, 236 (2009), arXiv:0904.0661 [astro-ph.EP].
- [86] H. Cane and I. Richardson, *Journal of Geophysical Research: Space Physics* **108** (2003).
- [87] J. S. Oishi, M.-M. Mac Low, D. C. Collins, and M. Tamura, *The Astrophysical Journal Letters* **806**, L12 (2015).
- [88] A. Beresnyak, *The Astrophysical Journal* **834**, 47 (2016).
- [89] G. Kowal, D. A. Falceta-Gonçalves, A. Lazarian, and E. T. Vishniac, *The Astrophysical Journal* **892**, 50 (2020).
- [90] D. Grošelj, A. Mallet, N. F. Loureiro, and F. Jenko, *Physical review letters* **120**, 105101 (2018).
- [91] A. Lazarian and E. T. Vishniac, *The Astrophysical Journal* **517**, 700 (1999).
- [92] G. Kowal, A. Lazarian, E. Vishniac, and K. Otmianowska-Mazur, *The Astrophysical Journal* **700**, 63 (2009).