



This is the accepted manuscript made available via CHORUS. The article has been published as:

Measurement of Sequential Υ

$$\Upsilon$$

Suppression in $Au+Au$

$$Au+Au$$

Collisions at $\sqrt{s_{NN}} = 200$ GeV

$$\sqrt{s_{NN}} = 200$$

Experiment

B. E. Aboona et al. (STAR Collaboration)

Phys. Rev. Lett. **130**, 112301 — Published 14 March 2023

DOI: [10.1103/PhysRevLett.130.112301](https://doi.org/10.1103/PhysRevLett.130.112301)

Measurement of sequential Υ suppression in Au+Au collisions at $\sqrt{s_{NN}} = 200$ GeV with the STAR experiment

B. E. Aboona,⁵³ J. Adam,¹⁵ L. Adamczyk,² J. R. Adams,³⁸ I. Aggarwal,⁴⁰ M. M. Aggarwal,⁴⁰ Z. Ahammed,⁵⁹ D. M. Anderson,⁵³ E. C. Aschenauer,⁶ J. Atchison,¹ V. Bairathi,⁵¹ W. Baker,¹¹ J. G. Ball Cap,²¹ K. Barish,¹¹ R. Bellwied,²¹ P. Bhagat,²⁸ A. Bhasin,²⁸ S. Bhatta,⁵⁰ J. Bielcik,¹⁵ J. Bielcikova,³⁷ J. D. Brandenburg,³⁸ X. Z. Cai,⁴⁸ H. Caines,⁶² M. Calderón de la Barca Sánchez,⁹ D. Cebra,⁹ J. Ceska,¹⁵ I. Chakaberia,³¹ P. Chaloupka,¹⁵ B. K. Chan,¹⁰ Z. Chang,²⁶ D. Chen,¹¹ J. Chen,⁴⁷ J. H. Chen,¹⁹ Z. Chen,⁴⁷ J. Cheng,⁵⁵ Y. Cheng,¹⁰ S. Choudhury,¹⁹ W. Christie,⁶ X. Chu,⁶ H. J. Crawford,⁸ M. Csanád,¹⁷ G. Dale-Gau,¹³ A. Das,¹⁵ M. Daugherty,¹ I. M. Deppner,²⁰ A. Dhamija,⁴⁰ L. Di Carlo,⁶¹ L. Didenko,⁶ P. Dixit,²³ X. Dong,³¹ J. L. Drachenberg,¹ E. Duckworth,²⁹ J. C. Dunlop,⁶ J. Engelage,⁸ G. Eppley,⁴² S. Esumi,⁵⁶ O. Evdokimov,¹³ A. Ewigleben,³² O. Eyser,⁶ R. Fatemi,³⁰ S. Fazio,⁷ C. J. Feng,³⁶ Y. Feng,⁴¹ E. Finch,⁴⁹ Y. Fisyak,⁶ F. A. Flor,⁶² C. Fu,¹² C. A. Gagliardi,⁵³ T. Galatyuk,¹⁶ F. Geurts,⁴² N. Ghimire,⁵² A. Gibson,⁵⁸ K. Gopal,²⁴ X. Gou,⁴⁷ D. Grosnick,⁵⁸ A. Gupta,²⁸ W. Guryn,⁶ A. Hamed,⁴ Y. Han,⁴² S. Harabasz,¹⁶ M. D. Harasty,⁹ J. W. Harris,⁶² H. Harrison,³⁰ W. He,¹⁹ X. H. He,²⁷ Y. He,⁴⁷ S. Heppelmann,⁹ N. Herrmann,²⁰ L. Holub,¹⁵ C. Hu,²⁷ Q. Hu,²⁷ Y. Hu,³¹ H. Huang,³⁶ H. Z. Huang,¹⁰ S. L. Huang,⁵⁰ T. Huang,¹³ X. Huang,⁵⁵ Y. Huang,⁵⁵ Y. Huang,¹² T. J. Humanic,³⁸ D. Isenhower,¹ M. Isshiki,⁵⁶ W. W. Jacobs,²⁶ A. Jalotra,²⁸ C. Jena,²⁴ A. Jentsch,⁶ Y. Ji,³¹ J. Jia,^{6,50} C. Jin,⁴² X. Ju,⁴⁵ E. G. Judd,⁸ S. Kabana,⁵¹ M. L. Kabir,¹¹ S. Kagamaster,³² D. Kalinkin,^{30,6} K. Kang,⁵⁵ D. Kapukchyan,¹¹ K. Kauder,⁶ H. W. Ke,⁶ D. Keane,²⁹ M. Kelsey,⁶¹ Y. V. Khyzhniak,³⁸ D. P. Kikoła,⁶⁰ B. Kimelman,⁹ D. Kincses,¹⁷ I. Kisel,¹⁸ A. Kiselev,⁶ A. G. Knospe,³² H. S. Ko,³¹ L. K. Kosarzewski,¹⁵ L. Kramerik,¹⁵ L. Kumar,⁴⁰ S. Kumar,²⁷ R. Kunnawalkam Elayavalli,⁶² R. Lacey,⁵⁰ J. M. Landgraf,⁶ J. Lauret,⁶ A. Lebedev,⁶ J. H. Lee,⁶ Y. H. Leung,²⁰ N. Lewis,⁶ C. Li,⁴⁷ C. Li,⁴⁵ W. Li,⁴² X. Li,⁴⁵ Y. Li,⁴⁵ Y. Li,⁵⁵ Z. Li,⁴⁵ X. Liang,¹¹ Y. Liang,²⁹ R. Licenik,^{37,15} T. Lin,⁴⁷ M. A. Lisa,³⁸ C. Liu,²⁷ F. Liu,¹² H. Liu,²⁶ H. Liu,¹² L. Liu,¹² T. Liu,⁶² X. Liu,³⁸ Y. Liu,⁵³ Z. Liu,¹² T. Ljubicic,⁶ W. J. Llope,⁶¹ O. Lomicky,¹⁵ R. S. Longacre,⁶ E. Loyd,¹¹ T. Lu,²⁷ N. S. Lukow,⁵² X. F. Luo,¹² L. Ma,¹⁹ R. Ma,⁶ Y. G. Ma,¹⁹ N. Magdy,⁵⁰ D. Mallick,³⁵ S. Margetis,²⁹ C. Markert,⁵⁴ H. S. Matis,³¹ J. A. Mazer,⁴³ G. McNamara,⁶¹ K. Mi,¹² S. Mioduszewski,⁵³ B. Mohanty,³⁵ I. Mooney,⁶² A. Mukherjee,¹⁷ M. I. Nagy,¹⁷ A. S. Nain,⁴⁰ J. D. Nam,⁵² Md. Nasim,²³ D. Neff,¹⁰ J. M. Nelson,⁸ D. B. Nemes,⁶² M. Nie,⁴⁷ T. Niida,⁵⁶ R. Nishitani,⁵⁶ T. Nonaka,⁵⁶ A. S. Nunes,⁶ G. Odyniec,³¹ A. Ogawa,⁶ S. Oh,³¹ K. Okubo,⁵⁶ B. S. Page,⁶ R. Pak,⁶ J. Pan,⁵³ A. Pandav,³⁵ A. K. Pandey,²⁷ T. Pani,⁴³ A. Paul,¹¹ B. Pawlik,³⁹ D. Pawlowska,⁶⁰ C. Perkins,⁸ J. Pluta,⁶⁰ B. R. Pokhrel,⁵² M. Posik,⁵² T. Protzman,³² V. Prozorova,¹⁵ N. K. Pruthi,⁴⁰ M. Przybycien,² J. Putschke,⁶¹ Z. Qin,⁵⁵ H. Qiu,²⁷ A. Quintero,⁵² C. Racz,¹¹ S. K. Radhakrishnan,²⁹ N. Raha,⁶¹ R. L. Ray,⁵⁴ R. Reed,³² H. G. Ritter,³¹ C. W. Robertson,⁴¹ M. Robotkova,^{37,15} J. L. Romero,⁹ M. A. Rosales Aguilar,³⁰ D. Roy,⁴³ P. Roy Chowdhury,⁶⁰ L. Ruan,⁶ A. K. Sahoo,²³ N. R. Sahoo,⁴⁷ H. Sako,⁵⁶ S. Salur,⁴³ S. Sato,⁵⁶ W. B. Schmidke,⁶ N. Schmitz,³³ F.-J. Seck,¹⁶ J. Seger,¹⁴ R. Seto,¹¹ P. Seyboth,³³ N. Shah,²⁵ P. V. Shanmuganathan,⁶ M. Shao,⁴⁵ T. Shao,¹⁹ M. Sharma,²⁸ N. Sharma,²³ R. Sharma,²⁴ S. R. Sharma,²⁴ A. I. Sheikh,²⁹ D. Y. Shen,¹⁹ K. Shen,⁴⁵ S. S. Shi,¹² Y. Shi,⁴⁷ Q. Y. Shou,¹⁹ F. Si,⁴⁵ J. Singh,⁴⁰ S. Singha,²⁷ P. Sinha,²⁴ M. J. Skoby,^{5,41} N. Smirnov,⁶² Y. Söhngen,²⁰ Y. Song,⁶² B. Srivastava,⁴¹ T. D. S. Stanislaus,⁵⁸ M. Stefaniak,³⁸ D. J. Stewart,⁶¹ B. Stringfellow,⁴¹ Y. Su,⁴⁵ A. A. P. Suaide,⁴⁴ M. Sumner,³⁷ C. Sun,⁵⁰ X. Sun,²⁷ Y. Sun,⁴⁵ Y. Sun,²² B. Surrow,⁵² Z. W. Sweger,⁹ P. Szymanski,⁶⁰ A. Tamis,⁶² A. H. Tang,⁶ Z. Tang,⁴⁵ T. Tarnowsky,³⁴ J. H. Thomas,³¹ A. R. Timmins,²¹ D. Tlusty,¹⁴ T. Todoroki,⁵⁶ C. A. Tomkiel,³² S. Trentalange,¹⁰ R. E. Tribble,⁵³ P. Tribedy,⁶ T. Truhlar,¹⁵ B. A. Trzeciak,¹⁵ O. D. Tsai,^{10,6} C. Y. Tsang,^{29,6} Z. Tu,⁶ T. Ullrich,⁶ D. G. Underwood,^{3,58} I. Upsal,⁴² G. Van Buren,⁶ J. Vanek,⁶ I. Vassiliev,¹⁸ V. Verkest,⁶¹ F. Videbæk,⁶ S. A. Voloshin,⁶¹ F. Wang,⁴¹ G. Wang,¹⁰ J. S. Wang,²² X. Wang,⁴⁷ Y. Wang,⁴⁵ Y. Wang,¹² Y. Wang,⁵⁵ Z. Wang,⁴⁷ J. C. Webb,⁶ P. C. Weidenkaff,²⁰ G. D. Westfall,³⁴ D. Wielanek,⁶⁰ H. Wieman,³¹ G. Wilks,¹³ S. W. Wissink,²⁶ R. Witt,⁵⁷ J. Wu,¹² J. Wu,²⁷ X. Wu,¹⁰ Y. Wu,¹¹ B. Xi,⁴⁸ Z. G. Xiao,⁵⁵ W. Xie,⁴¹ H. Xu,²² N. Xu,³¹ Q. H. Xu,⁴⁷ Y. Xu,⁴⁷ Y. Xu,¹² Z. Xu,⁶ Z. Xu,¹⁰ G. Yan,⁴⁷ Z. Yan,⁵⁰ C. Yang,⁴⁷ Q. Yang,⁴⁷ S. Yang,⁴⁶ Y. Yang,³⁶ Z. Ye,⁴² Z. Ye,¹³ L. Yi,⁴⁷ K. Yip,⁶ Y. Yu,⁴⁷ H. Zbroszczyk,⁶⁰ W. Zha,⁴⁵ C. Zhang,⁵⁰ D. Zhang,¹² J. Zhang,⁴⁷ S. Zhang,⁴⁵ X. Zhang,²⁷ Y. Zhang,²⁷ Y. Zhang,⁴⁵ Y. Zhang,¹² Z. J. Zhang,³⁶ Z. Zhang,⁶ Z. Zhang,¹³ F. Zhao,²⁷ J. Zhao,¹⁹ M. Zhao,⁶ C. Zhou,¹⁹ J. Zhou,⁴⁵ S. Zhou,¹² Y. Zhou,¹² X. Zhu,⁵⁵ M. Zurek,³ and M. Zyzak¹⁸

(STAR Collaboration)

¹Abilene Christian University, Abilene, Texas 79699

²AGH University of Science and Technology, FPACS, Cracow 30-059, Poland

³Argonne National Laboratory, Argonne, Illinois 60439

⁴American University of Cairo, New Cairo 11835, New Cairo, Egypt

- ⁵Ball State University, Muncie, Indiana, 47306
- ⁶Brookhaven National Laboratory, Upton, New York 11973
- ⁷University of Calabria & INFN-Cosenza, Italy
- ⁸University of California, Berkeley, California 94720
- ⁹University of California, Davis, California 95616
- ¹⁰University of California, Los Angeles, California 90095
- ¹¹University of California, Riverside, California 92521
- ¹²Central China Normal University, Wuhan, Hubei 430079
- ¹³University of Illinois at Chicago, Chicago, Illinois 60607
- ¹⁴Creighton University, Omaha, Nebraska 68178
- ¹⁵Czech Technical University in Prague, FNSPE, Prague 115 19, Czech Republic
- ¹⁶Technische Universität Darmstadt, Darmstadt 64289, Germany
- ¹⁷ELTE Eötvös Loránd University, Budapest, Hungary H-1117
- ¹⁸Frankfurt Institute for Advanced Studies FIAS, Frankfurt 60438, Germany
- ¹⁹Fudan University, Shanghai, 200433
- ²⁰University of Heidelberg, Heidelberg 69120, Germany
- ²¹University of Houston, Houston, Texas 77204
- ²²Huzhou University, Huzhou, Zhejiang 313000
- ²³Indian Institute of Science Education and Research (IISER), Berhampur 760010, India
- ²⁴Indian Institute of Science Education and Research (IISER) Tirupati, Tirupati 517507, India
- ²⁵Indian Institute Technology, Patna, Bihar 801106, India
- ²⁶Indiana University, Bloomington, Indiana 47408
- ²⁷Institute of Modern Physics, Chinese Academy of Sciences, Lanzhou, Gansu 730000
- ²⁸University of Jammu, Jammu 180001, India
- ²⁹Kent State University, Kent, Ohio 44242
- ³⁰University of Kentucky, Lexington, Kentucky 40506-0055
- ³¹Lawrence Berkeley National Laboratory, Berkeley, California 94720
- ³²Lehigh University, Bethlehem, Pennsylvania 18015
- ³³Max-Planck-Institut für Physik, Munich 80805, Germany
- ³⁴Michigan State University, East Lansing, Michigan 48824
- ³⁵National Institute of Science Education and Research, HBNI, Jatni 752050, India
- ³⁶National Cheng Kung University, Tainan 70101
- ³⁷Nuclear Physics Institute of the CAS, Rez 250 68, Czech Republic
- ³⁸Ohio State University, Columbus, Ohio 43210
- ³⁹Institute of Nuclear Physics PAN, Cracow 31-342, Poland
- ⁴⁰Panjab University, Chandigarh 160014, India
- ⁴¹Purdue University, West Lafayette, Indiana 47907
- ⁴²Rice University, Houston, Texas 77251
- ⁴³Rutgers University, Piscataway, New Jersey 08854
- ⁴⁴Universidade de São Paulo, São Paulo, Brazil 05314-970
- ⁴⁵University of Science and Technology of China, Hefei, Anhui 230026
- ⁴⁶South China Normal University, Guangzhou, Guangdong 510631
- ⁴⁷Shandong University, Qingdao, Shandong 266237
- ⁴⁸Shanghai Institute of Applied Physics, Chinese Academy of Sciences, Shanghai 201800
- ⁴⁹Southern Connecticut State University, New Haven, Connecticut 06515
- ⁵⁰State University of New York, Stony Brook, New York 11794
- ⁵¹Instituto de Alta Investigación, Universidad de Tarapacá, Arica 1000000, Chile
- ⁵²Temple University, Philadelphia, Pennsylvania 19122
- ⁵³Texas A&M University, College Station, Texas 77843
- ⁵⁴University of Texas, Austin, Texas 78712
- ⁵⁵Tsinghua University, Beijing 100084
- ⁵⁶University of Tsukuba, Tsukuba, Ibaraki 305-8571, Japan
- ⁵⁷United States Naval Academy, Annapolis, Maryland 21402
- ⁵⁸Valparaiso University, Valparaiso, Indiana 46383
- ⁵⁹Variable Energy Cyclotron Centre, Kolkata 700064, India
- ⁶⁰Warsaw University of Technology, Warsaw 00-661, Poland
- ⁶¹Wayne State University, Detroit, Michigan 48201
- ⁶²Yale University, New Haven, Connecticut 06520

(Dated: February 3, 2023)

We report on measurements of sequential Υ suppression in Au+Au collisions at $\sqrt{s_{NN}} = 200$ GeV with the STAR detector at the Relativistic Heavy Ion Collider (RHIC) through both the dielectron and dimuon decay channels. In the 0-60% centrality class, the nuclear modification factors (R_{AA}), which quantify the level of yield suppression in heavy-ion collisions compared to $p+p$ collisions, for

$\Upsilon(1S)$ and $\Upsilon(2S)$ are 0.40 ± 0.03 (stat.) ± 0.03 (sys.) ± 0.09 (norm.) and 0.26 ± 0.08 (stat.) ± 0.02 (sys.) ± 0.06 (norm.), respectively, while the upper limit of the $\Upsilon(3S)$ R_{AA} is 0.17 at a 95% confidence level. This provides experimental evidence that the $\Upsilon(3S)$ is significantly more suppressed than the $\Upsilon(1S)$ at RHIC. The level of suppression for $\Upsilon(1S)$ is comparable to that observed at the much higher collision energy at the Large Hadron Collider. These results point to the creation of a medium at RHIC whose temperature is sufficiently high to strongly suppress excited Υ states.

Keywords: STAR, heavy-ion collisions, Υ suppression

A primary goal of the Relativistic Heavy Ion Collider (RHIC) is to create and study the properties of the Quark-Gluon Plasma (QGP) [1–4]. Quantum chromodynamics (QCD) predicts that the confining potential of a heavy quark-antiquark pair is color-screened in the QGP [5], leading to the dissociation of quarkonium states. Such a static dissociation is expected to happen when the quarkonium state size is larger than the Debye screening length of the medium [6], which is inversely proportional to the medium temperature. In addition, dynamical dissociation, arising from inelastic scatterings between quarkonia and medium constituents, can also lead to quarkonium breakup, whose impact becomes more profound with increasing medium temperature and for quarkonia of larger sizes [7–9]. Consequently, quarkonium states of different sizes suffer from different levels of suppression in the QGP (“sequential suppression”) compared to the vacuum expectation [8, 10, 11]. Heavy quarkonia are therefore considered promising probes to study the color deconfinement, in-medium QCD force, and the QGP’s thermodynamic properties [12].

In heavy-ion collisions, sequential suppression of charmonium states has been observed, with the yield of the larger $\psi(2S)$ mesons further reduced compared to J/ψ [13–18]. Compared to charmonia, bottomonia ($\Upsilon(1S)$, $\Upsilon(2S)$, and $\Upsilon(3S)$), with $\Upsilon(1S)$ being the smallest in size and $\Upsilon(3S)$ the biggest, provide a longer lever arm in probing the QGP. According to lattice QCD calculations based on a complex quark-antiquark potential, the span of the dissociation temperature for the three bottomonium states is about a factor of four larger than that for the two charmonium states [8]. Furthermore, bottomonia are considered cleaner probes than charmonia since the regeneration contribution, originating from deconfined heavy quark-antiquark pairs combining into quarkonium states, is expected to be smaller for bottomonia due to the smaller production cross section of $b\bar{b}$ quarks [19, 20]. When interpreting Υ measurements in heavy-ion collisions, Cold Nuclear Matter (CNM) effects, arising from the presence of nuclei in the collision but not related to the QGP, need to be considered [21–23]. The CNM effects can be quantified through measurements of Υ production in d +Au collisions at RHIC [24], which show a hint of suppression for the three Υ states combined.

Sequential suppression of the three Υ states has been observed in Pb+Pb collisions at the LHC [25–27]. In Au+Au collisions at the center-of-mass energy per nucleon-nucleon pair ($\sqrt{s_{NN}}$) of 200 GeV [24] and U+U collisions at $\sqrt{s_{NN}} = 193$ GeV [28] at RHIC, previous

measurements revealed a hint of stronger suppression for $\Upsilon(2S+3S)$ compared to $\Upsilon(1S)$ with a significance of less than 1.5σ . To fully utilize the constraining power of quarkonium sequential suppression on the QGP’s temperature profile and modifications to the QCD force in the QGP [12] at RHIC, differential measurements of ground and excited Υ states separately with improved precision are crucially needed.

In this Letter, we report the latest measurements of the suppression of $\Upsilon(1S)$, $\Upsilon(2S)$ and $\Upsilon(3S)$ production in Au+Au collisions at $\sqrt{s_{NN}} = 200$ GeV. Υ mesons are reconstructed through both dielectron and dimuon decay channels. The suppression is quantified with the nuclear modification factor (R_{AA}), which is the ratio of the quarkonium yield measured in nucleus-nucleus (A+A) collisions to that in p + p collisions, scaled by the average number of binary nucleon-nucleon collisions (N_{coll}). Results are presented as a function of the collision centrality and the Υ transverse momentum (p_T), where central (peripheral) collisions correspond to incoming nuclei most (least) overlapping with each other.

Subsystems of the STAR experiment [29] relevant for this analysis are the Time Projection Chamber (TPC) [30], the Barrel Electromagnetic Calorimeter (BEMC) [31] and the Muon Telescope Detector (MTD) [32, 33]. The TPC is used for track reconstruction and particle identification (PID), while the BEMC and MTD are used for triggering on and identifying electrons and muons, respectively. The TPC and the BEMC have a full azimuthal coverage within the pseudorapidity range of $|\eta| < 1$. The MTD covers about 45% in azimuth within $|\eta| < 0.5$. The $\Upsilon \rightarrow e^+e^-$ analysis is performed on a data set of Au+Au collisions corresponding to an integrated luminosity of 2.3 nb^{-1} , which was collected in 2011 with the BEMC trigger requiring the presence of a single tower with transverse energy deposition above 3.5 GeV. Electrons with $p_T > 3.5 \text{ GeV}/c$ are selected based on their ionization energy loss (dE/dx) measured in the TPC. Cuts on the ratio of energy deposition in BEMC over associated track momentum (E/p), and on the position differences along beam and azimuthal directions between matched BEMC tower and TPC track are applied to further reject hadrons. For the $\Upsilon \rightarrow \mu^+\mu^-$ analysis, a sample of Au+Au collisions, recorded with the MTD dimuon trigger in 2014 and 2016 and corresponding to an integrated luminosity of 27 nb^{-1} , is utilized. The dimuon trigger requires the presence of two muon candidates, identified based on the particles’ flight time, in the MTD. The leading muon is required to have p_T above 4 GeV/ c and the sub-leading above 1.5 GeV/ c . Besides

dE/dx , muon candidates are identified utilizing position and timing information measured by the MTD [33, 34].

A Glauber model simulation is used for centrality classification [35]. The charged-particle multiplicity distribution within $|\eta| < 0.5$ obtained from the simulation is matched to the measured one at large multiplicity values. The average number of participating nucleons (N_{part}) and N_{coll} are calculated for each centrality class, and their uncertainties are evaluated by varying different components of the Glauber model. Data are divided into three centrality bins: 0-10%, 10-30%, and 30-60%, as well as three Υ p_T bins: 0-2 GeV/c, 2-5 GeV/c, and 5-10 GeV/c.

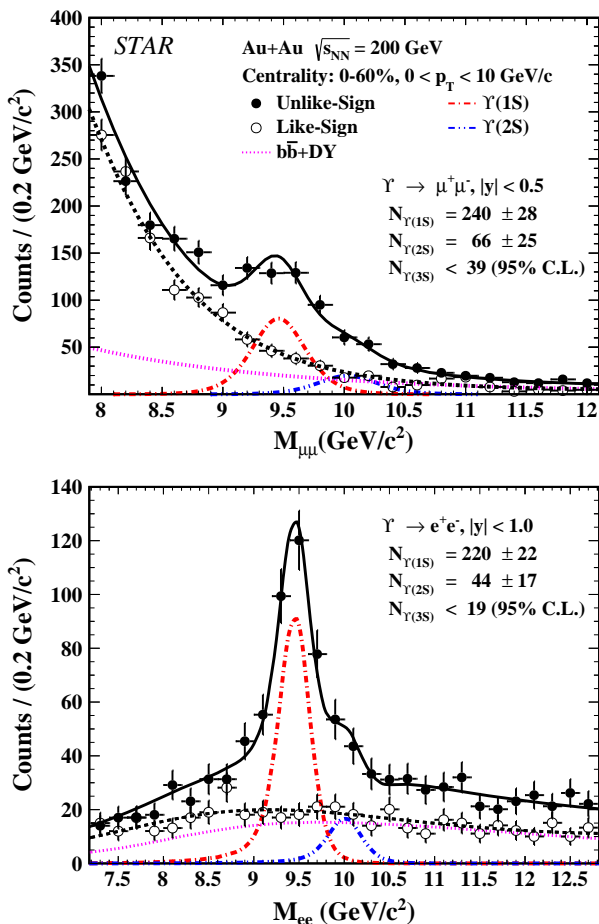


FIG. 1. Invariant mass distributions of Υ candidates for $0 < p_T < 10$ GeV/c reconstructed via the dimuon decay channel within $|y| < 0.5$ (top) and the dielectron decay channel within $|y| < 1$ (bottom). Unlike-sign and like-sign distributions are shown as full and open circles, respectively. Solid lines are fits to the unlike-sign distributions, while lines of other styles represent individual components included in the fit. See more details in the text.

The invariant mass spectra of the Υ candidates are reconstructed via the dimuon decay channel within the rapidity range of $|y| < 0.5$ and via the dielectron decay channel within $|y| < 1$. Figure 1 shows the unlike-

sign lepton-pair distributions (full circles), along with like-sign ones (open circles) which are used for determining the shape and magnitude of the combinatorial background. An unbinned maximum-likelihood fit is performed simultaneously on the unlike-sign and like-sign distributions to obtain the raw yields for the three Υ states. The lineshapes of the Υ mass peaks are determined from GEANT3 simulations [36] of the STAR detector, in which the $\Upsilon \rightarrow \mu^+\mu^-$ or $\Upsilon \rightarrow e^+e^-$ decays are embedded into Au+Au collision events, and reconstructed in the same way as real data. The track momentum resolution in the simulation is further tuned to match the J/ψ width as a function of p_T reconstructed using the same Au+Au data. The $\Upsilon(1S)$ peak widths are 221 MeV/c² and 129 MeV/c² for the dimuon and dielectron decay channels, respectively. The shape of the correlated background from $b\bar{b}$ decays and Drell-Yan processes is determined with PYTHIA6 simulations [37] incorporating realistic detector response, while its yield is left as a free fit parameter. With current statistics, no $\Upsilon(3S)$ signal is observed in either decay channel, and therefore only the upper limits of $\Upsilon(3S)$ yields are estimated with the Feldman-Cousins method [38] at a 95% confidence level.

The TPC acceptance and tracking efficiency are determined based on aforementioned embedding sample. In the $\Upsilon \rightarrow e^+e^-$ analysis, the BEMC trigger efficiency is evaluated using the same embedding sample while the electron PID efficiency is estimated using a pure electron sample from photon conversions in real data. In the $\Upsilon \rightarrow \mu^+\mu^-$ analysis, a pure muon sample from J/ψ decays is used to evaluate the muon PID efficiencies based on dE/dx and the MTD timing information. The embedding sample is used to estimate the additional PID efficiency related to using the MTD position information, and the MTD acceptance. The MTD response efficiency, referring to the probability for a muon to generate a signal in the MTD when hitting its active volume, is obtained from cosmic-ray data [33]. The MTD trigger efficiency, *i.e.* the fraction of muons surviving the trigger cut on the flight time, is evaluated based on the flight time distribution extracted from the $p+p$ data taken in 2015. Since the MTD occupancy is very low even in 0-10% central Au+Au collisions, the multiplicity difference between $p+p$ and Au+Au collisions is irrelevant for this purpose [33].

Several sources of systematic uncertainty are considered. Variations in the signal extraction procedure, including fit range, lineshapes of the mass peaks, combinatorial and residual background shapes, are made and the Root Mean Square (RMS) of these variations is taken as the systematic uncertainty. For the dielectron (dimuon) analysis, the resulting uncertainty ranges between 1.7-4.2% (1.5-4.0%) and 2.1-8.3% (1.7-98%) for $\Upsilon(1S)$ and $\Upsilon(2S)$ in different centrality and p_T bins, and is 2.3 (4.9) in absolute value for $\Upsilon(3S)$ yield integrated over p_T in 0-60% centrality. Another major source of uncertainty arises from efficiency corrections. For efficiencies evalu-

ated based on the embedding sample, their uncertainties are estimated by varying cuts in data analysis and simulation simultaneously, correcting the raw yields, and taking the RMS of the variations in the corrected yield as the uncertainty. For efficiencies evaluated using data-driven methods, statistical errors of the data samples are treated as systematic uncertainties. Uncertainties in MTD response and trigger efficiencies are estimated using the same method as in [33]. The overall efficiency uncertainties apply equally to all three Υ states, and they vary from 3.7% to 19.8% (11.6% to 18.6%) depending on centrality and p_T for the dielectron (dimuon) analysis. Finally, the individual sources are added in quadrature to obtain the total systematic uncertainties for the Υ yields. When combining the dimuon and dielectron results, the TPC tracking efficiency uncertainties are treated as fully correlated while all other uncertainties are uncorrelated.

The reference $\Upsilon(1S+2S+3S)$ production cross section in $p+p$ collisions at the center-of-mass energy (\sqrt{s}) of 200 GeV is $\frac{d\sigma}{dy}|_{|y|<0.5} = 75 \pm 15$ pb, obtained by combining STAR and PHENIX measurements [24, 39, 40]. The cross sections of individual Υ states are calculated based on the total cross section and their yield ratios from world data [41]. To obtain the reference cross sections in different p_T bins, the measured Υ p_T spectra at different collision energies [25, 42–44] are parameterized with the functional form $C \times p_T / (e^{p_T/T} + 1)$ [28], where C is a normalization factor and T is the shape parameter. The dependence of T on $\log(\sqrt{s})$ is fit with both a linear and a power-law function, and the average interpolated T values at $\sqrt{s} = 200$ GeV from the two fits, *i.e.*, 1.40 ± 0.06 GeV/ c and 1.51 ± 0.10 GeV/ c for $\Upsilon(1S)$ and $\Upsilon(2S)$, are obtained. Systematic uncertainties arise from the uncertainties on the measured Υ spectra and the functional form used for interpolation.

The R_{AA} of individual Υ states in Au+Au collisions at $\sqrt{s_{NN}} = 200$ GeV is obtained by combining results from dimuon and dielectron decay channels using the inverse of the quadratic sum of statistical errors and uncorrelated systematic uncertainties as weights, since the results from the two analyses are consistent despite the different rapidity coverages. Similarly, no strong dependence of Υ R_{AA} on rapidity within $|y| < 1$ is observed at the LHC [26].

Figure 2 shows the R_{AA} of $\Upsilon(1S)$ and $\Upsilon(2S)$ as a function of N_{part} in three centrality intervals. The global uncertainties, shown as bands at unity and fully correlated among different Υ states, originate from the relative uncertainties of the reference $p+p$ yields. Both $\Upsilon(1S)$ and $\Upsilon(2S)$ are suppressed in all three centrality intervals with a hint of increasing suppression from the 30-60% to the 0-10% centrality bin, consistent with the expected increasing hot medium effect towards central collisions. In the 0-60% centrality class, the upper limit of the $\Upsilon(3S)$ R_{AA} with a 95% confidence level is estimated to be 0.17. $\Upsilon(3S)$ is significantly more suppressed than $\Upsilon(1S)$, given that even the upper limit of $\Upsilon(3S)$ R_{AA} at a 99% confidence level, *i.e.* 0.26, is still lower than the $\Upsilon(1S)$ R_{AA}

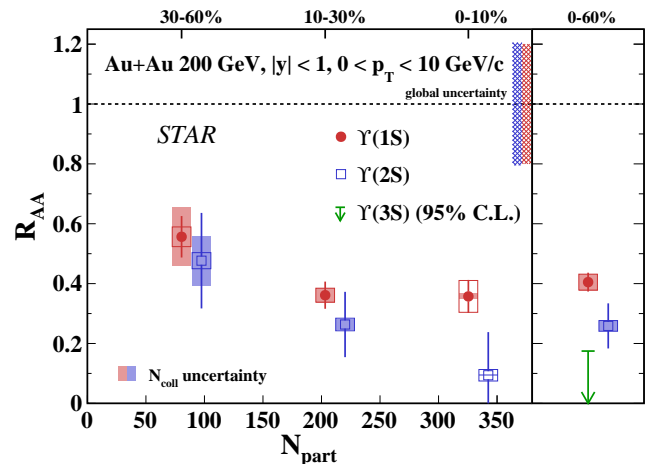


FIG. 2. Left: $\Upsilon(1S)$ (circles) and $\Upsilon(2S)$ (squares) R_{AA} as a function of N_{part} for $p_T < 10$ GeV/ c . Data points for $\Upsilon(2S)$ are displaced horizontally for better visibility. The vertical bars on data points indicate statistical errors, while the systematic uncertainties are shown as boxes. Shaded bands around each marker depict the systematic uncertainties from N_{coll} . The bands at unity indicate the global uncertainties. Right: R_{AA} for various Υ states, including the 95% upper limit for $\Upsilon(3S)$, in 0-60% Au+Au collisions.

of 0.40 ± 0.03 (stat.) ± 0.03 (sys.) ± 0.09 (norm.). Here, the normalization uncertainty includes uncertainties in $p+p$ reference and N_{coll} . A hint is seen that the level of suppression for $\Upsilon(2S)$, whose R_{AA} is 0.26 ± 0.08 (stat.) ± 0.02 (sys.) ± 0.06 (norm.), is between $\Upsilon(1S)$ and $\Upsilon(3S)$. These results are consistent with a sequential suppression pattern, similar to that observed at the LHC [26].

The Au+Au results are compared to similar measurements in Pb+Pb collisions at $\sqrt{s_{NN}} = 5.02$ TeV [26] in Fig. 3. $\Upsilon(1S)$ exhibits a similar magnitude of suppression at the two collision energies that differ by about a factor of 25, while there is a hint that the $\Upsilon(2S)$ might be less suppressed at RHIC in peripheral collisions even though the STAR and CMS measurements are consistent within uncertainties. It is plausible that the suppression of inclusive $\Upsilon(1S)$ arises mainly from the suppression of excited states that feed down to $\Upsilon(1S)$ [45] and the CNM effects [24, 46, 47], while the primordial $\Upsilon(1S)$ are not significantly suppressed in the QGP in both 200 GeV Au+Au and 5.02 TeV Pb+Pb collisions. Figure 3 also shows the comparison between data and two calculations based on Open Quantum System (OQS) plus potential Non-Relativistic QCD (pNRQCD) [48–50] and a transport model [20]. The OQS+pNRQCD model solves a Lindblad equation for the evolution of the quarkonium reduced density matrix using the pNRQCD effective field theory [50]. Correlated regeneration and feed-down contributions from excited states are included, but the CNM effects are not. Systematic uncertainties stem from variations in the transport coefficients suggested by lattice QCD calculations. The transport model employs a temperature-dependent binding energy,

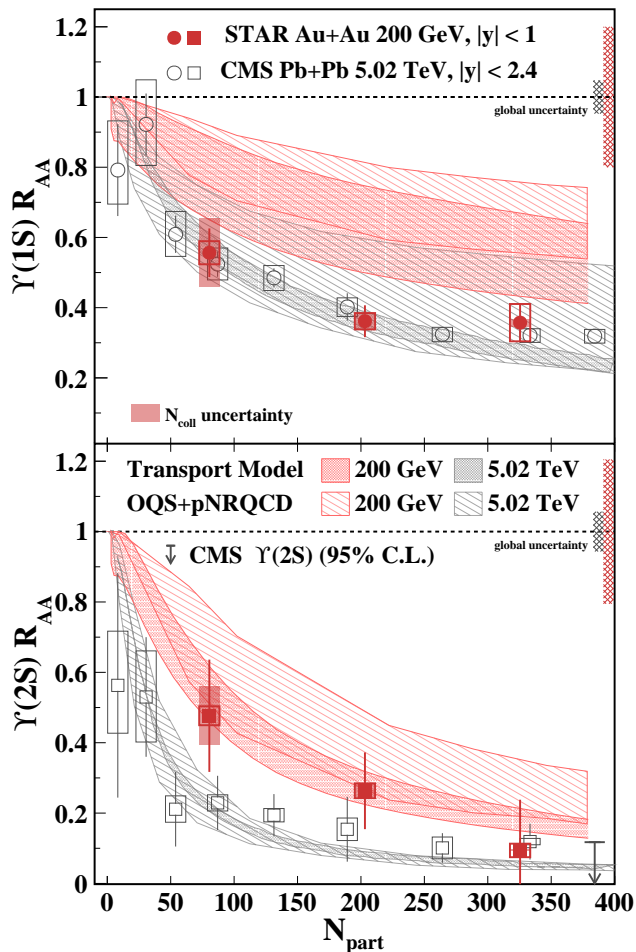


FIG. 3. $\Upsilon(1S)$ (top) and $\Upsilon(2S)$ (bottom) R_{AA} as a function of N_{part} for $p_T < 10$ GeV/c, compared to similar measurements in Pb+Pb collisions at $\sqrt{s_{NN}} = 5.02$ TeV (open symbols), as well as model calculations (bands). The two bands at unity indicate the global uncertainties with the left one for CMS and the right one for STAR.

and uses a kinetic rate equation to simulate the time evolution of bottomonium abundances including dissociation and regeneration contributions. Both feed-down and CNM effects are taken into account, and the model uncertainties arise from the range of CNM effects guided by data [24]. For the $\Upsilon(1S)$ R_{AA} , both models are consistent with the STAR and CMS measurements within uncertainties even though the STAR data seem to be systematically below the model calculations. For $\Upsilon(2S)$, model calculations are also consistent with data.

Figure 4 shows the R_{AA} for $\Upsilon(1S)$ and $\Upsilon(2S)$ as a function of p_T . No significant dependence on p_T is observed. The OQS+pNRQCD and transport model calculations, which predict little p_T dependence, are shown for comparison. The measurements are also compared to a model that uses a set of coupled Boltzmann equations to simultaneously describe the in-medium evolution of heavy quarks and quarkonia in the QGP [51]. It incorporates elastic and inelastic scatterings of heavy quarks

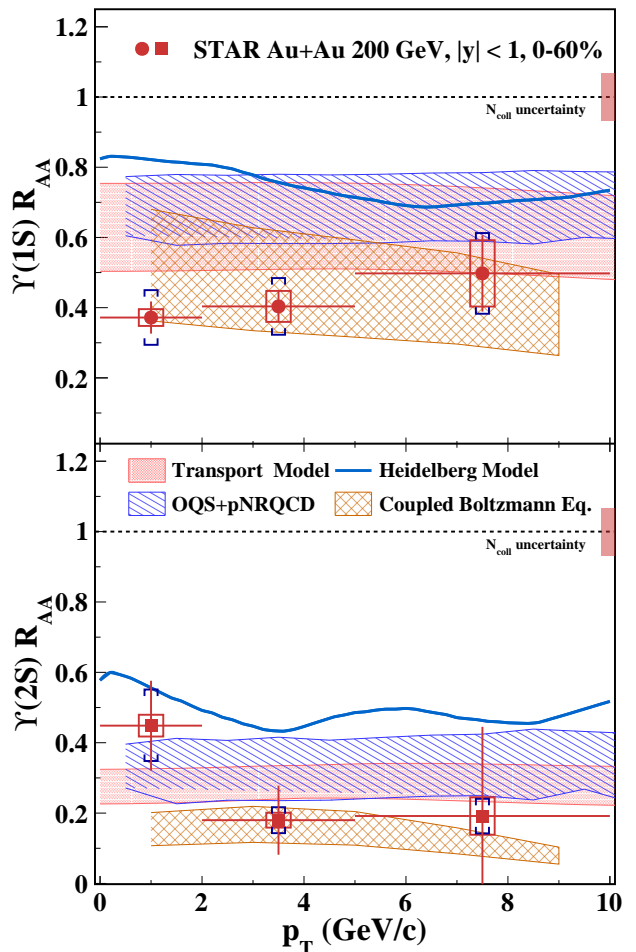


FIG. 4. $\Upsilon(1S)$ (top) and $\Upsilon(2S)$ (bottom) R_{AA} as a function of p_T in the 0-60% centrality class, compared to different model calculations. The boxes and brackets around the data points represent systematic uncertainties from Au+Au analysis and $p+p$ reference, respectively. The band at unity shows the uncertainty in N_{coll} .

with medium constituents, as well as quarkonium dissociation and regeneration. The dominant uncertainty arises from the estimation of CNM effects. The model calculations are consistent with data within uncertainties. The Heidelberg model [52], which includes a QCD-inspired complex potential, an explicit treatment of gluon-induced dissociation and reduced feed-down from higher states, overshoots data, partly due to the lack of CNM effects.

In summary, we report the measurements of Υ production in Au+Au collisions at $\sqrt{s_{NN}} = 200$ GeV via both the dielectron and dimuon decay channels with the STAR experiment. The R_{AA} for $\Upsilon(1S)$ and $\Upsilon(2S)$ is measured as a function of collision centrality and p_T , while an upper limit is derived for the $\Upsilon(3S)$ R_{AA} integrated over centrality and p_T . The results in the 0-60% centrality class are consistent with the sequential suppression pattern, namely that the $\Upsilon(3S)$ is significantly more suppressed than the $\Upsilon(1S)$ and the $\Upsilon(2S)$. R_{AA} lies between those of $\Upsilon(1S)$ and $\Upsilon(3S)$. No clear p_T

dependence of the suppression is observed for $\Upsilon(1S)$ and $\Upsilon(2S)$. The magnitude of the $\Upsilon(1S)$ suppression at RHIC is comparable to that measured at the LHC. Model calculations are consistent with data within the uncertainties, although a larger Υ suppression is predicted at the LHC. Results presented in this paper can help further constrain model calculations on bottomonium suppression in heavy-ion collisions, and improve our understanding of the in-medium heavy quark-antiquark potential and thermodynamic properties of the QGP at RHIC.

We thank the RHIC Operations Group and RCF at BNL, the NERSC Center at LBNL, and the Open Science Grid consortium for providing resources and support. This work was supported in part by the Office of Nuclear Physics within the U.S. DOE Office of Science, the U.S. National Science Foundation, National Natural Sci-

ence Foundation of China, Chinese Academy of Science, the Ministry of Science and Technology of China and the Chinese Ministry of Education, the Higher Education Sprout Project by Ministry of Education at NCKU, the National Research Foundation of Korea, Czech Science Foundation and Ministry of Education, Youth and Sports of the Czech Republic, Hungarian National Research, Development and Innovation Office, New National Excellence Programme of the Hungarian Ministry of Human Capacities, Department of Atomic Energy and Department of Science and Technology of the Government of India, the National Science Centre and WUT ID-UB of Poland, the Ministry of Science, Education and Sports of the Republic of Croatia, German Bundesministerium für Bildung, Wissenschaft, Forschung und Technologie (BMBF), Helmholtz Association, Ministry of Education, Culture, Sports, Science, and Technology (MEXT) and Japan Society for the Promotion of Science (JSPS).

-
- [1] J. Adams, et al. (STAR), Experimental and theoretical challenges in the search for the quark gluon plasma: The STAR Collaboration's critical assessment of the evidence from RHIC collisions, *Nucl. Phys. A* 757 (2005) 102–83.
- [2] K. Adcox, et al. (PHENIX), Formation of dense partonic matter in relativistic nucleus-nucleus collisions at RHIC: Experimental evaluation by the PHENIX collaboration, *Nucl. Phys. A* 757 (2005) 184–283.
- [3] B. Back, et al. (PHOBOS), The PHOBOS perspective on discoveries at RHIC, *Nucl. Phys. A* 757 (2005) 28–101.
- [4] I. Arsene, et al. (BRAHMS), Quark gluon plasma and color glass condensate at RHIC? The Perspective from the BRAHMS experiment, *Nucl. Phys. A* 757 (2005) 1–27.
- [5] T. Matsui, H. Satz, J/ψ Suppression by Quark-Gluon Plasma Formation, *Phys. Lett. B* 178 (1986) 416.
- [6] H. Satz, Color Screening in $SU(N)$ Gauge Theory at Finite Temperature, *Nucl. Phys. A* 418 (1984) 447C–65.
- [7] M. Laine, O. Philipsen, P. Romatschke, M. Tassler, Real-time static potential in hot QCD, *JHEP* 03 (2007) 054.
- [8] Y. Burnier, O. Kaczmarek, A. Rothkopf, Quarkonium at finite temperature: Towards realistic phenomenology from first principles, *JHEP* 12 (2015) 101.
- [9] S. Chen, M. He, Gluo-dissociation of heavy quarkonium in the quark-gluon plasma reexamined, *Phys. Rev. C* 96 (2017) 034901.
- [10] S. Digal, P. Petreczky, H. Satz, Quarkonium feed down and sequential suppression, *Phys. Rev. D* 64 (2001) 094015.
- [11] A. Mocsy, P. Petreczky, Color screening melts quarkonium, *Phys. Rev. Lett.* 99 (2007) 211602.
- [12] A. Rothkopf, Heavy Quarkonium in Extreme Conditions, *Phys. Rept.* 858 (2020) 1–117.
- [13] B. Alessandro, et al. (NA50), ψ -prime production in Pb-Pb collisions at 158-GeV/nucleon, *Eur. Phys. J. C* 49 (2007) 559–67.
- [14] J. Adam, et al. (ALICE), Differential studies of inclusive J/ψ and $\psi(2S)$ production at forward rapidity in Pb-Pb collisions at $\sqrt{s_{NN}} = 2.76$ TeV, *JHEP* 05 (2016) 179.
- [15] A. M. Sirunyan, et al. (CMS), Relative Modification of Prompt $\psi(2S)$ and J/ψ Yields from pp to PbPb Collisions at $\sqrt{s_{NN}} = 5.02$ TeV, *Phys. Rev. Lett.* 118 (2017) 162301.
- [16] A. M. Sirunyan, et al. (CMS), Measurement of prompt and nonprompt charmonium suppression in PbPb collisions at 5.02 TeV, *Eur. Phys. J. C* 78 (2018) 509.
- [17] M. Aaboud, et al. (ATLAS), Prompt and non-prompt J/ψ and $\psi(2S)$ suppression at high transverse momentum in 5.02 TeV Pb+Pb collisions with the ATLAS experiment, *Eur. Phys. J. C* 78 (2018) 762.
- [18] $\psi(2S)$ suppression in Pb-Pb collisions at the LHC, arXiv 2210.08893 (2022).
- [19] X. Zhao, R. Rapp, Charmonium in Medium: From Correlators to Experiment, *Phys. Rev. C* 82 (2010) 064905.
- [20] X. Du, R. Rapp, M. He, Color screening and regeneration of bottomonia in high-energy heavy-ion collisions, *Phys. Rev. C* 96 (2017) 054901.
- [21] E. G. Ferreira, F. Fleuret, J. P. Lansberg, A. Rakoza, Centrality, rapidity and transverse-momentum dependence of cold nuclear matter effects on J/ψ production in dAu, CuCu and AuAu collisions at $\sqrt{s_{NN}} = 200$ GeV, *Phys. Rev. C* 81 (2010) 064911.
- [22] F. Arleo, S. Peigné, Quarkonium suppression in heavy-ion collisions from coherent energy loss in cold nuclear matter, *JHEP* 10 (2014) 073.
- [23] S. Gavin, R. Vogt, Charmonium suppression by Comover scattering in Pb+Pb collisions, *Phys. Rev. Lett.* 78 (1997) 1006–9.
- [24] L. Adamczyk, et al. (STAR), Suppression of Υ production in d+Au and Au+Au collisions at $\sqrt{s_{NN}} = 200$ GeV, *Phys. Lett. B* 735 (2014) 127–37. [Erratum: *Phys. Lett. B* 743, 537–541 (2015)].
- [25] V. Khachatryan, et al. (CMS), Suppression of $\Upsilon(1S)$, $\Upsilon(2S)$ and $\Upsilon(3S)$ production in PbPb collisions at $\sqrt{s_{NN}} = 2.76$ TeV, *Phys. Lett. B* 770 (2017) 357–79.
- [26] A. M. Sirunyan, et al. (CMS), Measurement of nuclear modification factors of $\Upsilon(1S)$, $\Upsilon(2S)$, and $\Upsilon(3S)$ mesons in PbPb collisions at $\sqrt{s_{NN}} = 5.02$ TeV, *Phys. Lett. B* 790 (2019) 270–93.
- [27] S. Acharya, et al. (ALICE), Υ production and nuclear modification at forward rapidity in Pb-Pb collisions at

- $\sqrt{s_{NN}} = 5.02$ TeV, Phys. Lett. B 822 (2021) 136579.
- [28] L. Adamczyk, et al. (STAR), Υ production in U+U collisions at $\sqrt{s_{NN}} = 193$ GeV measured with the STAR experiment, Phys. Rev. C 94 (2016) 064904.
- [29] K. Ackermann, et al. (STAR), STAR detector overview, Nucl. Instrum. Meth. A 499 (2003) 624–32.
- [30] M. Anderson, et al., The Star time projection chamber: A Unique tool for studying high multiplicity events at RHIC, Nucl. Instrum. Meth. A 499 (2003) 659–78.
- [31] M. Beddo, et al. (STAR), The STAR barrel electromagnetic calorimeter, Nucl. Instrum. Meth. A 499 (2003) 725–39.
- [32] L. Ruan, et al., Perspectives of a Midrapidity Dimuon Program at RHIC: A Novel and Compact Muon Telescope Detector, J. Phys. G 36 (2009) 095001.
- [33] J. Adam, et al. (STAR), Measurement of inclusive J/ψ suppression in Au+Au collisions at $\sqrt{s_{NN}} = 200$ GeV through the dimuon channel at STAR, Phys. Lett. B 797 (2019) 134917.
- [34] T. C. Huang, et al., Muon Identification with Muon Telescope Detector at the STAR Experiment, Nucl. Instrum. Meth. A 833 (2016) 88–93.
- [35] M. L. Miller, K. Reygers, S. J. Sanders, P. Steinberg, Glauber modeling in high energy nuclear collisions, Ann. Rev. Nucl. Part. Sci. 57 (2007) 205–43.
- [36] R. Brun, F. Bruyant, M. Maire, A. C. McPherson, P. Zannarini, GEANT3, CERN-DD-EE-84-1 (1987).
- [37] T. Sjostrand, S. Mrenna, P. Z. Skands, PYTHIA 6.4 Physics and Manual, JHEP 05 (2006) 026.
- [38] G. J. Feldman, R. D. Cousins, Unified approach to the classical statistical analysis of small signals, Phys. Rev. D 57 (1998) 3873–89.
- [39] B. Abelev, et al. (STAR), Υ cross section in $p + p$ collisions at $\sqrt{s} = 200$ GeV, Phys. Rev. D 82 (2010) 012004.
- [40] A. Adare, et al. (PHENIX), Measurement of $\Upsilon(1S+2S+3S)$ production in $p + p$ and Au+Au collisions at $\sqrt{s_{NN}} = 200$ GeV, Phys. Rev. C 91 (2015) 024913.
- [41] W. Zha, C. Yang, B. Huang, L. Ruan, S. Yang, Z. Tang, Z. Xu, Systematic study of the experimental measurements on ratios of different Υ states, Phys. Rev. C 88 (2013) 067901.
- [42] L. Y. Zhu, et al. (NuSea), Measurement of Υ Production for $p + p$ and $p + d$ Interactions at 800 GeV/c, Phys. Rev. Lett. 100 (2008) 062301.
- [43] D. Acosta, et al. (CDF), Υ Production and Polarization in $p\bar{p}$ Collisions at $\sqrt{s} = 1.8$ TeV, Phys. Rev. Lett. 88 (2002) 161802.
- [44] S. Chatrchyan, et al. (CMS), Measurement of the $\Upsilon(1S)$, $\Upsilon(2S)$, and $\Upsilon(3S)$ cross sections in pp collisions at $\sqrt{s} = 7$ TeV, Phys. Lett. B 727 (2013) 101–25.
- [45] J.-P. Lansberg, New Observables in Inclusive Production of Quarkonia, Phys. Rept. 889 (2020) 1–106.
- [46] M. Aaboud, et al. (ATLAS), Measurement of quarkonium production in proton–lead and proton–proton collisions at 5.02 TeV with the ATLAS detector, Eur. Phys. J. C 78 (2018) 171.
- [47] A. Tumasyan, et al. (CMS), Nuclear modification of Υ states in pPb collisions at $\sqrt{s_{NN}} = 5.02$ TeV, arXiv 2202.11807 (2022).
- [48] N. Brambilla, M. A. Escobedo, M. Strickland, A. Vairo, P. Vander Griend, J. H. Weber, Bottomonium production in heavy-ion collisions using quantum trajectories: Differential observables and momentum anisotropy, Phys. Rev. D 104 (2021) 094049.
- [49] N. Brambilla, M. A. Escobedo, M. Strickland, A. Vairo, P. Vander Griend, J. H. Weber, Bottomonium suppression in an open quantum system using the quantum trajectories method, JHEP 05 (2021) 136.
- [50] N. Brambilla, M. A. Escobedo, A. Islam, M. Strickland, A. Tiwari, A. Vairo, P. Vander Griend, Heavy quarkonium dynamics at next-to-leading order in the binding energy over temperature, arXiv 2205.10289 (2022).
- [51] X. Yao, W. Ke, Y. Xu, S. A. Bass, B. Müller, Coupled Boltzmann Transport Equations of Heavy Quarks and Quarkonia in Quark-Gluon Plasma, JHEP 01 (2021) 046.
- [52] J. Hoelck, F. Nendzig, G. Wolschin, In-medium Υ suppression and feed-down in UU and PbPb collisions, Phys. Rev. C 95 (2017) 024905.