



# CHORUS

This is the accepted manuscript made available via CHORUS. The article has been published as:

## Suppression of Nonlinear Optical Rogue Wave Formation Using Polarization-Structured Beams

A. Nicholas Black, Saumya Choudhary, E. Samuel Arroyo-Rivera, Hayden Woodworth, and  
Robert W. Boyd

Phys. Rev. Lett. **129**, 133902 — Published 23 September 2022

DOI: [10.1103/PhysRevLett.129.133902](https://doi.org/10.1103/PhysRevLett.129.133902)

# Suppression of Nonlinear Optical Rogue Wave Formation Using Polarization-Structured Beams

A. Nicholas Black,<sup>1</sup> Saumya Choudhary,<sup>2</sup> E. Samuel Arroyo-Rivera,<sup>1</sup> Hayden Woodworth,<sup>2</sup> and Robert W. Boyd<sup>2,3</sup>

<sup>1</sup>*Department of Physics and Astronomy, University of Rochester, Rochester, NY, USA 14627*

<sup>2</sup>*Institute of Optics, University of Rochester, Rochester, NY, USA 14627*

<sup>3</sup>*Department of Physics, University of Ottawa, Ottawa, ON, Canada K1N 6N5*

A nonlinear self-focusing material can amplify random small-amplitude phase modulations present in an optical beam, leading to the formation of amplitude singularities commonly referred to as optical caustics. By imposing polarization structuring on the beam, we demonstrate the suppression of amplitude singularities caused by nonlinear self-phase modulation. Our results are the first to indicate that polarization-structured beams can suppress nonlinear caustic formation in a saturable self-focusing medium and add to the growing understanding of catastrophic self-focusing effects in beams containing polarization structure.

Physical systems governed by wave mechanics are capable of evolving into configurations that concentrate energy into small regions of space. In optics, the concentration of nearly-parallel rays corresponding to different wavefronts into a small area is known as caustic formation [1–4]. A familiar example of this behavior is the pattern of light formed on the bottom of a swimming pool caused by refraction from small waves on the water surface. Caustic formation is a fundamentally linear phenomenon arising from the diffraction of light fields containing random phase perturbations [3, 4]. However, nonlinear self-phase modulation can enhance the formation of caustics from small initial phase perturbations [5, 6] or from a completely smooth beam [7] through counter-self-deflection [8]. In addition to caustic enhancement, self-action effects are responsible for the breakup of laser beams into small-scale filaments [9], the formation of nondiffracting beams known as spatial solitons [10–12], and the creation of optical phase singularities [13, 14]. The dynamical equations governing the motion of ocean waves also contain a self-phase modulation term that leads to the formation of rogue waves [15].

Optical communications [16], remote sensing, and lightning strike control [17–20] are a few technologies that rely upon a careful understanding of the interplay between linear and nonlinear propagation effects. Encoding information in the orbital angular momentum (OAM) of light is a promising way to increase the information capacity of optical communication channels [21–24]. However, the amplification of azimuthal modulation instabilities cause OAM beams to break up during nonlinear propagation [25–27]. Beams carrying a space-varying polarization have been suggested as an alternative encoding scheme [28] that follows an algebra similar to the Poincaré sphere formalism for plane wave polarization [29]. Such beams are typically referred to as polarization-structured beams. As an added benefit, certain polarization-structured beams form the

normal-mode basis of optical fiber waveguides [29–31].

Polarization-structured beams are solutions to the vector paraxial wave equation and can be categorized by the number of polarization states represented in their cross section. Radially and azimuthally polarized beams, typically called *vector vortex* beams [32], trace a path on the Poincaré sphere, parameterized by the azimuthal angle in the beam’s cross-section. Another class of beams, known as *full-Poincaré* (FP) beams, sweep out the entire surface area of the Poincaré sphere, parameterized by both the radial and azimuthal location in the beam [33]. Examples of FP beams include *lemon*, *star*, and *monster* topologies [34]. There is a final class of beams involving partially polarized light, referred to here as *volumetrically-full Poincaré* beams, that sweep out the entire volume of the Poincaré sphere, parameterized by radial, azimuthal, and axial position in the beam [35].

Recent theoretical [36] and experimental [37] results have shown that vector vortex and FP beams are less prone to self-focusing and nonlinear beam breakup, with FP beams being the most resistant. FP beams are also less prone to linear beam breakup caused by atmospheric turbulence [38]. Conversely, certain polarization-structured beams formed from Hermite-Gauss modes are more susceptible to nonlinear collapse but in a predictable way that is stable against random phase modulations [39, 40]. These beams, sometimes referred to as hybrid vector beams, are the polarization-structured analog of necklace beams [41], which are known to have stable propagation in nonlinear self-focusing media.

In this Letter, we show through both experiment and simulation that FP beams are less likely to develop caustics upon nonlinear propagation compared to a uniformly polarized Gaussian beam and to a uniformly polarized beam with the same intensity structure as FP beams. We study this suppression of nonlinear caustic formation in a saturable, nonlinear self-focusing medium. These findings add to the growing understanding of rogue phenomena and are the first to address nonlinear caustic

formation in polarization-structured beams.

## BACKGROUND

Fully coherent polarization-structured beams can be decomposed into a superposition of orthogonally polarized transverse spatial modes,

$$\mathbf{E}(\rho, \phi, z, t) = [E_a(\rho, \phi, z)\mathbf{e}_a + E_b(\rho, \phi, z)\mathbf{e}_b]e^{-i\omega t}, \quad (1)$$

where  $\mathbf{e}_a$  and  $\mathbf{e}_b$  are (generally complex) orthogonal unit vectors. The inseparability of polarization and spatial mode in Eq. (1) has been the subject of investigations and debate about its connection with measures of quantum entanglement [42, 43], though it describes a purely classical beam. Because the orthogonally polarized modes in Eq. (1) do not interfere with each other, some have suggested this as the reason for polarization-structured beams' stability against beam breakup [38, 44]. For lemon and star beams,  $E_a$  and  $E_b$  are the Laguerre-Gauss modes  $LG_{0,0}(\rho, \phi, z)$  and  $LG_{0,\pm 1}(\rho, \phi, z)$ , respectively. The first subscript in  $LG_{p,l}$  denotes the radial index and the second denotes the azimuthal index. Lemon and star beams are differentiated by the azimuthal index of the mode  $E_b$ , with a lemon beam having  $l = +1$  and a star beam having  $l = -1$ .

The nonlinear propagation of beams described by Eq. (1) can be modeled using coupled-mode Helmholtz equations [9, 45, 46],

$$\begin{aligned} \nabla^2 E_a &= -k_0^2(1 + \chi_a)E_a \\ \nabla^2 E_b &= -k_0^2(1 + \chi_b)E_b, \end{aligned} \quad (2)$$

where

$$\chi_i = \chi^{(1)} + \frac{8n_0\epsilon_0cn_2}{3} \frac{|E_i|^2 + \mu|E_j|^2}{1 + \sigma(|E_i|^2 + \mu|E_j|^2)}, \quad (3)$$

for  $i \neq j$ . In Eqs. (2) and (3),  $k_0$  is the free-space wave number,  $\chi^{(1)}$  is the linear susceptibility,  $n_0$  is the linear refractive index, and  $n_2$  is the intensity-dependent refractive index.

Equation (3) is a commonly used phenomenological model of cross-phase modulation in a saturable medium [37, 39, 47–49]. The cross-coupling coefficient,  $\mu$ , varies depending upon the nonlinear material under consideration. For atomic vapor, the specific atomic level system under consideration dictates the value of  $\mu$  [50] and can even lead to the arrest of self-focusing under conditions of coherent population trapping [51]. The saturation coefficient,  $\sigma$ , is proportional to the inverse of the saturation intensity. The experimental configuration shown in Fig. 1 is well described by  $n_0 = 1 - 6 \times 10^{-5}$ ,  $n_2 = 1.5 \times 10^{-10} \text{ m}^2/\text{W}$  [52],  $\mu = 0.3$ , and  $\sigma = 3.9 \times 10^{-9} \text{ m}^2/V^2$ . All values except  $\mu$  and  $\sigma$  were obtained by

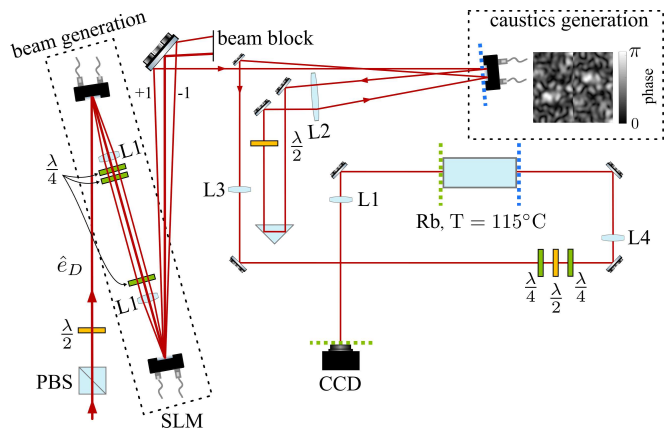


FIG. 1. The experimental setup for measuring spatially resolved intensity statistics. A diagonally polarized narrow-linewidth laser beam (+0.6 GHz above the  $^{87}\text{Rb}$   $D_2$   $F = 1 \rightarrow F' = 2$  transition) enters a system of two spatial light modulators (SLM) capable of generating any fully coherent polarization-structured beam (beam generation). Each SLM acts upon a different orthogonal polarization component of the beam, and the face of the first SLM is imaged onto the face of the second using a  $4f$  system. A third SLM divided into two regions, imparts the same spatially random phase to each polarization component of the beam. The face of the third SLM (dotted blue line) is imaged onto the entrance facet of a 7.5 cm-long Rb cell using a Keplerian telescope with a magnification of  $-3/4$  (L3 and L4). The polarization is transformed to the circular basis using a series of half- and quarter-wave plates ( $\lambda/2$  and  $\lambda/4$ , respectively). The output facet of the Rb cell (dotted green line) is imaged onto a CCD camera (CCD) to collect pixel intensity statistics. The lens focal lengths are  $f = 20$  cm (L1),  $f = 30$  cm (L2),  $f = 1$  m (L3),  $f = 75$  cm (L4); polarizing beamsplitter (PBS).

considering the particular two-level transition described in Fig. 1 [9, 53].  $\mu$  and  $\sigma$  were obtained by qualitatively matching the simulation of Eq. 2 with experiment results.

From the right-hand-side of Eqs. (2) and (3) it is clear that the refractive index experienced by one mode is influenced by the intensity profile of the other mode [54]. The resulting cross-coupling behavior [55] leads to the modification of the self-focusing distance of the composite beam, as mentioned in Refs. [36, 39, 40]. In the absence of cross-coupling ( $\mu = 0$ ), the intensity-dependent susceptibility on the right-hand-side of Eqs. (2) leads to the enhancement of caustic formation through either self-focusing [5, 6, 9] or counter-self-deflection [7].

The spatially resolved intensity statistics of beams undergoing breakup can be modeled by the following probability density function [6],

$$p(I) = Ne^{-\zeta(\frac{I}{\gamma})^\gamma}, \quad (4)$$

where  $N$  is a normalization coefficient,  $\zeta$  describes the width of the distribution,  $\gamma$  describes the tails of the distribution, and  $I$  is the intensity at each transverse

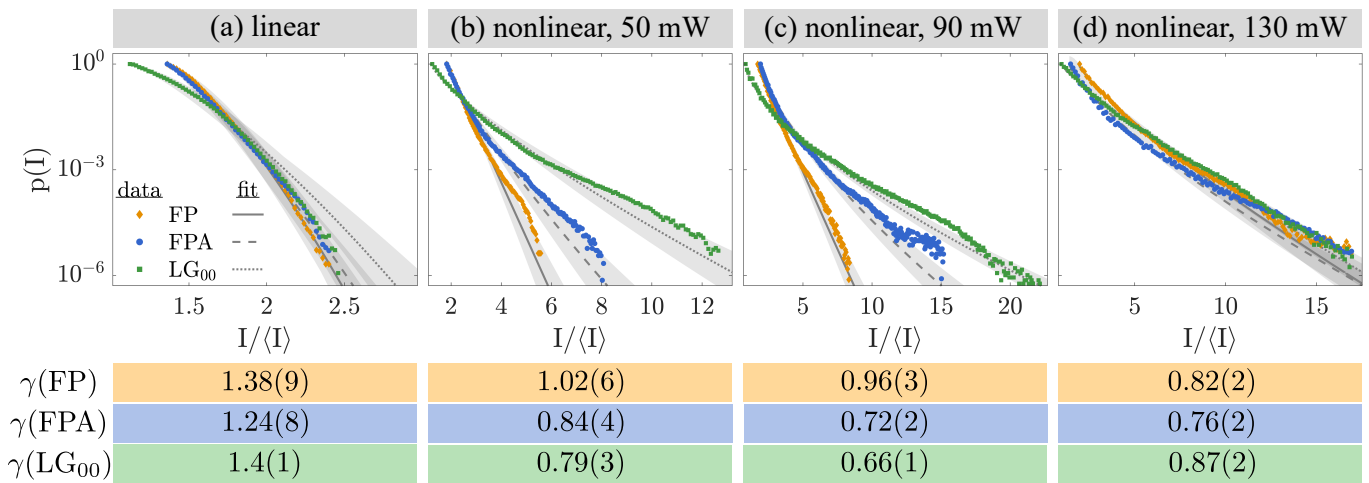


FIG. 2. The experimentally obtained intensity statistics of FP (orange diamonds), FPA (blue circles), and  $\text{LG}_{0,0}$  (green squares) beams after (a) linear and (b,c,d) nonlinear propagation. The solid, dashed, and dotted lines are Eq. (4) fitted to the FP, FPA, and  $\text{LG}_{0,0}$  data, respectively. The value of  $\gamma$  obtained from fitting Eq. (4) to each dataset is shown at the bottom of the figure. The shaded area indicates the one standard deviation uncertainty in the fits. Under linear propagation, all beams have very similar intensity statistics that display no caustic formation. Under nonlinear propagation, the uniformly polarized  $\text{LG}_{0,0}$  and FPA beams begin to display caustic formation that increases with increasing beam power (b and c). For the same beam powers, the polarization-structured FP beam maintains exponential intensity statistics with no caustics present. The suppression of caustics afforded by the polarization structure of the beam is no longer present at a beam power of 130 mW.

location in the beam. Brackets denote an average over the transverse spatial coordinates. Fully developed speckle patterns follow exponential intensity statistics, corresponding to  $\gamma = 1$  [56]. Upon the development of caustics, intrabeam intensities will begin to follow a long-tailed distribution, characterized by  $0 < \gamma < 1$  [6]. A long-tailed intensity distribution is an indicator of rogue high intensity peaks within the beam, in analogy with rogue ocean waves.

## EXPERIMENT

The experimental setup for generating FP beams and measuring caustic formation is shown in Fig. 1. To generate FP beams, a narrow linewidth ( $\sim 200$  kHz) diagonally polarized Gaussian beam with a radius of  $\sim 5$  mm enters a system of two spatial light modulators (SLM). The first SLM is programmed with a blazed computer-generated hologram (CGH) that encodes an  $\text{LG}_{0,1}$  onto a carrier spatial frequency [57] for the horizontally polarized portion of the beam only. The face of the first SLM is imaged onto the second SLM using a  $4f$  system, and the polarization of the beam is rotated by  $90^\circ$  so that the second SLM acts only on the portion of the beam that did not interact with the first SLM. The second SLM then uses a CGH to encode an  $\text{LG}_{0,0}$  onto a carrier spatial frequency that exactly overlaps with the  $\text{LG}_{0,1}$  created on the first SLM. The radius of the generated beam ( $\sim 1$  mm) is approximately five times smaller than the radius of the input Gaussian beam,

resulting in minimal influence of the underlying Gaussian structure on the generated beam. This scheme can be configured to generate any fully coherent polarization structured beam within the spatial bandwidth of the SLMs.

The generated beam then travels to a third SLM that imprints the same random phase mask on both polarization components of the beam. To do this, the SLM is divided into two regions, and one region is imaged onto the other using a  $4f$  system containing a  $90^\circ$  polarization rotation. Each half of the third SLM contains the same random phase mask up to a reflection about the horizontal and vertical axes to compensate for the coordinate reflection imparted by the intervening  $4f$  system. The correlation length of random phase features in the mask is  $450 \mu\text{m}$ , and the maximum phase shift in the mask is  $\pi$  radians. The face of the third SLM is imaged onto the input facet of an anti-reflection-coated Rb vapor cell using a Keplerian telescope with a magnification of  $-3/4$ , and the polarization of the beam is transformed to the circular basis. Because the two polarization components travel along a common path, they experience a relative optical delay that is negligible compared to their individual coherence lengths ( $\sim 477$  m). Thus, at the input of the vapor cell, the FP beam has a lemon topology with an overall random phase,

$$\mathbf{E}(\rho, \phi, z) = e^{i\phi_{\text{rand}}(\rho, \phi, z)} [\text{LG}_{0,0}\mathbf{e}_L + \text{LG}_{0,1}\mathbf{e}_R] \quad (5)$$

The 7.5 cm-long vapor cell contains natural abundance Rb and is heated to  $115^\circ\text{C}$  to achieve a high number

density of Rb atoms ( $\sim 10^{19}$  atoms/m<sup>3</sup>) in the cell. The laser is blue-detuned to +0.6 GHz above the <sup>87</sup>Rb D<sub>2</sub>  $F = 1 \rightarrow F' = 2$  transition and experiences a self-focusing nonlinearity. At the maximum power used in this experiment (130 mW), the LG<sub>0,0</sub> beam experiences a maximum nonlinear phase shift of  $\sim 2\pi$  rad. The field at the output facet of the Rb cell is then imaged onto a camera to collect pixel intensity statistics. We investigated scenarios where  $n_2$  was less than zero during the undertaking of this experiment but observed no rogue intensity peaks at any power, consistent with Ref. [58].

## RESULTS

Figure 2 shows intensity statistics collected for three different beams: a lemon beam (FP), a uniformly polarized beam with the same intensity structure as a lemon beam (FPA), and a uniformly polarized LG<sub>0,0</sub> beam with the same beam waist as the LG<sub>0,0</sub> component of the FP beam. Each histogram is comprised of pixel intensities from the imaging camera for 500 trials with different random phase masks. The frames from the camera are truncated to include only pixels within a region that contains nonzero intensity when all frames from the 500-trial collection are averaged together. The frame sizes for the FP and FPA trials are similar, but the frame sizes are smaller for the LG<sub>0,0</sub> trials—as expected for the smaller LG<sub>0,0</sub> beam. The pixel intensities are divided by the average intensity observed in all trials. Equation (4) is fit to the tails of the histograms using maximum likelihood estimation to measure the “tailiness” of the intensity distribution. Uncertainties in the fits were obtained through Monte Carlo simulation.

When the beam power is low ( $\sim 4$  mW) and the Rb vapor is at room temperature, the beams propagate linearly through the cell, Fig. 2(a). Under linear propagation, the FP, FPA, and LG<sub>0,0</sub> behave almost identically with no caustic formation present, as indicated by  $\gamma > 1$ . In fact, the beams do not even display speckle pattern statistics under these conditions. In Fig. 2(b) the cell temperature is increased to 115 °C and the beam powers are increased to 50 mW. The LG<sub>0,0</sub> and FPA beams begin to develop long-tailed intensity statistics,  $\gamma < 1$ , indicating the presence of caustics. Under these same conditions, the FP beam displays speckle-pattern statistics. Thus, the tendency of the beam to display nonlinear caustics is seen to be suppressed through use of a polarization-structured beam. As the beam powers are increased to 90 mW, Fig. 2(c), the intensity histograms for the LG<sub>0,0</sub> and FPA beams develop longer tails while the FP beam maintains Gaussian amplitude statistics. At the maximum achievable beam power of our system, 130 mW, all beams display similar long-tailed intensity statistics, Fig. 2(d).

The suppression of caustic enhancement in the

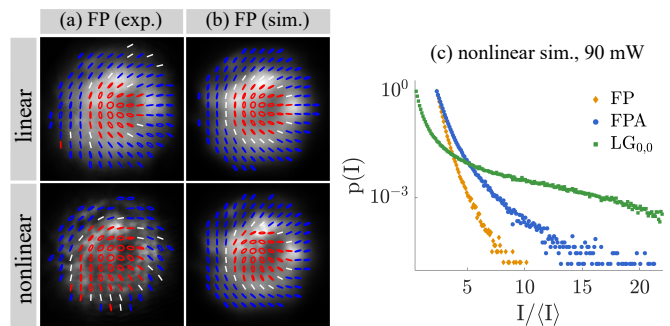


FIG. 3. Comparison of experimental and simulation results for linear and nonlinear propagation at a beam power of 90 mW. The polarization handedness in (a) and (b) is indicated by color, where red, blue, and white indicate left-circular, right-circular, and linear polarization respectively. The same random phase mask is used in (a) and (b). The intensity structure does not change dramatically after linear propagation because the maximum phase of the phase mask is many times smaller than the maximum phase at which caustics usually develop ( $\sim 8\pi$  rad). (top). However, the intensity structure changes dramatically upon nonlinear propagation over the same distance (bottom). Nonetheless, the polarization structure remains similar to the linear result. The polarimetry simulation (b) shows good qualitative agreement with the experimental results (a). (c) In the numerical simulation of nonlinear propagation with 500 different random phase masks, the FP beam has shorter-tailed statistics than either the FPA or LG<sub>0,0</sub> beams, in agreement with experiment (Fig. 2). The random phase masks used in obtaining (c) have the same parameters as those used in experiment.

polarization-structured beam can be attributed to two primary effects. The first is that FP beams can be treated as a mutually incoherent superposition of an LG<sub>0,0</sub> and an LG<sub>0, $\pm 1$</sub>  beam. This leads to the decrease in linear beam breakup from phase perturbations [38] through an effect known as complementary diffraction, as described in Ref. [44]. The second effect contributing to the suppression of nonlinear caustic formation is the cross-phase modulation between the two modes comprising the FP beam. Mutual interaction can stabilize the beam under nonlinear propagation [36, 37, 48]. The suppression of caustic enhancement afforded by polarization structure does not persist at higher powers, as indicated by the results of Fig. 2(d). Furthermore, caustic enhancement also appears to saturate at higher powers because  $\gamma$  has increased for all but the FP beam at 130 mW.

Figure 3 compares the experimentally obtained polarization and intensity structure of the FP beam (Fig. 3(a)) to numerical simulation (Fig. 3(b)) for both linear and nonlinear propagation after the implementation of a random phase mask. The simulation was performed by numerically solving Eqs. (2) using a split-step Fourier method that accounts for

nonparaxiality [46] with a beam power of 90 mW. The simulation results display good qualitative agreement with experiment. Under linear propagation, the intensity structure does not change dramatically because the maximum of the random phase mask ( $\pi$  rad) is small compared with that which typically leads to caustics ( $\sim 8\pi$  rad)[5]. Remarkably, after nonlinear propagation, the lemon polarization topology of the FP beam changes very little, despite the dramatic change in its intensity structure. This is likely due to the fact that the fields in each circular polarization component of the FP beam experience similar nonlinear phase shifts due to the cross-phase terms in Eqs. 2. If the coupling coefficient,  $\mu$ , were equal to unity, the polarization structure would not change at all because both circular polarization components would experience the exact same nonlinear phase. That is, there would be no nonlinear birefringence [45].

In Fig. 3(c) we simulate the intensity statistics of FP, FPA, and LG<sub>0,0</sub> beam after nonlinear propagation for beam powers of 90 mW. The FP beam is the least likely to develop rogue intensity peaks and the LG<sub>0,0</sub> is the most likely to develop rogue intensity peaks, in agreement with experiment. Compared with experiment, the FP beam has slightly longer-tailed statistics in simulation. This is likely due to small differences in the intensity structure of the beam in experiment and simulation. Nonetheless, the model of Eqs. (2) and (3) describe the experimental results quite well.

## CONCLUSION

We have shown that a full-Poincaré lemon beam is less susceptible to developing caustics upon propagation through a saturable, nonlinear self-focusing medium than either a uniformly polarized beam with the same intensity structure or a uniformly polarized LG<sub>0,0</sub> beam with the same waist as the LG<sub>0,0</sub> component of the lemon beam. We simulate our experiment by numerically solving coupled-mode Helmholtz equations for a beam propagating through a saturable self-focusing medium and obtain good agreement with experiment. Our results add to the growing understanding of rogue behavior [5, 6], and they bear upon the use of polarization-structured beams to control nonlinear self-focusing processes in remote sensing [17, 19, 20], optical communications [31], and laser engineering [59]. The extent to which polarization structure is maintained during nonlinear self-focusing warrants further study. Such investigations would extend the field of singular optics into the nonlinear domain [34, 60], potentially revealing topologically protected quantities that could be used for information transfer.

We would like to acknowledge fruitful discussions with Giulia Marcucci and Jerry Kuper. We thank Aku

Antikainen for proofreading our simulation code and correcting a minor bug. This work was supported by the US Office of Naval Research under awards N00014-19-1-2247 and MURI N00014-20-1-2558.

- 
- [1] V. I. Arnol'd, Critical points of smooth functions and their normal forms, *Russ. Math. Surv.* **30**, 1 (1975).
  - [2] R. Thom, *Structural Stability and Morphogenesis* (W. A. Benjamin, Inc., Reading, MA, 1975) Chap. 5.
  - [3] M. Berry and C. Upstill, IV Catastrophe Optics: Morphologies of caustics and their diffraction patterns (Elsevier, 1980) pp. 257–346.
  - [4] M. Born and E. Wolf, *Principles of Optics* (Cambridge University Press, Cambridge, UK, 1999) Chap. 3, pp. 136–138.
  - [5] A. Safari, R. Fickler, M. J. Padgett, and R. W. Boyd, Generation of caustics and rogue waves from nonlinear instability, *Phys. Rev. Lett.* **119**, 203901 (2017).
  - [6] D. Pierangeli, F. Di Mei, C. Conti, A. J. Agranat, and E. DelRe, Spatial rogue waves in photorefractive ferroelectrics, *Phys. Rev. Lett.* **115**, 093901 (2015).
  - [7] A. M. Deykoon, M. S. Soskin, and G. A. Swartzlander, Nonlinear optical catastrophe from a smooth initial beam, *Opt. Lett.* **24**, 1224 (1999).
  - [8] G. A. Swartzlander and A. E. Kaplan, Self-deflection of laser beams in a thin nonlinear film, *J. Opt. Soc. Am. B* **5**, 765 (1988).
  - [9] R. W. Boyd, *Nonlinear optics*, fourth edition. ed. (Academic Press is an imprint of Elsevier, San Diego, 2020) Chap. 7, p. 322.
  - [10] R. Y. Chiao, E. Garmire, and C. H. Townes, Self-trapping of optical beams, *Phys. Rev. Lett.* **13**, 479 (1964).
  - [11] G. A. Swartzlander and C. T. Law, Optical vortex solitons observed in Kerr nonlinear media, *Phys. Rev. Lett.* **69**, 2503 (1992).
  - [12] Z. Chen, M. Segev, and D. N. Christodoulides, Optical spatial solitons: historical overview and recent advances, *Reports on Progress in Physics* **75**, 086401 (2012).
  - [13] T. Ackemann, E. Kriege, and W. Lange, Phase singularities via nonlinear beam propagation in sodium vapor, *Optics Communications* **115**, 339 (1995).
  - [14] L. Kreminskaya, M. Soskin, and A. Khizhnyak, The Gaussian lenses give birth to optical vortices in laser beams, *Optics Communications* **145**, 377 (1998).
  - [15] A. Chabchoub and M. Fink, Time-reversal generation of rogue waves, *Phys. Rev. Lett.* **112**, 124101 (2014).
  - [16] L. G. Wright, Z. Liu, D. A. Nolan, M.-J. Li, D. N. Christodoulides, and F. W. Wise, Self-organized instability in graded-index multimode fibres, *Nature Photonics* **10**, 771 (2016).
  - [17] D. W. Koopman and T. D. Wilkerson, Channeling of an ionizing electrical streamer by a laser beam, *Journal of Applied Physics* **42**, 1883 (1971), <https://doi.org/10.1063/1.166046>.
  - [18] X. M. Zhao, J.-C. Diels, C. Y. Wang, and J. Elizondo, Femtosecond ultraviolet laser pulse induced lightning discharges in gases, *IEEE Journal of Quantum Electronics* **31**, 599 (1995).
  - [19] J. Kasparian *et al.*, White-light filaments for atmospheric analysis, *Science* **301**, 61 (2003),

- <https://www.science.org/doi/pdf/10.1126/science.1085020>.
- [20] T. Produit *et al.*, The laser lightning rod project, *Eur. Phys. J. Appl. Phys.* **93**, 10504 (2021).
- [21] G. Gibson, J. Courtial, M. J. Padgett, M. Vasnetsov, V. Pas'ko, S. M. Barnett, and S. Franke-Arnold, Free-space information transfer using light beams carrying orbital angular momentum, *Opt. Express* **12**, 5448 (2004).
- [22] N. Bozinovic, Y. Yue, Y. Ren, M. Tur, P. Kristensen, H. Huang, A. E. Willner, and S. Ramachandran, Terabit-scale orbital angular momentum mode division multiplexing in fibers, *Science* **340**, 1545 (2013), <https://www.science.org/doi/pdf/10.1126/science.1237861>.
- [23] Y. Yan *et al.*, High-capacity millimetre-wave communications with orbital angular momentum multiplexing, *Nature Communications* **5**, 4876 (2014).
- [24] Y. Zhou, B. Braverman, A. Fyffe, R. Zhang, J. Zhao, A. E. Willner, Z. Shi, and R. W. Boyd, High-fidelity spatial mode transmission through a 1-km-long multimode fiber via vectorial time reversal, *Nature Communications* **12**, 1866 (2021).
- [25] W. J. Firth and D. V. Skryabin, Optical solitons carrying orbital angular momentum, *Phys. Rev. Lett.* **79**, 2450 (1997).
- [26] M. S. Bigelow, P. Zerom, and R. W. Boyd, Breakup of ring beams carrying orbital angular momentum in sodium vapor, *Phys. Rev. Lett.* **92**, 083902 (2004).
- [27] L. T. Vuong, T. D. Grow, A. Ishaaya, A. L. Gaeta, G. W. 't Hooft, E. R. Eliel, and G. Fibich, Collapse of optical vortices, *Phys. Rev. Lett.* **96**, 133901 (2006).
- [28] H. Larocque, A. D'Errico, M. F. Ferrer-Garcia, A. Carmi, E. Cohen, and E. Karimi, Optical framed knots as information carriers, *Nature Communications* **11**, 5119 (2020).
- [29] G. Milione, H. I. Sztul, D. A. Nolan, and R. R. Alfano, Higher-order Poincaré sphere, Stokes parameters, and the angular momentum of light, *Phys. Rev. Lett.* **107**, 053601 (2011).
- [30] S. Ramachandran, P. Kristensen, and M. F. Yan, Generation and propagation of radially polarized beams in optical fibers, *Opt. Lett.* **34**, 2525 (2009).
- [31] A. Sit, R. Fickler, F. Alsaiani, F. Bouchard, H. Larocque, P. Gregg, L. Yan, R. W. Boyd, S. Ramachandran, and E. Karimi, Quantum cryptography with structured photons through a vortex fiber, *Opt. Lett.* **43**, 4108 (2018).
- [32] Q. Zhan, Cylindrical vector beams: from mathematical concepts to applications, *Adv. Opt. Photon.* **1**, 1 (2009).
- [33] A. M. Beckley, T. G. Brown, and M. A. Alonso, Full Poincaré beams, *Opt. Express* **18**, 10777 (2010).
- [34] G. Gbur, *Singular optics*, Series in optics and optoelectronics (CRC Press, Boca Raton, 2017).
- [35] A. M. Beckley, T. G. Brown, and M. A. Alonso, Full Poincaré beams ii: partial polarization, *Opt. Express* **20**, 9357 (2012).
- [36] L. Sá and J. Vieira, Self-focusing of multiple interacting Laguerre-Gauss beams in Kerr media, *Phys. Rev. A* **100**, 013836 (2019).
- [37] F. Bouchard, H. Larocque, A. M. Yao, C. Travis, I. De Leon, A. Rubano, E. Karimi, G.-L. Oppo, and R. W. Boyd, Polarization shaping for control of nonlinear propagation, *Phys. Rev. Lett.* **117**, 233903 (2016).
- [38] Y. Gu, O. Korotkova, and G. Gbur, Scintillation of nonuniformly polarized beams in atmospheric turbulence, *Opt. Lett.* **34**, 2261 (2009).
- [39] S.-M. Li, Y. Li, X.-L. Wang, L.-J. Kong, K. Lou, C. Tu, Y. Tian, and H.-T. Wang, Taming the collapse of optical fields, *Scientific Reports* **2**, 1007 (2012).
- [40] H. Hu, D. Luo, C. Pan, Y. Qin, Y. Zhang, D. Wei, H. Chen, H. Gao, and F. Li, Collapse of hybrid vector beam in Rb atomic vapor, *Opt. Lett.* **46**, 2614 (2021).
- [41] M. Soljačić, S. Sears, and M. Segev, Self-trapping of “necklace” beams in self-focusing Kerr media, *Phys. Rev. Lett.* **81**, 4851 (1998).
- [42] J. H. Eberly, X.-F. Qian, A. A. Qasimi, H. Ali, M. A. Alonso, R. Gutiérrez-Cuevas, B. J. Little, J. C. Howell, T. Malhotra, and A. N. Vamivakas, Quantum and classical optics—emerging links, *Physica Scripta* **91**, 063003 (2016).
- [43] E. Karimi and R. W. Boyd, Classical entanglement?, *Science* **350**, 1172 (2015), <https://www.science.org/doi/pdf/10.1126/science.aad7174>.
- [44] K. Khare, P. Lochab, and P. Senthikumar, *Orbital Angular Momentum States of Light*, 2053-2563 (IOP Publishing, 2020).
- [45] G. Agrawal, *Nonlinear fiber optics*, sixth ed. (Academic Press, London, England, 2019).
- [46] M. D. Feit and J. A. Fleck, Beam nonparaxiality, filament formation, and beam breakup in the self-focusing of optical beams, *J. Opt. Soc. Am. B* **5**, 633 (1988).
- [47] S. V. Manakov, On the theory of two-dimensional stationary self-focusing of electromagnetic waves, *JETP* **38**, 248 (1974).
- [48] M. S. Bigelow, Q.-H. Park, and R. W. Boyd, Stabilization of the propagation of spatial solitons, *Phys. Rev. E* **66**, 046631 (2002).
- [49] J. R. Salgueiro and Y. S. Kivshar, Single- and double-vortex vector solitons in self-focusing nonlinear media, *Phys. Rev. E* **70**, 056613 (2004).
- [50] L. Cheng, Z. Zhang, L. Zhang, D. Ma, G. Yang, T. Dong, and Y. Zhang, Manipulation of a ring-shaped beam via spatial self- and cross-phase modulation at lower intensity, *Phys. Chem. Chem. Phys.* **21**, 7618 (2019).
- [51] M. Jain, A. J. Merriam, A. Kasapi, G. Y. Yin, and S. E. Harris, Elimination of optical self-focusing by population trapping, *Phys. Rev. Lett.* **75**, 4385 (1995).
- [52] C. F. McCormick, D. R. Solli, R. Y. Chiao, and J. M. Hickmann, Saturable nonlinear refraction in hot atomic vapor, *Phys. Rev. A* **69**, 023804 (2004).
- [53] D. Steck, *Rubidium 87 D Line Data* (2021).
- [54] I. Freund, Nonlinear diffraction, *Phys. Rev. Lett.* **21**, 1404 (1968).
- [55] P. K. Vudyasethu, D. J. Starling, and J. C. Howell, All optical waveguiding in a coherent atomic rubidium vapor, *Phys. Rev. Lett.* **102**, 123602 (2009).
- [56] J. W. Goodman, *Speckle Phenomena in Optics* (Society of Photo-Optical Instrumentation Engineers, Bellingham, 2020) Chap. 3, p. 29.
- [57] V. Arrizón, U. Ruiz, R. Carrada, and L. A. González, Pixelated phase computer holograms for the accurate encoding of scalar complex fields, *J. Opt. Soc. Am. A* **24**, 3500 (2007).
- [58] H. Frostig, E. Small, A. Daniel, P. Oulevey, S. Derevyanko, and Y. Silberberg, Focusing light by wavefront shaping through disorder and nonlinearity, *Optica* **4**, 1073 (2017).
- [59] R. H. Jordan and D. G. Hall, Free-space azimuthal paraxial wave equation: the azimuthal Bessel-Gauss

beam solution, [Opt. Lett.](#) **19**, 427 (1994).

[60] M. S. Soskin and M. V. Vasnetsov, Nonlinear singular optics, [Pure Appl. Opt.](#) **7**, 301 (1998).