

This is the accepted manuscript made available via CHORUS. The article has been published as:

High-Harmonic Generation Approaching the Quantum Critical Point of Strongly Correlated Systems

Can Shao, Hantao Lu, Xiao Zhang, Chao Yu, Takami Tohyama, and Ruifeng Lu

Phys. Rev. Lett. **128**, 047401 — Published 25 January 2022

DOI: [10.1103/PhysRevLett.128.047401](https://doi.org/10.1103/PhysRevLett.128.047401)

High-harmonic generation approaching to quantum critical point in strongly correlated systems

Can Shao,¹ Hantao Lu,² Xiao Zhang,³ Chao Yu,⁴ Takami Tohyama,⁵ and Ruifeng Lu^{4,*}

¹*Institute of Ultrafast Optical Physics, Department of Applied Physics & MIIT Key Laboratory of Semiconductor Microstructure and Quantum Sensing, Nanjing University of Science and Technology, Nanjing 210094, China*

²*School of Physical Science and Technology & Key Laboratory for Magnetism and Magnetic Materials of the MoE, Lanzhou University, Lanzhou 730000, China*

³*Institute for Theoretical Solid State Physics, Leibniz IFW Dresden, Helmholtzstr. 20, 01069 Dresden, Germany*

⁴*Institute of Ultrafast Optical Physics, Department of Applied Physics, Nanjing University of Science and Technology, Nanjing 210094, China*

⁵*Department of Applied Physics, Tokyo University of Science, Tokyo 125-8585, Japan*

By employing the exact diagonalization method, we investigate the high-harmonic generation (HHG) of the correlated systems under the strong laser irradiation. For the extended Hubbard model on a periodic chain, HHG close to the quantum critical point (QCP) is more significant compared to two neighboring gapped phases (i.e., charge-density-wave and spin-density wave states), especially in low-frequencies. We confirm that the systems in the vicinity of the QCP are supersensitive to the external field and more optical-transition channels via excited states are responsible for HHG. This feature holds the potential of obtaining high-efficiency harmonics by making use of materials approaching to QCP. Based on two-dimensional Haldane model, we further propose that the even- or odd-order components of generated harmonics can be promisingly regarded as spectral signals to distinguish the topologically ordered phases from locally ordered ones. Our findings in this work pave the way to achieve ultrafast light source from HHG in strongly correlated materials and to study quantum phase transition by nonlinear optics in strong laser fields.

Introduction.— Quantum phase transitions (QPTs) are of extensive interest in condensed matter physics [1, 2] because they happen at zero temperature where the thermal fluctuations vanish and the uncertainty effects in quantum physics are manifested. In a many-body system, phase transition accompanied with the onset of a local order parameter occurs as a result of competing interactions. Experimental detections of QPTs are straightforward, which include conductivity, susceptibility or total magnetization in some spin systems [3, 4]. However, not all order parameters can be measured by such macroscopic measurements and they are not suitable for closer investigations of the quantum critical point (QCP) [5]. Instead, the dynamical response functions such as the frequency-dependent optical conductivity provide an important route to investigate the quantum criticality [6–18]. Due to the destruction of quasiparticles and the corresponding abundance of incoherent excitations in the vicinity of the QCP, the systems are expected to be much more sensitive to external perturbations than in the center of a phase [19, 20], especially on short time scales. Thus, one can expect that nonequilibrium and nonlinear behaviors are relatively active in such systems, which may play a role as promising tools to detect QPT and QCP.

Strong-field-driven dynamics and high-harmonic generation (HHG) are perhaps the most representative examples of nonlinear and nonperturbative optical processes [21, 22], which are widely expected to generate the attosecond light sources and provide new ultrafast imaging methods [23, 24]. HHG has been initially stud-

ied in atomic and molecular gas systems, in which a characteristic plateau with a cut-off energy is well explained by the three-step model [24–29]. Subsequently, HHG observed in ZnO crystal is interpreted by intraband Bloch oscillations [30], and the extended three-step model is proposed [31] and recognized in the community of solid HHG (see [32–35] and references therein). Recently, the studies have also touched on the mechanisms of HHG and the harmonic plateaus in strongly correlated systems [36–39]. It is theoretically proposed that the high-harmonic spectroscopy can be used to time-resolve non-equilibrium many-body dynamics, such as optically driven phase transition [40, 41]. Experimental observation of photoinduced insulator-to-metal phase transition by time-resolved HHG has also been reported in correlated material vanadium dioxide (VO₂) [42].

In this Letter, different from previous explorations on mechanisms or using intensity characteristics to study non-equilibrium dynamics in strongly correlated systems, we shed new light on searching candidate materials for high-efficiency HHG and detecting topological phase transition (in or out of equilibrium) on the basis of even- or odd-order harmonic signals. We first study the ultrafast dynamics of the half-filled extended Hubbard model on the one-dimensional (1D) chain, based on the exact diagonalization (ED) method. Due to the sensibility of system close to QCP that separates two gapped phases, i.e., the spin-density wave (SDW) and charge-density-wave (CDW) states, an enhancement of the HHG intensity can be observed. Meanwhile, the HHG spectroscopy has a good correspondence with the optical conductiv-

ity in equilibrium. This might provide a new insight to explain the HHG plateau and cut-off energy in correlated systems. In two-dimension (2D), a topological phase transition from Chern insulator (CI) to the CDW phase occurs in the interacting Haldane model. Different from that only odd-order components of HHG appear in CDW phase, both odd and even harmonic orders exist in CI phase. This feature can be utilized to detect topological phase transition in or out of equilibrium.

Models and observables.— We consider two models to calculate the HHG: the spinful extended Hubbard model and the spinless Haldane model with nearest-neighbour interactions, both at half filling. The former is defined on a periodic chain, which reads

$$\hat{H} = -t_1 \sum_{\langle i,j \rangle, \sigma} \left(\hat{c}_{i,\sigma}^\dagger \hat{c}_{j,\sigma} + \text{H.c.} \right) + U \sum_i \left(\hat{n}_{i,\uparrow} - \frac{1}{2} \right) \times \left(\hat{n}_{i,\downarrow} - \frac{1}{2} \right) + V \sum_{\langle i,j \rangle} (\hat{n}_i - 1)(\hat{n}_j - 1), \quad (1)$$

where $\hat{c}_{i,\sigma}^\dagger$ ($\hat{c}_{i,\sigma}$) creates (annihilates) an electron at site i with spin $\sigma = \uparrow, \downarrow$, and $\hat{n}_i = \hat{n}_{i,\uparrow} + \hat{n}_{i,\downarrow}$ is the number operator of electrons; t_1 is the hopping constant; U and V are the strengths of the on-site and nearest-neighbor (NN) Coulomb-interactions, respectively. The lattice size is set to be $L = 10$.

On the honeycomb lattice, we study the half-filled spinless Haldane model with repulsive NN interactions:

$$\hat{H} = -t_1 \sum_{\langle i,j \rangle} (\hat{c}_i^\dagger \hat{c}_j + \text{H.c.}) - t_2 \sum_{\langle\langle i,j \rangle\rangle} (e^{i\phi_{ij}} \hat{c}_i^\dagger \hat{c}_j + \text{H.c.}) + V \sum_{\langle i,j \rangle} \hat{n}_i \hat{n}_j. \quad (2)$$

t_1 and t_2 are the NN and next-nearest-neighbor (NNN) hopping constants, respectively. Same as before, V represents the NN interaction strength. A phase $\phi_{ij} = \frac{\pi}{2}$ ($-\frac{\pi}{2}$) in the anticlockwise (clockwise) loops is added to the second hopping term, which breaks the time-reversal symmetry and turns the system to be topologically non-trivial.

We calculate the real part of the optical conductivity in equilibrium, which is given by the Kubo formula:

$$\text{Re } \sigma(\omega) = \frac{\pi}{L} \sum_{m \neq 0} |\langle \psi_m | \hat{J} | \psi_0 \rangle|^2 \delta(\omega + E_m - E_0) \quad (3)$$

where $|\psi_0\rangle$ and $|\psi_m\rangle$ are the ground state and m -th eigenstate, respectively. Eq. (3) only gives the optical conductivity with finite frequency because $m \neq 0$. The delta function is broadened by using a Lorentzian shape with a broadening factor $\eta = 0.1$. The current operator on the 1D chain reads

$$\hat{J} = -it_1 \sum_{\langle i,j \rangle, \sigma} [\hat{c}_{i,\sigma}^\dagger \hat{c}_{j,\sigma} - \text{H.c.}], \quad (4)$$

while on the 2D honeycomb lattice we have

$$\hat{J}_x = -it_1 \sum_{\langle i,j \rangle, \sigma} \mathbf{R}_{ij} \cdot \mathbf{e}_x [\hat{c}_{i,\sigma}^\dagger \hat{c}_{j,\sigma} - \text{H.c.}] - it_2 \sum_{\langle\langle i,j \rangle\rangle, \sigma} \mathbf{R}_{ij} \cdot \mathbf{e}_x [e^{i\phi_{ij}} \hat{c}_{i,\sigma}^\dagger \hat{c}_{j,\sigma} - \text{H.c.}], \quad (5)$$

where $\mathbf{R}_{ij} = \mathbf{R}_j - \mathbf{R}_i$ and the x direction is defined to be along the nearest-neighbour sites.

Out of equilibrium, we adopt the time-dependent Lanczos technique in ED to evolve the many-body wave function, see Supplemental Material [43]. The external electric field during photoirradiation can be included into the Hamiltonian via the Peierls substitution in the hopping terms:

$$\hat{c}_{i,\sigma}^\dagger \hat{c}_{j,\sigma} + \text{H.c.} \rightarrow e^{i\mathbf{A}(t) \cdot (\mathbf{R}_j - \mathbf{R}_i)} \hat{c}_{i,\sigma}^\dagger \hat{c}_{j,\sigma} + \text{H.c.}, \quad (6)$$

where $\mathbf{A}(t) = (A_x(t), A_y(t))$ is the vector potential and

$$A_x(t) = \begin{cases} A_{0,x} e^{-t^2/2t_d^2} \cos(\omega_0 t), & t < 0 \\ A_{0,x} \cos(\omega_0 t), & t \geq 0 \end{cases} \quad (7)$$

$$A_y(t) = \begin{cases} A_{0,y} e^{-t^2/2t_d^2} \sin(\omega_0 t), & t < 0 \\ A_{0,y} \sin(\omega_0 t), & t \geq 0. \end{cases} \quad (8)$$

The parameter t_d controls the width of the Gaussian-like envelope with $t < 0$ and ω_0 is the fundamental frequency of incident light. In the 2D case, we set $A_{0,x} = A_{0,y}$ to simulate the circularly polarized laser, while in the case of 1D chain, we set $A_{0,y} = 0$ ($A_0 = A_{0,x}$) to simulate the linearly polarized one. The time-dependent current density is defined as $\langle j \rangle_t = \langle \psi(t) | \hat{J} | \psi(t) \rangle / L$ or $\langle j_x \rangle_t = \langle \psi(t) | \hat{J}_x | \psi(t) \rangle / A_s$ accordingly, where L is the number of lattice of the chain and A_s is the total area of the honeycomb lattice. We have to stress that the Peierls substitution in Eq. (6) must be also added to the current operator in Eq. (4) and (5) out of equilibrium. The HHG spectrum $|\langle j \rangle_\omega|^2$ is obtained as the modulus square of the Fourier transform of the time-dependent current density $\langle j \rangle_t$ or $\langle j_x \rangle_t$.

In this letter, we use a set of the natural units for the description of electromagnetic field and related quantities, taking the reduced Planck constant \hbar , the elementary charge e , the light velocity c and the lattice constant a_0 to be 1. Meanwhile, t_1 and t_1^{-1} are the units of energy and time, respectively. Taking the relevant material ET-F₂TCNQ as an example, we demonstrate the realistic units of time and energy as well as the feasibility of laser parameters in practical experiments in Supplemental Material [43].

Results.— We set $U = 10.0$ for the 1D extended Hubbard model and the phase transition between SDW and CDW locates at $V \simeq U/2 = 5.0$ [44]. Figure 1 (a) shows the optical conductivity $\text{Re } \sigma(\omega)$ in equilibrium with changing the NN interaction V , where we can observe a minimum optical gap at $V = 5.0$. Such features

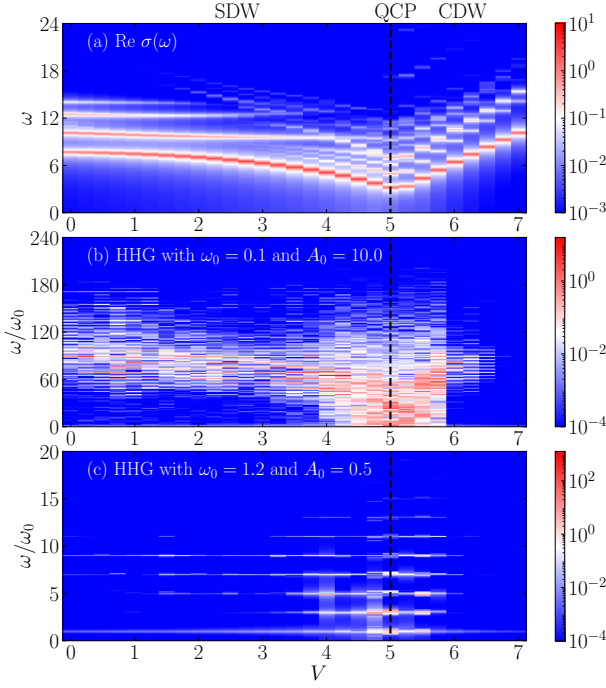


FIG. 1. (a) Contour plots of the optical conductivity $\text{Re } \sigma(\omega)$ as a function of ω and the NN interactions V . Contour plots of HHG spectrum $|\langle j \rangle_\omega|^2$ as a function of ω/ω_0 and V , with $\omega_0 = 0.1$ and $A_0 = 10.0$ in (b) as well as $\omega_0 = 1.2$ and $A_0 = 0.5$ in (c). Other parameters of the Hamiltonian (1) and the external laser are set to be $U = 10.0$ and $t_d = 50.0$.

have also been studied in Ref. [45], together with a minimum of the single-particle gap.

The HHG spectrum $|\langle j \rangle_\omega|^2$ as a function of ω/ω_0 and the interaction V are plotted in Figs. 1 (b) and (c), with $\omega_0 = 0.1$, $A_0 = 10.0$ and $\omega_0 = 1.2$, $A_0 = 0.5$, respectively. Interestingly, there is an obvious enhancement of HHG spectrum approaching to the critical point $V = 5.0$. This can serve as an optical tool to detect the QCP between two insulating phases, which can not be directly measured by the traditional electrical methods. In SDW and CDW phases, the harmonic orders with high intensity of HHG have a very good correspondence with the optical conductivity through multiplied by the fundamental frequency ω_0 . From the definition of Eq. (3), we know that the spectra of optical conductivity are associated with the corresponding excited states that can be connected to the ground state by the current operator. These excited states are called the optically allowed states. The HHG is a kind of nonlinear process with absorbing m multiples of photons and generating laser with frequency m multiples of the incident light. Thus, the integer m strongly depends on the energy difference between the ground state and the optically allowed states, which explains the similarity between the optical conductivity and HHG spectrum. This feature may provide a new way to predict the HHG plateau and cut-off energy in correlated

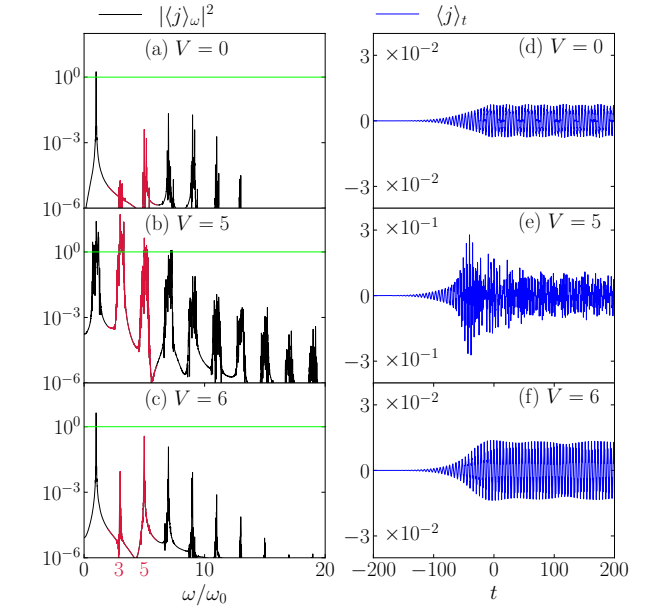


FIG. 2. The HHG spectrum $|\langle j \rangle_\omega|^2$ as a function of ω/ω_0 with $V = 0.0$ (a), $V = 5.0$ (b) and $V = 6.0$ (c). The 3rd and 5th harmonics are plotted in red to emphasize the difference in intensity. Time profiles of $A(t)$ (red lines) and $\langle j \rangle_t$ (blue lines) with $V = 0.0$ (d), $V = 5.0$ (e) and $V = 6.0$ (f). Other parameters of the Hamiltonian (1) and the external laser are set to be $U = 10.0$, $\omega_0 = 1.2$, $A_0 = 0.5$ and $t_d = 50.0$.

materials. Deep in SDW and CDW phases, the generated harmonics (such as the 3rd and 5th orders in Fig. 1 (c)) are suppressed, while they are enhanced when the system becomes closer to QCP, which can be well explained by the flatness of the band structures in SDW and CDW phases (See details in Supplemental Material [43]). We propose that such an intriguing phenomenon could be utilized to generate HHG with higher strength. In addition, the fact that intensity of HHG in CDW phase with larger V becomes more and more weak can be attributed to the rapid increment of the optical gap, i.e., the energy difference between the ground state and the lowest optical allowed excited state.

Now we start to discuss the details of the HHG spectrum and the ultrafast dynamics of 1D extended Hubbard model. We choose $V = 0$ and $V = 6$ in SDW and CDW phase, respectively, and $V = 5$ very close to the critical point to plot $|\langle j \rangle_\omega|^2$ as a function of ω/ω_0 , see Figs. 2 (a), (b) and (c). Parameters of the incident laser are identical to those in Fig. 1 (c). In order to obtain $|\langle j \rangle_\omega|^2$, we do the Fourier transform of $\langle j \rangle_t$ from $t = -300$ to $t = 400$. We observe that all the harmonic components of HHG spectrum locates at $\omega/\omega_0 = 2n + 1$ with $n > 0$ and the lower-order ones (3rd and 5th harmonic order) with $V = 5.0$ are much stronger than those in the other two cases, i.e., $V = 0.0$ and $V = 6.0$. However, one can not clearly observe the sharp peaks of HHG with $V = 5.0$, which we speculate is due to the rapid heating process

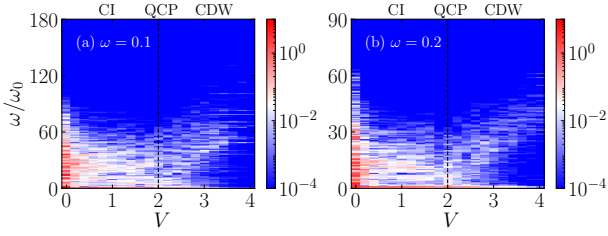


FIG. 3. Contour plots of HHG spectrum $|\langle j \rangle_\omega|^2$ as a function of ω/ω_0 and V , with $\omega_0 = 0.1$ in (a) and $\omega_0 = 0.2$ in (b). Other parameters of the Hamiltonian (2) and the external laser are set to be $t_2 = 0.2$, $A_{0,x} = 10.0$, $A_{0,y} = 10.0$ and $t_d = 50.0$.

near the critical point (the electronic thermalization of this model has been discussed in Ref. [46]). To examine this idea, we plot the time evolution of the current density $\langle j \rangle_t$ in Figs. 2 (d), (e) and (f). We can find a quick and intense current response in the case of $V = 5.0$ with the order of magnitude being 10^{-1} when the light starts to pump in. As the light shining steadily ($t > 0$), an obvious suppression of the current response takes place and irregular current-density oscillations appear in Fig. 2 (e), which are responsible for the indistinguishable peaks in its HHG spectrum. Based on the fact that timescale of the electron-phonon scattering is much larger than that of electron-electron interaction, we thus ignore the energy dissipation from electrons to the phonon bath. The photoinduced energy accumulation leads to the heating of our electronic system and the irregular current oscillations (see more discussions in Supplemental Material [43]). The reference [47] also reported that the peaks of their odd-order harmonics get cleaner by introducing the imaginary potential to phenomenologically depict the dephasing process in the solid HHG.

For the interacting spinless Haldane model (2), the topological phase transition from a Chern insulator (CI) towards a trivial CDW insulator with growing interactions has been studied by Varney et al [48, 49]. Here we adopt the 24A lattice with periodic boundary condition shown in the inset of Fig. 4 (b), which can largely reduce the finite-size effect because of its good symmetry [49]. We set $t_2 = 0.2$ and the QCP locates at $V \approx 2.0$. Contour plots of the HHG spectrum $|\langle j \rangle_\omega|^2$ as a function of ω/ω_0 and V are shown in Figs. 3 (a) and (b), with the incident laser frequency $\omega_0 = 0.1$ and $\omega_0 = 0.2$, respectively. Other parameters of the external circularly polarized laser are set to be $A_{0,x} = 10.0$, $A_{0,y} = 10.0$ and $t_d = 50.0$. Instead of enhancement of HHG close to QCP, we observe a gradually decreasing of the HHG intensity with V increasing. So we speculate this is due to the gapless CI phase and there are already enough low-energy excited states to contribute the harmonic generation in the topological phase. This supports that the topological edge states inside the bulk gap might favor a stronger

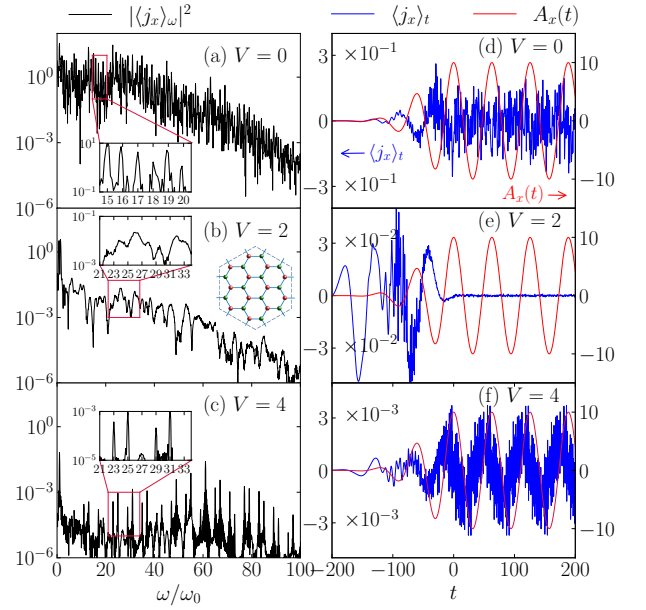


FIG. 4. The HHG spectrum $|\langle j \rangle_\omega|^2$ as a function of ω/ω_0 with $V = 0.0$ (a), $V = 2.0$ (b) and $V = 4.0$ (c). Time profiles of $A_x(t)$ (red lines) and $\langle j_x \rangle_t$ (blue lines) with $V = 0.0$ (d), $V = 2.0$ (e) and $V = 4.0$ (f). Other parameters of the Hamiltonian (2) and the external laser are set to be $t_2 = 0.2$, $\omega_0 = 0.1$, $A_0 = 10.0$ and $t_d = 50.0$.

HHG.

To see more details of the electron dynamics, we show the time-evolution of $\langle j_x \rangle_t$ for different V in the right panel of Fig. 4. With V increasing from 0 to 4, amplitudes of the current-density responses decrease from the order of 10^{-1} to 10^{-3} , as shown in Figs. 4 (d), (e) and (f). This results in a weaker HHG intensity for larger V , as seen in Figs. 4 (a), (b) and (c). Similar to the 1D case, there is an apparent suppression of current response occurring soon after applying the light to system with $V = 2.0$ and the heating process in the 2D case comes more rapidly and completely. By inspecting Figs. 4 (a) and (c) as well as their subplots carefully, we find that there are both odd- and even-order components of HHG when $V = 0$ in the CI phase, while most harmonic order in CDW side are odd numbers with a suppression of the peaks for the number $3 \times (2n + 1)$. Such $3 \times (2n + 1)$ peaks could be observed by adopting another shape of 24-site lattice (see Supplemental Material [43]), but the even-order number peaks can not be revisited by changing shape or lattice size. So we propose that the odd- or even-order components of HHG spectrum can be utilized to distinguish topologically and locally ordered states.

Summary and discussion.— Quantum phase transition and its critical behavior are playing an important role in the field of condensed matter physics. By studying the extended Hubbard model on the periodic chain, we found that the optical-allowed excited states, which

can be measured by optical conductivity in equilibrium, contribute the formation of HHG spectrum. When the system is close to the critical point which separates two gapped phases, more intense HHG especially in low frequencies is observed because there are more optical allowed excited states. Such phenomenon can be reproduced in the same model on a two-leg ladder, see Supplemental Material for more details [43]. For the interacting Haldane model on the honeycomb lattice, enhancement of HHG close to the topological phase transition point is not observed because the original CI phase is gapless. However, the odd- or even-order components of HHG spectrum provide another way to detect the QPT.

The issue remains open about whether the enhancement of HHG intensity can be accessed in ultrafast experiments for some materials. The candidates include the quasi-1D organic Mott insulators of the TCNQ family [50], in particular ET-F₂TCNQ which is widely studied because of the existence of both on-site and NN Coulomb repulsions ($t_1 \sim 0.1$ eV, $U \sim 1$ eV; refs. [51, 52]). In addition, the search can be extended to ladder or 2D materials at half-filling with strong electron correlations, such as Sr_{14-x}Ca_xCu₂₄O₄₁ [53, 54].

C.S. acknowledges support from the National Natural Science Foundation of China (NSFC; Grant No. 12104229). H.L. acknowledges support from NSFC (Grants No. 11874187 and No. 12174168). T.T. is partly supported by CREST, the Japan Science and Technology Agency (Grant No. JPMJCR1661) from Ministry of Education, Culture, Sports, Science, and Technology, Japan. R.F. acknowledges supports from NSFC of China (Grants No. 11974185) and the Natural Science Foundation of Jiangsu Province (Grant No. BK20170032). We would like to thank the referees for inspiring us to connect the laser parameters to experimental condition in reality and deepening our understanding of HHG in correlated systems.

* rflu@njust.edu.cn

- [1] S. Sachdev, *Quantum Phase Transitions*, 2nd ed. (Cambridge University Press, Cambridge, United Kingdom, 2011).
- [2] M. Vojta, *Reports on Progress in Physics* **66**, 2069 (2003).
- [3] A. Osterloh, L. Amico, G. Falci, and R. Fazio, *Nature* **416**, 608 (2002).
- [4] X. Peng, J. Du, and D. Suter, *Phys. Rev. A* **71**, 012307 (2005).
- [5] J. Zhang, X. Peng, N. Rajendran, and D. Suter, *Phys. Rev. Lett.* **100**, 100501 (2008).
- [6] A. Lucas, S. Gazit, D. Podolsky, and W. Witczak-Krempa, *Phys. Rev. Lett.* **118**, 056601 (2017).
- [7] M.-C. Cha, M. P. A. Fisher, S. M. Girvin, M. Wallin, and A. P. Young, *Phys. Rev. B* **44**, 6883 (1991).
- [8] K. Damle and S. Sachdev, *Phys. Rev. B* **56**, 8714 (1997).
- [9] J. Šmakov and E. Sørensen, *Phys. Rev. Lett.* **95**, 180603 (2005).
- [10] W. Witczak-Krempa, P. Ghaemi, T. Senthil, and Y. B. Kim, *Phys. Rev. B* **86**, 245102 (2012).
- [11] R. C. Myers, S. Sachdev, and A. Singh, *Phys. Rev. D* **83**, 066017 (2011).
- [12] W. Witczak-Krempa and S. Sachdev, *Phys. Rev. B* **86**, 235115 (2012).
- [13] W. Witczak-Krempa, E. S. Sørensen, and S. Sachdev, *Nature Physics* **10**, 361 (2014).
- [14] K. Chen, L. Liu, Y. Deng, L. Pollet, and N. Prokof'ev, *Phys. Rev. Lett.* **112**, 030402 (2014).
- [15] S. Gazit, D. Podolsky, A. Auerbach, and D. P. Arovas, *Phys. Rev. B* **88**, 235108 (2013).
- [16] E. Katz, S. Sachdev, E. S. Sørensen, and W. Witczak-Krempa, *Phys. Rev. B* **90**, 245109 (2014).
- [17] S. Gazit, D. Podolsky, and A. Auerbach, *Phys. Rev. Lett.* **113**, 240601 (2014).
- [18] W. Witczak-Krempa and J. Maciejko, *Phys. Rev. Lett.* **116**, 100402 (2016).
- [19] H. T. Quan, Z. Song, X. F. Liu, P. Zanardi, and C. P. Sun, *Phys. Rev. Lett.* **96**, 140604 (2006).
- [20] Z.-G. Yuan, P. Zhang, and S.-S. Li, *Phys. Rev. A* **75**, 012102 (2007).
- [21] T. Brabec and F. Krausz, *Rev. Mod. Phys.* **72**, 545 (2000).
- [22] P. B. Corkum and F. Krausz, *Nature Physics* **3**, 381 (2007).
- [23] A. L. Cavalieri, N. Müller, T. Uphues, V. S. Yakovlev, A. Baltuška, B. Horvath, B. Schmidt, L. Blümel, R. Holzwarth, S. Hendel, M. Drescher, U. Kleineberg, P. M. Echenique, R. Kienberger, F. Krausz, and U. Heinzmann, *Nature* **449**, 1029 (2007).
- [24] F. Krausz and M. Ivanov, *Rev. Mod. Phys.* **81**, 163 (2009).
- [25] P. Agostini and L. F. DiMauro, *Reports on Progress in Physics* **67**, 813 (2004).
- [26] L. Gallmann, C. Cirelli, and U. Keller, *Annual Review of Physical Chemistry* **63**, 447 (2012).
- [27] P. B. Corkum, *Phys. Rev. Lett.* **71**, 1994 (1993).
- [28] M. Lewenstein, P. Balcou, M. Y. Ivanov, A. L'Huillier, and P. B. Corkum, *Phys. Rev. A* **49**, 2117 (1994).
- [29] K. L. Ishikawa and T. Sato, *IEEE Journal of Selected Topics in Quantum Electronics* **21**, 1 (2015).
- [30] S. Ghimire, A. D. DiChiara, E. Sistrunk, P. Agostini, L. F. DiMauro, and D. A. Reis, *Nature Physics* **7**, 138 (2011).
- [31] G. Vampa, C. R. McDonald, G. Orlando, D. D. Klug, P. B. Corkum, and T. Brabec, *Phys. Rev. Lett.* **113**, 073901 (2014).
- [32] S. Y. Kruchinin, F. Krausz, and V. S. Yakovlev, *Rev. Mod. Phys.* **90**, 021002 (2018).
- [33] U. Huttner, M. Kira, and S. W. Koch, *Laser & Photonics Reviews* **11**, 1700049 (2017).
- [34] S. Ghimire and D. A. Reis, *Nature Physics* **15**, 10 (2019).
- [35] C. Yu, S. Jiang, and R. Lu, *Advances in Physics: X* **4**, 1562982 (2019).
- [36] Y. Murakami, M. Eckstein, and P. Werner, *Phys. Rev. Lett.* **121**, 057405 (2018).
- [37] S. Imai, A. Ono, and S. Ishihara, *Phys. Rev. Lett.* **124**, 157404 (2020).
- [38] S. de Vega, J. D. Cox, F. Sols, and F. J. García de Abajo, *Phys. Rev. Research* **2**, 013313 (2020).

- [39] Y. Murakami, S. Takayoshi, A. Koga, and P. Werner, *Phys. Rev. B* **103**, 035110 (2021).
- [40] R. E. F. Silva, I. V. Blinov, A. N. Rubtsov, O. Smirnova, and M. Ivanov, *Nature Photonics* **12**, 266 (2018).
- [41] W. Zhu, B. Fauseweh, A. Chacon, and J.-X. Zhu, *Phys. Rev. B* **103**, 224305 (2021).
- [42] M. R. Bionta, E. Haddad, A. Leblanc, V. Gruson, P. Lassonde, H. Ibrahim, J. Chaillou, N. Émond, M. R. Otto, A. Jiménez-Galán, R. E. F. Silva, M. Ivanov, B. J. Siwick, M. Chaker, and F. Légaré, *Phys. Rev. Research* **3**, 023250 (2021).
- [43] See Supplemental Material for details on (I) Time-dependent Lanczos method (includes Refs. [55, 56]), (II) The realistic units and laser parameters for material ET-F₂TCNQ (includes Refs. [51, 57–61]), (III) Band-structure analysis of the one-dimensional extended Hubbard model, (IV) Analysis of the injected energy in one-dimensional extended Hubbard model, (V) HHG spectrum of the interacting Haldane model on the 24C honeycomb lattice and (VI) HHG spectrum of the extended Hubbard model on a two-leg ladder (includes Ref. [62]).
- [44] S. Ejima and S. Nishimoto, *Phys. Rev. Lett.* **99**, 216403 (2007).
- [45] C. Shao, T. Tohyama, H.-G. Luo, and H. Lu, *Phys. Rev. B* **101**, 045128 (2020).
- [46] C. Shao, T. Tohyama, H.-G. Luo, and H. Lu, *Phys. Rev. B* **99**, 035121 (2019).
- [47] G. Wang and T.-Y. Du, *Phys. Rev. A* **103**, 063109 (2021).
- [48] C. N. Varney, K. Sun, M. Rigol, and V. Galitski, *Phys. Rev. B* **82**, 115125 (2010).
- [49] C. N. Varney, K. Sun, M. Rigol, and V. Galitski, *Phys. Rev. B* **84**, 241105(R) (2011).
- [50] H. Uemura, H. Matsuzaki, Y. Takahashi, T. Hasegawa, and H. Okamoto, *Journal of the Physical Society of Japan* **77**, 113714 (2008).
- [51] S. Wall, D. Brida, S. R. Clark, H. P. Ehrke, D. Jaksch, A. Ardavan, S. Bonora, H. Uemura, Y. Takahashi, T. Hasegawa, H. Okamoto, G. Cerullo, and A. Cavalleri, *Nature Physics* **7**, 114 (2011).
- [52] T. Hasegawa, T. Mochida, R. Kondo, S. Kagoshima, Y. Iwasa, T. Akutagawa, T. Nakamura, and G. Saito, *Phys. Rev. B* **62**, 10059 (2000).
- [53] R. Fukaya, Y. Okimoto, M. Kunitomo, K. Onda, T. Ishikawa, S. Koshihara, H. Hashimoto, S. Ishihara, A. Isayama, H. Yui, and T. Sasagawa, *Nature Communications* **6**, 8519 (2015).
- [54] T. Osafune, N. Motoyama, H. Eisaki, and S. Uchida, *Phys. Rev. Lett.* **78**, 1980 (1997).
- [55] P. Prelovšek and J. Bonča, in *Strongly Correlated Systems-Numerical Methods*, edited by A. Avella and F. Mancini, Springer Series in Solid-State Sciences, Vol. 176 (Springer, Berlin, 2013), pp. 1-30.
- [56] C. Shao, T. Tohyama, H.-G. Luo, and H. Lu, *Phys. Rev. B* **93**, 195144 (2016).
- [57] T. Hasegawa, S. Kagoshima, T. Mochida, S. Sugiura, and Y. Iwasa, *Solid State Commun.* **103**, 489 (1997).
- [58] B. Zaks, R. B. Liu, and M. S. Sherwin, *Nature* **483**, 580 (2012).
- [59] G. Vampa, T. J. Hammond, N. Thiré, B. E. Schmidt, F. Légaré, C. R. McDonald, T. Brabec, and P. B. Corkum, *Nature* **522**, 462 (2015).
- [60] M. Hohenleutner, F. Langer, O. Schubert, M. Knorr, U. Huttner, S. W. Koch, M. Kira, and R. Huber, *Nature* **523**, 572 (2015).
- [61] F. Langer, M. Hohenleutner, C. P. Schmid, C. Poellmann, P. Nagler, T. Korn, C. Schüller, M. S. Sherwin, U. Huttner, J. T. Steiner, S. W. Koch, M. Kira, and R. Huber, *Nature* **533**, 225 (2016).
- [62] M. Vojta, R. E. Hetzel, and R. M. Noack, *Phys. Rev. B* **60**, R8417 (1999).