

This is the accepted manuscript made available via CHORUS. The article has been published as:

Constraints on Axionlike Particles from a Hard X-Ray Observation of Betelgeuse

Mengjiao Xiao, Kerstin M. Perez, Maurizio Giannotti, Oscar Straniero, Alessandro Mirizzi, Brian W. Grefenstette, Brandon M. Roach, and Melania Nynka

Phys. Rev. Lett. **126**, 031101 — Published 21 January 2021

DOI: [10.1103/PhysRevLett.126.031101](https://doi.org/10.1103/PhysRevLett.126.031101)

Constraints on Axion-like Particles from a Hard X-ray Observation of Betelgeuse

Mengjiao Xiao,^{1,*} Kerstin M. Perez,^{1,†} Maurizio Giannotti,^{2,‡} Oscar Straniero,^{3,§} Alessandro Mirizzi,^{4,5,¶} Brian W. Grefenstette,^{6,**} Brandon M. Roach,^{1,††} and Melania Nynka^{7,‡‡}

¹*Department of Physics, Massachusetts Institute of Technology, Cambridge, Massachusetts 02139, USA*

²*Physical Sciences, Barry University, 11300 NE 2nd Ave., Miami Shores, Florida 33161, USA*

³*INAF, Osservatorio Astronomico d'Abruzzo, 64100 Teramo, Italy*

⁴*Dipartimento Interateneo di Fisica “Michelangelo Merlin”, Via Amendola 173, 70126 Bari, Italy*

⁵*Istituto Nazionale di Fisica Nucleare - Sezione di Bari, Via Orabona 4, 70126 Bari, Italy*

⁶*Cahill Center for Astrophysics, 1216 E. California Blvd, California Institute of Technology, Pasadena, California 91125, USA*

⁷*MIT Kavli Institute for Astrophysics and Space Research, 77 Massachusetts Avenue, Cambridge, MA 02139, USA*

(Dated: November 30, 2020)

We use the first observation of Betelgeuse in hard X-rays to perform a novel search for axion-like particles (ALPs). Betelgeuse is not expected to be a standard source of X-rays, but light ALPs produced in the stellar core could be converted back into photons in the Galactic magnetic field, producing a detectable flux that peaks in the hard X-ray band ($E_\gamma > 10$ keV). Using a 50 ks observation of Betelgeuse by the *NuSTAR* satellite telescope, we find no significant excess of events above the expected background. Using models of the regular Galactic magnetic field in the direction of Betelgeuse, we set a 95% C.L. upper limit on the ALP-photon coupling of $g_{a\gamma} < (0.5 - 1.8) \times 10^{-11}$ GeV⁻¹ (depending on magnetic field model) for ALP masses $m_a < (5.5 - 3.5) \times 10^{-11}$ eV.

Introduction.—Axion-like particles (ALPs) are ultralight pseudoscalar bosons with a two-photon vertex $g_{a\gamma}$, predicted by several extensions of the Standard Model (see [1, 2] for a recent review). In the presence of an external magnetic field, the $g_{a\gamma}$ coupling leads to the phenomenon of photon-ALP mixing [3]. This effect is exploited by several ongoing and upcoming ALP search experiments (see [1, 4, 5] for recent reviews).

The photon-ALP coupling would also cause ALPs to be produced in stellar plasmas via the Primakoff process [6]. Therefore astrophysical observations offer unique sensitivity to ALPs. Analyses of the lifetime of helium-burning stars in globular clusters have excluded the couplings $g_{a\gamma} > 6 \times 10^{-11}$ GeV⁻¹ (95% confidence level, C.L.) for $m_a \lesssim 30$ keV [7–9]. This is the strongest bound on the ALP-photon coupling in a wide mass range. A comparable bound, $g_{a\gamma} > 6.6 \times 10^{-11}$ GeV⁻¹ (95% C.L.) for $m_a \lesssim 0.02$ eV, was derived by the CAST experiment, which searches for ALPs produced in the Solar core that are re-converted into X-rays in a large laboratory magnetic field [10].

At lower ALP masses, as shown in Fig. 1, more stringent bounds are derived from supernovae and galaxy cluster observations. A recent reanalysis of the SN 1987A limit, derived from the non-observation of gamma-rays induced by conversion in the Galactic magnetic field of ALPs produced in the supernova core, excludes $g_{a\gamma} > 5.3 \times 10^{-12}$ GeV⁻¹ for $m_a < 4.4 \times 10^{-10}$ eV (95% C.L.) [11]. A search for gamma-ray bursts from extra-galactic supernovae with the Fermi Large Area Telescope (LAT) has yielded a weaker limit, $g_{a\gamma} \lesssim 2.6 \times 10^{-11}$ GeV⁻¹ for ALP masses $m_a \lesssim 3 \times 10^{-10}$ eV [12], under the assumption of at least one supernova occurring in the

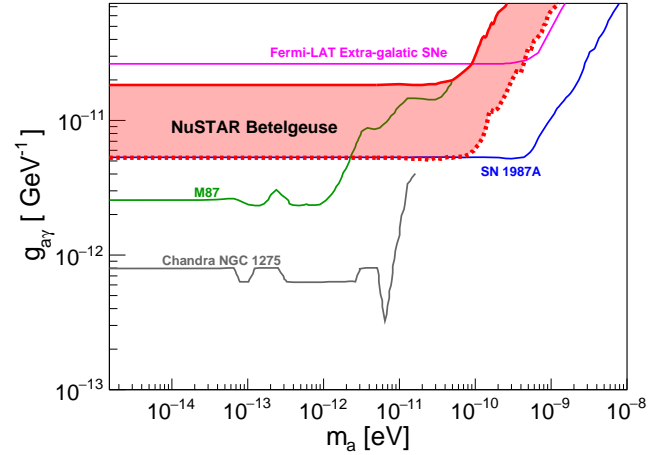


FIG. 1. Astrophysical constraints on the ALP-photon coupling in relation to the Betelgeuse bound from the present work: SN 1987A [11], Fermi-LAT extra-galactic SNe [12], M87 [14], and Chandra NGC 1275 [15].

LAT field of view. However, the SN 1987A bound has been questioned due to uncertainties on the response of the GRS instrument on the SMM satellite [13], and both of these bounds are subject to uncertainties due to the modeling of core-collapse supernovae and Galactic magnetic fields. The most stringent limits to date on low-mass ALPs come from the search for X-ray spectral distortions in the active galactic nucleus NGC 1275 at the center of the Perseus cluster, induced by conversion in the intra-cluster medium. These exclude $g_{a\gamma} > (6 - 8) \times 10^{-13}$ GeV⁻¹ (99.7% C.L.) for $m_a < 10^{-12}$ eV [15]. However, these results could be

weakened by several orders of magnitude if the intra-cluster magnetic field has been mis-modeled [16].

Here, we exploit the fact that Betelgeuse, a nearby red supergiant star, provides an excellent laboratory for ALPs, as proposed in a seminal paper by E. Carlson [17]. Betelgeuse (α Orionis, spectral type M2Iab) is an ideal candidate for ALP searches, as it (i) has a hot core, and thus is potentially a copious producer of ALPs that, after re-conversion in the Galactic magnetic field, produces a photon signal peaked in the hard X -ray range, and (ii) is in region of Hertzsprung-Russel diagram where no stable corona is expected, and thus has essentially zero standard astrophysical X -ray background [18]. This basic idea can be extended to other stellar objects, such as clusters of hot, young stars [19]. Betelgeuse has the additional advantage that it is nearby, at a distance $d \sim 200$ pc [20, 21], and thus in a region of the local magnetic field that is relatively easier to constrain with future observations.

In this work, we use a dedicated observation of Betelgeuse by the *NuSTAR* satellite telescope to derive limits on the ALP-photon coupling $g_{a\gamma} < (0.5 - 1.8) \times 10^{-11} \text{ GeV}^{-1}$ (95% C.L.) for masses $m_a < (5.5 - 3.5) \times 10^{-11} \text{ eV}$ (depending on the assumed value of the regular Galactic magnetic field). We derive a range of ALP spectra expected from Betelgeuse, depending on its precise evolutionary stage. We then derive the expected X -ray spectra after conversion in the regular Galactic magnetic field, and compare to our spectral measurement in the energy range 3–79 keV. For low-mass ALPs, these limits are a factor of ~ 3 deeper than the limits from CAST, and are comparable to the limits expected from next-generation ALP experiments such as ALPS-II [22] and BabyIAXO [23, 24]. They are competitive with the constraints from SN 1987A, though with independent sources of systematic uncertainty. We emphasize that the preponderance of astrophysical exclusions that overlap in this region of $g_{a\gamma} - m_a$ parameter space, each with a separate modeling assumptions and sources of uncertainty, builds confidence in the robustness of these constraints. *ALP and photon fluxes from Betelgeuse.*—In the minimal scenarios, ALPs have only a two-photon coupling, described by the Lagrangian [3]:

$$\mathcal{L}_{a\gamma} = -\frac{1}{4} F_{\mu\nu} \tilde{F}^{\mu\nu} a = \mathbf{E} \cdot \mathbf{B} a. \quad (1)$$

This interaction allows for ALP production in a stellar medium primarily through the Primakoff process, in which thermal photons are converted into ALPs in the electrostatic field of ions, electrons and protons. The ALP production rate via the Primakoff process in a stellar core can be calculated as (see, e.g., [17]),

$$\frac{d\dot{n}_a}{dE} = \frac{g_{a\gamma}^2 \xi^2 T^3 E^2}{8\pi^3 (e^{E/T} - 1)} \left[\left(1 + \frac{\xi^2 T^2}{E^2} \right) \ln \left(1 + \frac{E^2}{\xi^2 T^2} \right) - 1 \right], \quad (2)$$

where E is the photon energy, T the temperature, and $\xi^2 = \kappa^2/4T^2$ with κ the inverse of the screening length, introduced by the finite range of electric field surrounding charged particles in the plasma. Once produced, ALPs can easily escape the star since their mean free path in stellar matter is sufficiently large for the values of mass and coupling we are interested in. The total ALP spectrum can then be obtained by integrating Eq. (2) over the volume of the star, $d\dot{N}_a/dE = \int (d\dot{n}_a/dE) dV$, which can be well parametrized by fitting the stellar model (see Supplementary Material for details).

The ALP spectrum thus depends on the physical structure and chemical evolution of the star. Betelgeuse, due to its relative proximity, has fairly well-constrained observed values of luminosity, effective temperature, and metallicity (see Supplementary Material). However, the time until core-collapse is not well known, and as the temperature and density of the core increase as the star approaches supernova, this introduces significant uncertainty on the predicted ALP spectra. We use the Full Network Stellar evolution code (FuNS [25]) to derive 13 models of the Betelgeuse ALP source spectrum, parametrized by the time until core-collapse, t_{cc} . These range from an optimistic ALP production scenario ($t_{cc} = 1.4 \text{ yr}$) to a conservative ALP flux scenario ($t_{cc} = 1.55 \times 10^5 \text{ yr}$), as shown in Tab. S1.

The interaction in Eq. (1) may also trigger ALP-photon oscillations in external magnetic fields, such as those found in our galaxy, thus producing a detectable X -ray flux. The calculation of the ALP-photon re-conversion probability simplifies if we restrict ourselves to the case in which \mathbf{B} is homogeneous. The magnetic field of the Galaxy is known to change on scales of $\sim 1 \text{ kpc}$, corresponding to the arm and inter-arm regions, and between the Galactic disk and halo [26–28]. Motivated by the relative proximity of Betelgeuse in the Galactic disk, we assume conversion in a homogenous regular magnetic field. Although the magnetic structure of the Galaxy is certainly more complex – including turbulent fields with coherent lengths $\mathcal{O}(200 \text{ pc})$ or smaller [28–30], such as due to supernovae, molecular clouds, and our own Local Bubble – this assumption follows the convention of previous astrophysical bounds, e.g. SN 1987A [11]. This allows for consistent comparison between constraints. A detailed treatment of the effect of magnetic field correlations lengths and amplitudes on the conversion probability is deferred to a later dedicated theoretical study.

In this framework, the differential photon flux per unit energy arriving at Earth is

$$\frac{dN_\gamma}{dEdSdt} = \frac{1}{4\pi d^2} \frac{d\dot{N}_a}{dE} P_{a\gamma}. \quad (3)$$

The ALP-photon conversion probability is [31]:

$$P_{a\gamma} = 8.7 \times 10^{-6} g_{11}^2 \left(\frac{B_T}{1 \mu\text{G}} \right)^2 \left(\frac{d}{197 \text{ pc}} \right)^2 \frac{\sin^2 q}{q^2}, \quad (4)$$

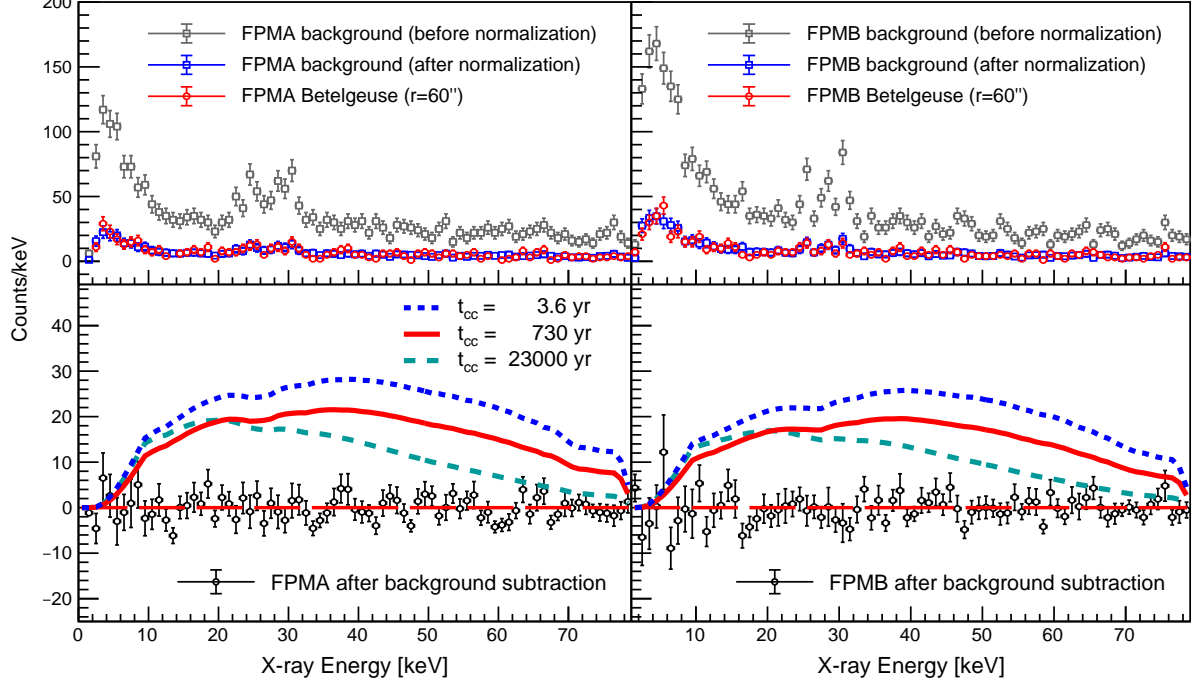


FIG. 2. *Top*: X-ray spectra from FPMA (*left*) and FPMB (*right*) for the Betelgeuse source (red) and background (gray and blue for before and after normalization) regions. The error bars overlaid are the statistic uncertainties (\sqrt{N}). *Bottom*: Source spectra after subtracting the normalized background. The error bars are calculated by Sumw2 with ROOT software [41]. The predicted ALP-produced X-ray spectra assuming transverse magnetic field $B_T = 1.4 \mu\text{G}$, mass $m_a = 10^{-11} \text{ eV}$ and coupling $g_{a\gamma} = 1.5 \times 10^{-11} \text{ GeV}^{-1}$, that would be detected by the *NuSTAR* instrument are overlaid. The stellar model parameters are described in Tab. S1. The spectra are binned to a width of 1 keV, though analysis is performed on unbinned data.

where B_T is the transverse magnetic field, namely its component in the plane normal to the path between Earth and Betelgeuse, q is the momentum transfer, and d is the magnetic field length.

$$q \simeq \left[77 \left(\frac{m_a}{10^{-10} \text{ eV}} \right)^2 - 0.14 \left(\frac{n_e}{0.013 \text{ cm}^{-3}} \right) \right] \times \left(\frac{d}{197 \text{ pc}} \right) \left(\frac{E}{1 \text{ keV}} \right)^{-1}, \quad (5)$$

n_e is the electron density [32]. Practically, the differential photon flux per unit energy arriving at Earth can be numerically calculated by Eq. (S2) where the parameters are fitted with stellar evolution model and listed in Tab. S1. The predicted ALP-photon spectra are illustrated in Fig. S2.

For small values of q (small ALP mass) and our assumed homogenous \mathbf{B} field, the expected ALP flux does not depend strongly on the distance to the source, as the drop in flux with distance is compensated by an increase in the conversion probability (Eq. (4–5)). Thus we ignore any uncertainty due to the distance to Betelgeuse for the small ALP masses considered here. For large q (for large ALP mass), the increase in the conversion probability with the distance is lost because of incoherence effects.

Even within the simplifying assumption of a uniform regular magnetic field, the exact value of the magnetic field in the direction of Betelgeuse introduces a considerable source of uncertainty in our estimate of the X-ray flux. The reported values of the local regular magnetic field, translated to B_T in the direction of Betelgeuse, vary between $0.4 \mu\text{G}$ [27] and $3.0 \mu\text{G}$ [33]. Here we are using $1.4 \mu\text{G}$ [28] as a representative value and $0.4 \mu\text{G}$ and $3.0 \mu\text{G}$ as the lower and upper bound.

Spectral analysis.—The *NuSTAR* observatory [34–37] is the first focusing high-energy X-ray telescope in orbit. Its 3–79 keV energy range is ideal for probing ALP signals from Betelgeuse. *NuSTAR* has two identical co-aligned telescopes, each consisting of an independent optic and focal-plane detector, referred to as FPMA and FPMB. Each telescope subtends a field-of-view of approximately $13' \times 13'$, with a half-power diameter of $\sim 60''$ for a point source near the optical axis.

We use a dedicated *NuSTAR* observation of Betelgeuse taken on 23 August 2019 (ObsID 30501012002). We processed the data using the standard *NuSTAR* data reduction pipeline, NUSTARDAS v1.8.1 distributed in HEASOFT v6.24, and the latest calibration package (CALDB.indx20191219). We used the flags

SAAMODE=OPTIMIZED and TENTACLE=YES to exclude time intervals with elevated instrument backgrounds, coinciding with the telescope passing through the South Atlantic Anomaly (SAA). After this filtering, the total cleaned exposure was 49.2 ks for FPMA, and 48.4 ks for FPMB.

We extract spectra with NUPRODUCTS, using a circular source region of radius $60''$ around the star's equatorial coordinates (RA 88.79293° , Dec. 7.40706°) [38]. We simultaneously extract the instrument response files used to generate the ALP signal spectra that would be observed in this same region, in particular the Auxiliary Response File (ARF) which defines the energy-dependent effective area for this source region, and the Redistribution Matrix File (RMF) which contains the detector quantum efficiency and energy resolution [34].

We extract background spectra from nearby regions, as shown in Fig. S3. These regions are separated from the center of the source region by at least $120''$ in order to ensure that contamination from the source region is below the level of $\mathcal{O}(1\%)$. In addition, we observe a point source near the edge of both FPMs, whose position is consistent with Chandra source CXO J055520.2+072002 [39]. This source is not detected above 10 keV, but to be conservative we choose the background region to be at least $60''$ from this object. The background region is chosen to be on the same detector chip as the source region, in order to properly describe any spatially-varying backgrounds. In particular, the *NuSTAR* instrumental background, including X-ray lines resulting from fluorescence/activation of the instrument materials, is known to vary between detector chips, and the stray light from the cosmic X-ray background varies radially along the detector plane [40]. Our results are robust to alternate choices of background region, as shown in the Supplementary Material.

The observed X-ray spectra for FPMA and FPMB in the source region and background region are shown in top panel of Fig. 2. Both source and background rates are higher for FPMB than for FPMA, due to the higher instrumental background in this detector. The background-subtracted source spectra are shown in the lower panel of Fig. 2. These were prepared by normalizing the background spectra by the area of the source extraction region, following the procedure in NUPRODUCTS. After background subtraction, the source spectrum fluctuates around zero counts. We confirm that our upper limit on the background-subtracted count rate from Betelgeuse is consistent with that measured in soft X-rays (0.3–8 keV) using data from *Chandra* (see the Supplementary Material).

The source spectra after the background subtraction is compared to examples of the predicted X-ray spectra from ALP production, for the case of $B_T = 1.4 \mu\text{G}$, $m_a = 10^{-11} \text{ eV}$ and $g_{a\gamma} = 1.5 \times 10^{-11} \text{ GeV}^{-1}$, also shown in the lower panel of Fig. 2. We numerically calculate the ALP-produced photon spectrum dN_γ/dE_γ that would be

Photon Energy	FPMA		FPMB	
	N_{obs}	N_{bkg}	N_{obs}	N_{bkg}
10–60 keV	313	315.8	352	362.7
10–70 keV	354	359.8	397	406.4
10–79 keV	384	392.7	433	441.2

TABLE I. Observed events in the source region and expected background events, after normalization to the source region area, for FPMA and FPMB.

detected by *NuSTAR* by folding the predicted spectrum from Eq. (S2) through the instrument response files extracted by NUPRODUCTS for this source region.

Data analysis and results.—Based on the predicted number of photons from ALPs (N_{ax}) and the expected number of background events (N_{bkg}) in our source region, we first optimized the energy range used for our analysis by maximizing the figure-of-merit $N_{\text{ax}}/\sqrt{N_{\text{bkg}}}$. This was done before inspecting our source data. Because of the difference in shape for the predicted ALP spectra, we use three different energy ranges: 10–60 keV for the model with $t_{\text{cc}} = 1.55 \times 10^5 \text{ yr}$, 10–70 keV for $t_{\text{cc}} = 6900\text{--}23000 \text{ yr}$, and 10–79 keV for $t_{\text{cc}} = 1.4\text{--}3700 \text{ yr}$. The number of source events (N_{obs}) and expected background events (N_{bkg}) in the optimized energy ranges for FPMA and FPMB are listed in Tab. I. The observed events in Betelgeuse source region are consistent with the expected background events within the statistic uncertainties for both FPMA and FPMB.

To fit the data, an unbinned likelihood function is constructed as [42]

$$\mathcal{L} = \prod_{i=1}^n \mathcal{L}_i \times \prod_{i=1}^n \text{Gauss}(\delta_{\text{bkg}}^i, \sigma_{\text{bkg}}^i), \quad (6)$$

where

$$\begin{aligned} \mathcal{L}_i = & \text{Poisson}(N_{\text{obs}} | N_{\text{exp}}) \\ & \times \prod_{j=1}^{N_{\text{obs}}} \left[\frac{N_{\text{ax}} P_{\text{ax}}(E_\gamma^j)}{N_{\text{exp}}} + \frac{N_{\text{bkg}}(1 + \delta_{\text{bkg}}) P_{\text{bkg}}(E_\gamma^j)}{N_{\text{exp}}} \right] \end{aligned} \quad (7)$$

Here, N_{obs} is the total number of events observed in our source region, and $N_{\text{exp}} = N_{\text{ax}} + N_{\text{bkg}} \cdot (1 + \delta_{\text{bkg}})$ is the total number of events expected in our source region for the case of an ALP signal. $P_{\text{ax}}(E_\gamma)$ is the energy-dependent ALP signal PDF, defined for given m_a , $g_{a\gamma}$, t_{cc} , and B_T (examples are shown in the lower panel of Fig. 2 and Fig. S2). $P_{\text{bkg}}(E_\gamma)$ is the background PDF, obtained by normalizing the background spectrum to the source region size using NUPRODUCTS, as described above. δ_{bkg}

and σ_{bkg} are the nuisance parameter and fractional systematic uncertainty of the background; $\text{Gauss}(\delta_{\text{bkg}}, \sigma_{\text{bkg}})$ is the Gaussian penalty term. Given the statistics of expected background events in the observation region, σ_{bkg} is set at 10% for both FPMA and FPMB, but allowed with independent Gaussian fluctuation.

The standard profile likelihood test statistic [43, 44] is used to derive constraints on the ALP-photon coupling $g_{a\gamma}$. The test statistic q is defined as

$$q(g_{\text{test}}) = \begin{cases} -2 \ln \frac{\mathcal{L}_{\text{max}}(g_{\text{test}}, \hat{\theta})}{\mathcal{L}_{\text{max}}(g_{\text{best}}, \hat{\theta})}, & g_{\text{test}} \geq g_{\text{best}} \\ 0, & g_{\text{test}} < g_{\text{best}} \end{cases} \quad (8)$$

For each choice of m_a , t_{cc} , and B_T , we scan through the ALP-photon coupling g_{test} , and perform two maximum likelihood fits, one with the $g_{a\gamma}$ as its best fit value g_{best} , and the other with $g_{a\gamma}$ fixed at g_{test} . The nuisance parameters are all allowed to vary in both to achieve the best fit. We derive the 95% C.L. upper limit on $g_{a\gamma}$ assuming $q(g_{\text{test}})$ follows a half- χ^2 distribution with a single degree of freedom [43].

The main sources of uncertainty on the ALP signal are the choice of stellar model (t_{cc}) and assumed value of the transverse local Galactic magnetic field strength (B_T). Rather than accounting for these as nuisance parameters in the likelihood function, we derive separate 95% C.L. limits on $g_{a\gamma}$ for each of the 13 stellar models for each of our three assumed values of B_T .

The final 95% C.L. upper limit on $g_{a\gamma}$ is shown in Fig. 3 and Fig. 1. The region labeled in red is excluded by this work while the width of the light red band reflects the uncertainty due to choice of stellar model and B_T . Using our most conservative assumptions ($t_{\text{cc}} = 1.55 \times 10^5$ yr and $B_T = 0.4 \mu\text{G}$), we set an upper limit of $g_{a\gamma} < 1.8 \times 10^{-11} \text{ GeV}^{-1}$ for $m_a < 3.5 \times 10^{-11} \text{ eV}$. In the scenario that predicts the highest ALP flux ($t_{\text{cc}} = 3.6$ yr and $B_T = 3.0 \mu\text{G}$), we derive an upper limit of $g_{a\gamma} < 5.2 \times 10^{-12} \text{ GeV}^{-1}$ for $m_a < 5.5 \times 10^{-11} \text{ eV}$.

The uncertainty in our derived limit is dominated by our choice of B_T , since the ALP-photon conversion probability of Eq. (4) scales as B_T^2 . The separate contributions to the uncertainty are illustrated in Fig. 4, which shows the evolution of our derived $g_{a\gamma}$ for different t_{cc} . The solid black line is a fit to the $g_{a\gamma}$ derived for $B_T = 1.4 \mu\text{G}$, shown by the black points. The width of the magenta band then indicates the uncertainty due to our lower and upper bounds on B_T . The dependence on our assumed B_T is further illustrated in Fig. S6, where we show our constraint in terms of $\text{GeV}^{-1} \sqrt{\mu\text{G}}$ for our range of t_{cc} .

Conclusions and Discussions.—Fig. 3 shows the current theoretical and experimental ALP landscape. This includes the current constraints from CAST [10], ABRACADABRA-10cm [45], and cavity experiments such as ADMX [46]. The yellow band indicates the

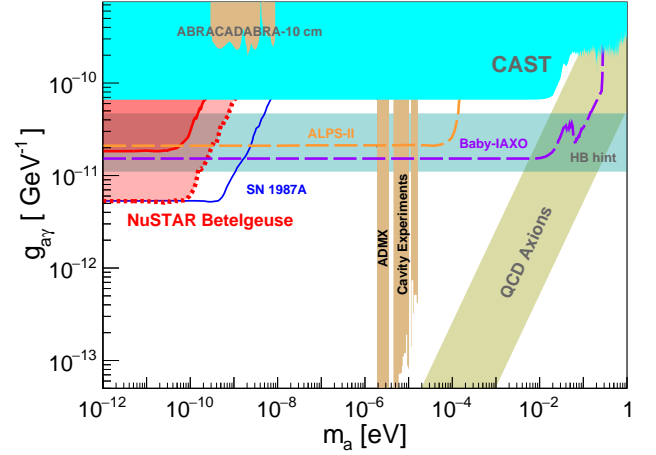


FIG. 3. Comparison of 95% upper limits of $g_{a\gamma}$ from *NuSTAR* Betelgeuse observation is shown in red band: upper solid line for the most conservative stellar model and B_T , lower dashed line for the most optimistic stellar model and B_T , and the interval for the other combinations. Overlaid are the region of interest for QCD axion [47], the current limits from CAST [10], ADMX [46], ABRACADABRA-10cm [45] and SN 1987A [11], the projected sensitivity of ALPS-II [22] and Baby-IAXO [23, 24]. Also labelled are the ALP regions suggested by hints of excess gamma-ray transparency or cooling of horizontal-branch stars [48, 49].

preferred region in which the axion couples to quantum chromodynamics (QCD) and could be a solution to the strong-CP problem [47], and the hatched band indicates the region where an ALP could explain the observed excess cooling of horizontal branch stars [48, 49]. The limits derived in this work exceed those set by CAST by a factor of ~ 3 for $m_a < 3.5 \times 10^{-11} \text{ eV}$, and are comparable in this low-mass space to the sensitivity of even next-generation experiments such as ALPS-II [22] and BabyIAXO [23, 24].

Fig. 1 compares our result to other astrophysical constraints in the low-mass ALP regime. Our most conservative limit exceeds the bounds from extra-galactic supernovae [12] for $m_a < 10^{-10} \text{ eV}$, and in our most optimistic ALP flux scenario our limit is comparable to that derived from the non-observation of gamma-rays from SN 1987A [11]. However, the supernova bounds have been questioned due to the modeling of core-collapse supernovae. For $m_a < 10^{-11} \text{ eV}$, our limits are superseded by those derived from the lack of spectral variation observed by Chandra in the active galactic nucleus NGC 1275 [15] and in the core of M87 [14]. We caution, though, that more recent analysis shows that these results could be weakened by several orders of magnitude depending on the relative magnitude of the regular and turbulent intracluster magnetic fields that are assumed [16].

We emphasize that since each of these astrophysical constraints has unique sources of systematic error that

may affect the final result, it is worthwhile to survey similar regions of parameter space with multiple techniques. The constraints presented here assume conversion in a homogeneous regular magnetic field, which allows for consistent comparison with previous astrophysical bounds, e.g. SN 1987A [11]. Although the magnetic structure of the Galaxy is certainly more complex, compared to more distant sources, the proximity of Betelgeuse should allow future observations to better constrain the relevant small-scale variations in magnetic structure, especially the ultra-local magnetic fields of the Solar region which are not yet completely mapped (e.g. [28, 50, 51]). The combination of the novel ALP constraint presented here with multiple overlapping astrophysical constraints, each with separate modeling assumptions and uncertainties, builds confidence in the robustness of the exclusion of this corner of parameter space for low-mass ALPs.

We finally comment that a synergy between our astrophysical approach and direct ALP searches might lead to surprises and also unexpected benefits. Indeed, it might be that a future low-mass ALP experiment such as ABRACADABRA [52], DM-Radio [53], or IAXO [23] would discover an ALP in the region where optimistic assumptions on Galactic B -field and stellar model would **have led** to an exclusion from Betelgeuse. In this case one would come back to our original assumptions. Taking into account the typical uncertainty on the B -field one would give a lower limit on the time until the core-collapse for Betelgeuse, as shown in Fig. 4 for an ALP mass and a coupling in the range $g_{a\gamma} = (5 - 30) \times 10^{-12} \text{ GeV}^{-1}$. Intriguingly ALPs might represent the only possibility to extract such information about the fate of Betelgeuse.

ACKNOWLEDGEMENTS

We thank D. R. Wik and S. Rossland for helpful discussions on the *NuSTAR* instrument background; J. Han and S. Zhang for discussions concerning the Galactic magnetic field in the direction of Betelgeuse; Benjamin Safdi, Christopher Dessert, John Beacom, Shunsaku Horiuchi and Kenny C. Y. Ng for helpful comments and discussions. The *NuSTAR* observations described in this work were awarded under NASA Grant No. 80NSSC20K0031. The computational aspects of this work made extensive use of the following packages: SAOIMAGE DS9 distributed by the Smithsonian Astrophysical Observatory; the SCIPY ecosystem, particularly MATPLOTLIB and NUMPY; and ASTROPY, a community-developed core PYTHON package for Astronomy. This research has made use of data and software provided by the High Energy Astrophysics Science Archive Research Center (HEASARC), which is a service of the Astrophysics Science Division at NASA/GSFC and the High

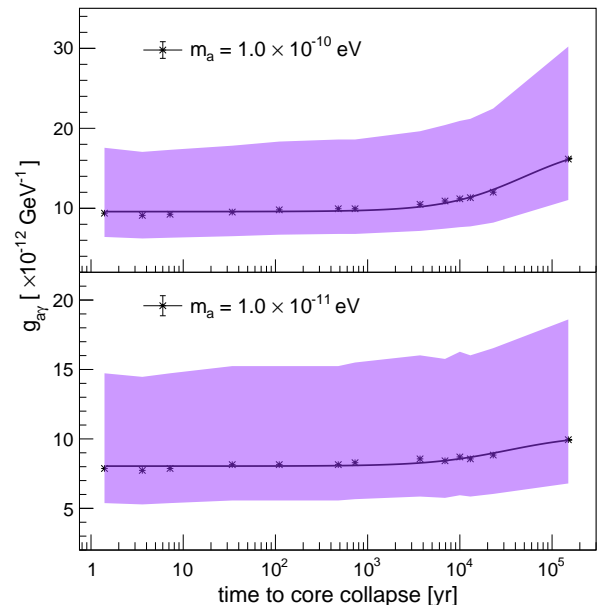


FIG. 4. Evolution on the derived 95% C.L. upper limit of $g_{a\gamma}$ with remaining time until the core-collapse for Betelgeuse. Results are shown for $m_a = 1.0 \times 10^{-11} \text{ eV}$ and $m_a = 1.0 \times 10^{-10} \text{ eV}$ assuming $B_T = 1.4 \mu\text{G}$ (more masses are shown in the Supplementary Material). The solid black line shows the fitting. The width of the violet band indicates the uncertainty due to choice of B_T .

Energy Astrophysics Division of the Smithsonian Astrophysical Observatory. We thank the *NuSTAR* Operations, Software and Calibration teams for support with the execution and analysis of these observations. This research made use of the *NuSTAR* Data Analysis Software (NuSTARDAS), jointly developed by the ASI Science Data Center (ASDC, Italy) and the California Institute of Technology (USA). M.X. and M.G. were supported by NASA Grant No. 80NSSC20K0031. O.S. has been supported by the Agenzia Spaziale Italiana (ASI) and the Istituto Nazionale di Astrofisica (INAF) under the agreement n. 2017-14-H.0 - attività di studio per la comunità scientifica di Astrofisica delle Alte Energie e Fisica Astroparticellare. A.M. is partially supported by the Italian Istituto Nazionale di Fisica Nucleare (INFN) through the “Theoretical Astroparticle Physics” project and by the research grant number 2017W4HA7S “NAT-NET: Neutrino and Astroparticle Theory Network” under the program PRIN 2017 funded by the Italian Ministero dell’Università e della Ricerca (MUR). B.G. was supported under NASA contract NNG08FD60C.

* mjxiao@mit.edu
† kmperez@mit.edu
‡ mgiannotti@barry.edu

- § oscar.straniero@inaf.it
 ¶ alessandro.mirizzi@ba.infn.it
 ** bwgref@srl.caltech.edu
 †† roachb@mit.edu
 ‡‡ mnyinka@mit.edu
- [1] Luca Di Luzio, Maurizio Giannotti, Enrico Nardi, and Luca Visinelli, “The landscape of QCD axion models,” *Phys. Rept.* **870**, 1–117 (2020), [arXiv:2003.01100 \[hep-ph\]](#).
 - [2] Joerg Jaeckel and Andreas Ringwald, “The Low-Energy Frontier of Particle Physics,” *Ann. Rev. Nucl. Part. Sci.* **60**, 405–437 (2010), [arXiv:1002.0329 \[hep-ph\]](#).
 - [3] Georg Raffelt and Leo Stodolsky, “Mixing of the Photon with Low Mass Particles,” *Phys. Rev. D* **37**, 1237 (1988).
 - [4] Pierre Sikivie, “Invisible Axion Search Methods,” *arXiv e-prints* (2020), [arXiv:2003.02206 \[hep-ph\]](#).
 - [5] Igor G. Irastorza and Javier Redondo, “New Experimental Approaches in the Search for Axion-Like Particles,” *Prog. Part. Nucl. Phys.* **102**, 89–159 (2018), [arXiv:1801.08127 \[hep-ph\]](#).
 - [6] Georg G. Raffelt, “Astrophysical Axion Bounds Diminished by Screening Effects,” *Phys. Rev. D* **33**, 897 (1986).
 - [7] Adrian Ayala, Inma Domínguez, Maurizio Giannotti, Alessandro Mirizzi, and Oscar Straniero, “Revisiting the Bound on Axion-Photon Coupling from Globular Clusters,” *Phys. Rev. Lett.* **113**, 191302 (2014), [arXiv:1406.6053 \[astro-ph.SR\]](#).
 - [8] Oscar Straniero, Adrian Ayala, Maurizio Giannotti, Alessandro Mirizzi, and Inma Dominguez, “Axion-Photon Coupling: Astrophysical Constraints,” in *11th Patras Workshop on Axions, WIMPs and WISPs* (2015) pp. 77–81.
 - [9] Pierluca Carenza, Oscar Straniero, Babette Döbrich, Maurizio Giannotti, Giuseppe Lucente, and Alessandro Mirizzi, “Constraints on the coupling with photons of heavy axion-like-particles from Globular Clusters,” *Phys. Lett. B* **809**, 135709 (2020), [arXiv:2004.08399 \[hep-ph\]](#).
 - [10] V. Anastassopoulos *et al.* (CAST), “New CAST Limit on the Axion-Photon Interaction,” *Nature Phys.* **13**, 584–590 (2017), [arXiv:1705.02290 \[hep-ex\]](#).
 - [11] Alexandre Payez, Carmelo Evoli, Tobias Fischer, Maurizio Giannotti, Alessandro Mirizzi, and Andreas Ringwald, “Revisiting the SN1987A Gamma-Ray Limit on Ultralight Axion-Like Particles,” *J. Cosm.* **02**, 006 (2015), [arXiv:1410.3747 \[astro-ph.HE\]](#).
 - [12] Manuel Meyer and Tanja Petrushevska, “Search for Axionlike-Particle-Induced Prompt Gamma-Ray Emission from Extragalactic Core-Collapse Supernovae with the Fermi Large Area Telescope,” *Phys. Rev. Lett.* **124**, 231101 (2020), [arXiv:2006.06722v2 \[astro-ph.HE\]](#).
 - [13] D. J. Forrest *et al.*, “The Gamma Ray Spectrometer for the Solar Maximum Mission,” *Solar Physics* **65**, 15–23 (1980).
 - [14] M.C. David Marsh, Helen R. Russell, Andrew C. Fabian, Brian P. McNamara, Paul Nulsen, and Christopher S. Reynolds, “A New Bound on Axion-Like Particles,” *J. Cosmol. Astropart. Phys.* **12**, 036 (2017), [arXiv:1703.07354 \[hep-ph\]](#).
 - [15] Christopher S. Reynolds, M. C. David Marsh, Helen R. Russell, Andrew C. Fabian, Robyn Smith, Francesco Tombesi, and Sylvain Veilleux, “Astrophysical Limits on Very Light Axion-Like Particles from Chandra Grating Spectroscopy of NGC 1275,” *Astrophys. J.* **890**, 59 (2019), [arXiv:1907.05475 \[hep-ph\]](#).
 - [16] Maxim Libanov and Sergey Troitsky, “On the Impact of Magnetic-Field Models in Galaxy Clusters on Constraints on Axion-Like Particles from the Lack of Irregularities in High-Energy Spectra of Astrophysical Sources,” *Phys. Lett. B* **802**, 135252 (2020), [arXiv:1908.03084 \[astro-ph.HE\]](#).
 - [17] E. D. Carlson, “Pseudoscalar Conversion and X-Rays from Stars,” *Phys. Lett. B* **344**, 245–251 (1995).
 - [18] Jennifer Posson-Brown, Vinay L. Kashyap, Deron O. Pease, and Jeremy J. Drake, “Invisible Giant: Chandra’s Limits on X-rays from Betelgeuse,” *arXiv e-prints* (2006), [arXiv:astro-ph/0606387 \[astro-ph\]](#).
 - [19] Christopher Dessert, Joshua W. Foster, and Benjamin R. Safdi, “X-ray Searches for Axions from Super Star Clusters,” *arXiv e-prints* (2020), [arXiv:2008.03305 \[hep-ph\]](#).
 - [20] Graham M. Harper, Alexander Brown, and Edward F. Guinan, “A New VLA-Hipparcos Distance to Betelgeuse and its Implications,” *Astron. J.* **135**, 1430–1440 (2008).
 - [21] G. M. Harper, A. Brown, E. F. Guinan, E. O’Gorman, A. M. S. Richards, P. Kervella, and L. Decin, “An Updated 2017 Astrometric Solution for Betelgeuse,” *Astron. J.* **154**, 11 (2017).
 - [22] Robin Bähre *et al.*, “Any light particle search II – Technical Design Report,” *JINST* **8**, T09001 (2013), [arXiv:1302.5647 \[physics.ins-det\]](#).
 - [23] E. Armengaud *et al.* (IAXO), “Physics potential of the International Axion Observatory (IAXO),” *JCAP* **06**, 047 (2019), [arXiv:1904.09155 \[hep-ph\]](#).
 - [24] Paolo Di Vecchia, Maurizio Giannotti, Massimiliano Latanzani, and Axel Lindner, “Round Table on Axions and Axion-like Particles,” *PoS Confinement2018*, 034 (2019), [arXiv:1902.06567 \[hep-ph\]](#).
 - [25] Oscar Straniero, Inma Dominguez, Luciano Piersanti, Maurizio Giannotti, and Alessandro Mirizzi, “The Initial Mass-Final Luminosity Relation of Type II Supernova Progenitors: Hints of New Physics?” *Astrophys. J.* **881**, 158 (2019), [arXiv:1907.06367 \[astro-ph.SR\]](#).
 - [26] J. L. Han, “Observing interstellar and intergalactic magnetic fields,” *Annual Review of Astronomy and Astrophysics* **55**, 111–157 (2017).
 - [27] Ronnie Jansson and Glennys R. Farrar, “A New Model of the Galactic Magnetic Field,” *Astrophys. J.* **757**, 14 (2012), [arXiv:1204.3662 \[astro-ph.GA\]](#).
 - [28] J. Xu and J. L. Han, “Magnetic fields in the solar vicinity and in the Galactic halo,” *Monthly Notices of the Royal Astronomical Society* **486**, 4275–4289 (2019).
 - [29] Marcus C. Beck, Alexander M. Beck, Rainer Beck, Klaus Dolag, Andrew W. Strong, and Peter Nielaba, “New constraints on modelling the random magnetic field of the MW,” *JCAP* **05**, 056 (2016), [arXiv:1409.5120 \[astro-ph.GA\]](#).
 - [30] V. Pelgrims, K. Ferrière, F. Boulanger, R. Lallement, and L. Montier, “Modeling the magnetized Local Bubble from dust data,” *Astronomy and Astrophysics* **636**, A17 (2020), [arXiv:1911.09691 \[astro-ph.GA\]](#).
 - [31] Nicola Bassan, Alessandro Mirizzi, and Marco Roncadelli, “Axion-Like Particle Effects on the Polarization of Cosmic High-Energy Gamma Sources,” *J. Cosmol. Astropart. Phys.* **05**, 010 (2010), [arXiv:1001.5267 \[astro-ph.HE\]](#).
 - [32] R. C. Almy, D. McCammon, S. W. Digel, L. Bronfman, and J. May, “Distance limits on the bright x-ray emission toward the galactic center: Evidence for a very hot interstellar medium in the galactic x-ray bulge,” *The As-*

- trophysical Journal **545**, 290–300 (2000).
- [33] Lisa Harvey-Smith, Gregory J. Madsen, and Bryan M. Gaensler, “Magnetic Fields in Large Diameter HII Regions Revealed by the Faraday Rotation of Compact Extragalactic Radio Sources,” *Astrophys. J.* **736**, 83 (2011), [arXiv:1106.0931 \[astro-ph.GA\]](#).
 - [34] Fiona A. Harrison *et al.*, “The Nuclear Spectroscopic Telescope Array (NuSTAR) High-Energy X-Ray Mission,” *Astrophys. J.* **770**, 103 (2013), [arXiv:1301.7307 \[astro-ph.IM\]](#).
 - [35] Kristin K. Madsen *et al.*, “Calibration of the NuSTAR High Energy Focusing X-ray Telescope,” *Astrophys. J. Suppl.* **220**, 8 (2015), [arXiv:1504.01672 \[astro-ph.IM\]](#).
 - [36] Kerstin Perez, Roman Krivonos, and Daniel R. Wik, “The Galactic Bulge Diffuse Emission in Broadband X-Rays with NuSTAR,” *Astrophys. J.* **884**, 153 (2019), [arXiv:1909.05916 \[astro-ph.HE\]](#).
 - [37] Brandon M. Roach, Kenny C. Y. Ng, Kerstin Perez, John F. Beacom, Shunsaku Horiuchi, Roman Krivonos, and Daniel R. Wik, “NuSTAR Tests of Sterile-Neutrino Dark Matter: New Galactic Bulge Observations and Combined Impact,” *Phys. Rev. D* **101**, 103011 (2020), [arXiv:1908.09037 \[astro-ph.HE\]](#).
 - [38] F. van Leeuwen, “Validation of the New Hipparcos Reduction,” *Astron. Astrophys.* **474**, 653–664 (2007).
 - [39] I. N. Evans *et al.*, “The Chandra Source Catalog,” *Astrophys. J. Suppl. Ser.* **189**, 37–82 (2010), [arXiv:1005.4665 \[astro-ph.HE\]](#).
 - [40] D. R. Wik *et al.*, “NuSTAR Observations of the Bullet Cluster: Constraints on Inverse Compton Emission,” *Astrophys. J.* **792**, 48 (2014), [arXiv:1403.2722 \[astro-ph.HE\]](#).
 - [41] R. Brun and F. Rademakers, “ROOT: An object oriented data analysis framework,” *Nucl. Instrum. Meth. A* **389**, 81–86 (1997).
 - [42] Thomas Junk, “Confidence Level Computation for Combining Searches with Small Statistics,” *Nucl. Instrum. Meth. A* **434**, 435–443 (1999), [arXiv:hep-ex/9902006](#).
 - [43] Glen Cowan, Kyle Cranmer, Eilam Gross, and Ofer Vitells, “Asymptotic Formulae for Likelihood-Based Tests of New Physics,” *Eur. Phys. J. C* **71**, 1554 (2011), [Erratum: *Eur.Phys.J.C* 73, 2501 (2013)], [arXiv:1007.1727 \[physics.data-an\]](#).
 - [44] Gary J. Feldman and Robert D. Cousins, “A Unified Approach to the Classical Statistical Analysis of Small Signals,” *Phys. Rev. D* **57**, 3873–3889 (1998), [arXiv:physics/9711021](#).
 - [45] Jonathan L. Ouellet *et al.*, “First Results from ABRACADABRA-10 cm: A Search for Sub- μ eV Axion Dark Matter,” *Phys. Rev. Lett.* **122**, 121802 (2019), [arXiv:1810.12257 \[hep-ex\]](#).
 - [46] T. Braine *et al.* (ADMX), “Extended Search for the Invisible Axion with the Axion Dark Matter Experiment,” *Phys. Rev. Lett.* **124**, 101303 (2020), [arXiv:1910.08638 \[hep-ex\]](#).
 - [47] Luca Di Luzio, Federico Mescia, and Enrico Nardi, “Redefining the Axion Window,” *Phys. Rev. Lett.* **118**, 031801 (2017), [arXiv:1610.07593 \[hep-ph\]](#).
 - [48] Maurizio Giannotti, Igor Irastorza, Javier Redondo, and Andreas Ringwald, “Cool WISPs for stellar cooling excesses,” *JCAP* **05**, 057 (2016), [arXiv:1512.08108 \[astro-ph.HE\]](#).
 - [49] Maurizio Giannotti, Igor G. Irastorza, Javier Redondo, Andreas Ringwald, and Ken’ichi Saikawa, “Stellar Recipes for Axion Hunters,” *JCAP* **10**, 010 (2017), [arXiv:1708.02111 \[hep-ph\]](#).
 - [50] M. Salvati, “The local Galactic magnetic field in the direction of Geminga,” *Astronomy and Astrophysics* **513**, A28 (2010), [arXiv:1001.4947 \[astro-ph.HE\]](#).
 - [51] P. C. Frisch, B-G Andersson, A. Berdyugin, V. Piirola, R. DeMajistre, H. O. Funsten, A. M. Magalhaes, D. B. Seriacopi, D. J. McComas, N. A. Schwadron, J. D. Slavin, and S. J. Wiktorowicz, “The Interstellar Magnetic Field Close to the SUN. II.” *The Astrophysical Journal* **760**, 106 (2012).
 - [52] Jonathan L. Ouellet *et al.*, “Design and Implementation of the ABRACADABRA-10 cm Axion Dark Matter Search,” *Phys. Rev. D* **99**, 052012 (2019), [arXiv:1901.10652 \[physics.ins-det\]](#).
 - [53] M. Silva-Feaver *et al.*, “Design Overview of DM Radio Pathfinder Experiment,” *IEEE Transactions on Applied Superconductivity* **27**, 1–4 (2017).
 - [54] A. C. Fabian and X. Barcons, “The Origin of the X-Ray Background,” *Annu. Rev. Astron. Astrophys.* **30**, 429–456 (1992).
 - [55] Mikhail Revnivtsev, M. Gilfanov, R. Sunyaev, K. Jahoda, and C. Markwardt, “The Spectrum of the Cosmic X-Ray Background Observed by RTXE/PCA,” *Astron. Astrophys.* **411**, 329–334 (2003), [arXiv:astro-ph/0306569](#).
 - [56] Antonella Fruscione, Jonathan C. McDowell, Glenn E. Allen, *et al.*, “CIAO: Chandra’s data analysis system,” *Proc. SPIE*, 6270, 62701V (2006), [10.1117/12.671760](#).
 - [57] S. Andriamonje *et al.* (CAST), “An Improved limit on the axion-photon coupling from the CAST experiment,” *JCAP* **04**, 010 (2007), [arXiv:hep-ex/0702006](#).
 - [58] T. Le Bertre, L. D. Matthews, E. Gérard, and Y. Libert, “Discovery of a detached H I gas shell surrounding α Orionis,” *Mon. Not. R. Astron. Soc* **422**, 3433–3443 (2012), [arXiv:1203.0255 \[astro-ph.SR\]](#).
 - [59] G. Perrin, S. T. Ridgway, V. Coudé du Foresto, B. Mennesson, W. A. Traub, and M. G. Lacasse, “Interferometric observations of the supergiant stars α Orionis and α Herculis with FLUOR at IOTA,” *Astron. Astrophys* **418**, 675–685 (2004), [arXiv:astro-ph/0402099 \[astro-ph\]](#).
 - [60] D. L. Lambert, J. A. Brown, K. H. Hinkle, and Johnson, “Carbon, nitrogen and oxygen abundances in Betelgeuse,” *Astrophysical Journal* **284**, 223–237 (1984).
 - [61] G. Meynet, L. Haemmerlé, S. Ekström, C. Georgy, J. Groh, and A. Maeder, “The past and future evolution of a star like Betelgeuse,” in *EAS Publications Series*, EAS Publications Series, Vol. 60, edited by P. Kervella, T. Le Bertre, and G. Perrin (2013) pp. 17–28, [arXiv:1303.1339 \[astro-ph.SR\]](#).
 - [62] Michelle M. Dolan, Grant J. Mathews, Doan Duc Lam, Nguyen Quynh Lan, Gregory J. Herczeg, and David S. P. Dearborn, “Evolutionary Tracks for Betelgeuse,” *Astrophys. J.* **819**, 7 (2016), [arXiv:1406.3143 \[astro-ph.SR\]](#).