



CHORUS

This is the accepted manuscript made available via CHORUS. The article has been published as:

Experimental Evidence of Accelerated Seismic Release without Critical Failure in Acoustic Emissions of Compressed Nanoporous Materials

Jordi Baró, Karin A. Dahmen, Jörn Davidsen, Antoni Planes, Pedro O. Castillo, Guillaume F. Nataf, Ekhard K. H. Salje, and Eduard Vives

Phys. Rev. Lett. **120**, 245501 — Published 12 June 2018

DOI: [10.1103/PhysRevLett.120.245501](https://doi.org/10.1103/PhysRevLett.120.245501)

Experimental evidence of accelerated seismic release without critical failure in acoustic emissions of compressed nanoporous materials.

Jordi Baró,^{1,2,3,*} Karin A. Dahmen,¹ Jörn Davidsen,² Antoni Planes,³ Pedro O. Castillo,^{3,4} Guillaume F. Nataf,^{3,5} Ekhard K. H. Salje,⁶ and Eduard Vives^{3,†}

¹*Department of Physics, University of Illinois at Urbana Champaign, Urbana, Illinois 61801, USA.*

²*Department of Physics and Astronomy University of Calgary. 2500 University Drive NW Calgary, Alberta T2N 1N4, Canada*

³*Departament de Física de la Matèria Condensada. Facultat de Física.*

Universitat de Barcelona. Martí i Franquès, 1. 08028 Barcelona, Catalonia.

⁴*CONACYT, Instituto Tecnológico de Oaxaca, Av. Ing. Víctor Bravo Ahuja 125, Oaxaca de Juárez 68030, México*

⁵*Department of Materials Science, University of Cambridge,*

27 Charles Babbage Road, Cambridge CB3 0FS, UK.

⁶*Department of Earth Sciences, University of Cambridge, Downing Street, Cambridge CB2 3EQ, UK.*

The total energy of acoustic emission (AE) events in externally stressed materials diverges when approaching macroscopic failure. Numerical and conceptual models explain this accelerated seismic release (ASR) as the approach to a critical point that coincides with ultimate failure. Here, we report ASR during soft uniaxial compression of three silica-based (SiO₂) nanoporous materials. Instead of a singular critical point, the distribution of AE energies is stationary and variations in the activity rate are sufficient to explain the presence of multiple periods of ASR leading to distinct brittle failure events. We propose that critical failure is suppressed in the AE statistics by mechanisms of transient hardening. Some of the critical exponents estimated from the experiments are compatible with mean field models, while others are still open to interpretation in terms of the solution of frictional and fracture avalanche models.

PACS numbers: 64.60.av, 89.75.Da, 89.75.Fb, 81.70.Cv

The mechanical deformation and failure of materials is a well documented case of avalanche dynamics [1–33]. The energy of mechanical avalanches is partially released in elastic waves that can be detected by means of acoustic emission (AE) measurement [34]. Several studies suggested the presence of a phase transition associated with the ultimate failure point [18–22, 35] which could, in theory, be monitored and forecast by means of the statistical analysis of the preceding AE activity [6, 36–38] and be used for hazard assessment. AE signals recorded during mechanical tests usually display a scale-free distribution of energies (E) close to a power-law: $D(E)dE \sim E^{-\varepsilon}dE$ with exponent $1 \lesssim \varepsilon \lesssim 2.5$. Three different relationships are often reported between this scale-free phenomenon and the proximity to failure:

(i) The exponent ε in AE can decrease before failure [39–44].

(ii) The rate of energy released over time in AE experiments [45–49] diverges as a power-law with an exponent m with respect to the time of failure t_c :

$$dE/dt(t) \propto (t_c - t)^{-m}, \quad (1)$$

a phenomenon called accelerated seismic release (ASR) [50].

(iii) The characteristic scales of the avalanches depend on the distance to failure [25–28]. This later observation supports the well established idea that failure occurs due to the divergence of correlation lengths at a critical point [15, 20, 51, 52]. This so-called critical failure hypothesis predicts a generalized homogeneous distribution

of event energies:

$$D(E; f)dE = E^{-\varepsilon}\mathcal{D}(Ef^\beta)dE = f^{\beta\varepsilon}\tilde{\mathcal{D}}(Ef^\beta)dE, \quad (2)$$

where $\mathcal{D}(x)$ and $\tilde{\mathcal{D}}(x)$ are scaling functions, $f \equiv 1 - t/t_c$ the time to failure and β a characteristic exponent of the model.

While the exponent decrease (i) is currently not understood from a model perspective, ASR (ii) and critical failure (iii) are well reproduced by most micromechanical models [15–17, 37, 51]. Since all statistical n -moments diverge at failure as $\langle E^n \rangle \sim f^{(\varepsilon-1-n)\beta}$ and the activity rate (dN/dt) is constant in most micromechanical models, ASR (ii) is a natural outcome of critical failure:

$$dE/dt(f) = \langle E \rangle(f) dN/dt(f) \sim f^{(\varepsilon-2)\beta}. \quad (3)$$

Although ASR is assumed as a signature of criticality [51, 53], its connection with Eq. (2) is rarely tested with AE. Here, we analyze the AE during the approach to failure of nanoporous materials under soft uniaxial compression. We prove that ASR (ii) can appear in absence of progressive exponent changes (i) or critical failure (iii). We estimate the experimental exponents m (Eq. (1)), ε (Eq. (2)) and γ relating the characteristic E of an event with its duration T through the conditional average:

$$\langle E|T \rangle \propto T^\gamma, \quad (4)$$

and interpret them in terms of the mean field solutions of fracture and frictional avalanches.

We limit our analysis to the three silica (SiO₂) based materials studied in Ref. [5]: natural red sandstone (SR2,

	area	height	driving rate	Th	N
	A (mm ²)	h (mm)	dP/dt (kPa/s)	(dB)	
Vycor (V32)	17.0	5.65	5.7	23	34138
Gelsil (G26)	46.7	6.2	0.7	26	5412
Sands. (SR2)	17.0	4.3	2.4	23	27271

TABLE I. Sample details: crosssectional area A ; height h ; compression rate dP/dt ; number N of recorded signals above threshold Th .

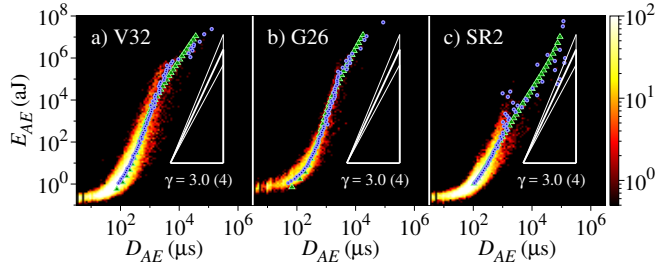


FIG. 1. (color online) Histograms (color-coded) of AE events in the duration-energy (D_{AE}, E_{AE}) space. Blue dots: conditional averages $\langle D_{AE} \rangle(E_{AE})$; green triangles: numerical solutions of $E_{AE}(D_{AE})$ consistent with Eq. (4) (see main text for details) with $\gamma = 3.0(4)$ for V32, $\gamma = 3.4(4)$ for G26 and $\gamma = 3.2(4)$ for SR2.

$\Phi = 17\%$ porosity) extracted from Arran Isle (UK) and two artificial porous silica glasses Gelsil (Gel26, $\Phi = 36\%$) and Vycor (V32, $\Phi = 40\%$). Experimental details are found in Ref. [5] and summarized in Table I. Samples are compressed without lateral confinement at a steady quasistatically slow loading rate $dP/dt \sim 1$ kPa/s, equivalent to a strain rate ($d\epsilon/dt$) $\sim 10^{-5} s^{-1}$ during quasielastic deformation. The sample height (h) is measured over time with a laser extensometer and the AE is recorded by a piezoelectric transducer attached to the upper compression plate. Individual AE events are identified by thresholding the acoustic signal $V(t)$, defining the hitting time t_{AE} and duration D_{AE} of each AE event. The AE energy of each event is computed as $E_{AE} \propto \int_{t_{AE}}^{t_{AE}+D_{AE}} |V(t)|^2 dt$.

Fig. 1 shows the relations between AE energy (E_{AE}) and duration (D_{AE}) in a density map, and the conditional averages $\langle D_{AE} \rangle(E_{AE})$. The experimental data is compared to a non-stochastic model considering a scale-free avalanche profile (Eq. (4)) and the best value of γ found by inspection (see supplementary material [URL-will-be-inserted-by-publisher]). Within error bars (± 0.4), all values are compatible with $\gamma = 3$, as predicted by mean field (MF) models [54, 55]. The density clouds fill narrow stripes around the conditional average values as expected by Eq. (4).

The activity rate — the number of AE events per time unit — is non-stationary, as also reported in Refs. [4–9]. Fig. 2.a shows the mechanical evolution expressed

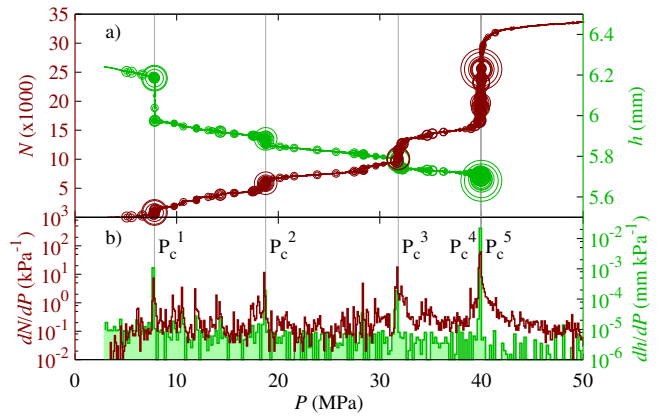


FIG. 2. (color online) Mechanical response and AE sequence for experiment on Vycor (V32). (a) Cumulative number of events N (dark-red) and height evolution h (light-green) in experiment V32 as function of uniaxial pressure P . The size of the circles depends on the AE energy (size $\sim E_{AE}^{0.25}$). (b) Mean AE activity rate dN/dt (dark-red histograms) and strain rate dh/dt (light-green histograms) in intervals of $\Delta P = 100$ kPa. Vertical gray lines: P_c^k .

as a decrease in sample height ($h(t)$) and the cumulative number of AE events ($N(t)$) for the experiment V32. Fig. 2.b shows the activity rate (dN/dt) and the decrease in height (dh/dt) evaluated in intervals of uniaxial pressure $\Delta P = 100$ kPa (converted from t by dP/dt in Table I). We identify several sharp drops in h (five in Fig. 2), with a short characteristic temporal span $\Delta t_c \approx 0.1$ s (or $\Delta P \approx 100$ Pa), at pressure values P_c^k . These so-called strain drops are outliers to an otherwise smooth strain evolution, as observed in the dh/dP profile, and match a simultaneous increase of AE activity (dN/dP) and strong AE events. The events at P_c^k resemble brittle failure, a typical outcome of internal weakening or progressive damage in MF micromechanical models [10, 56]. Brittle failure events are macroscopic by definition. Thus, during a loading cycle a single (not multiple) brittle event is expected in these models. Here, however, the material recovers the stiffness during the intervals $P_c^k < P < P_c^{k+1}$ (Fig. 2). This can be explained by hardening, as reported in compression experiments [12], due to the accommodation of the stress field. The presence of both weakening and hardening localizes damage in brittle events that can correspond to spallation correcting boundary defects [57] or be arrested due to stress heterogeneities [58]. An ultimate system sized failure event collapsing the whole sample is observed in all experiments (P_c^5 in Fig. 2 has an associated $\Delta h \sim 5$ mm).

We study how the statistics of AE events are modified close to the most prominent stress drops by evaluating $\langle E_{AE} \rangle$, ϵ and dE_{AE}/dt in short stress intervals correlated with the distance to each strain drop: $f_k := 1 - P/P_c^k$. We select P_c^k as the onset of each strain drop, identified with a precision of 0.01s (equivalent to $\delta f_k \sim 10^{-6}$ —

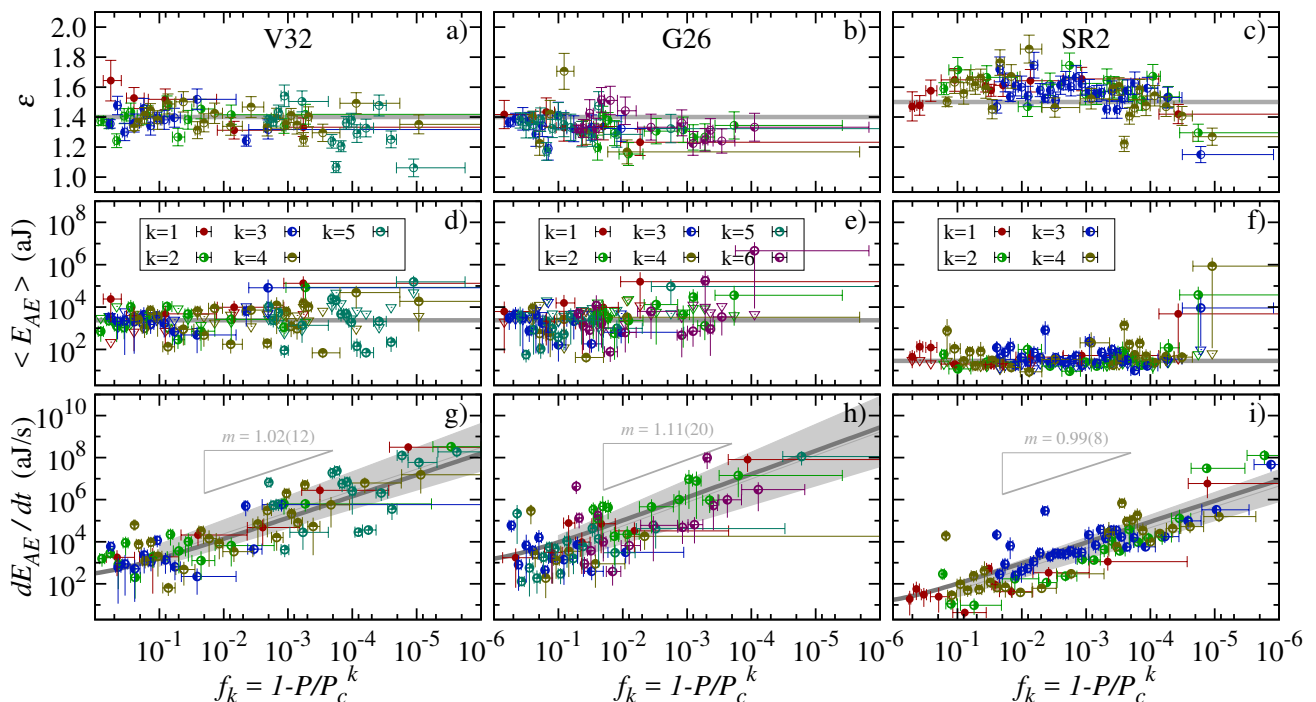


FIG. 3. (color online) Statistical variations with distance to strain drops P_c^k . The color-scheme identifies the index k . (a,b,c) Exponent $\hat{\varepsilon}(f_k)$ from Eq. (2) estimated within the interval (1.0 – 1000 aJ). (d,e,f) Mean energy per signal $\langle E_{AE} \rangle(f_k)$; expected mean value according to $D(E; E_m, E_c, \hat{\varepsilon}(f_k))$ (triangles) with $E_c = 10^6$ aJ (10^4 aJ for SR2); expected value from the global exponent (gray line). (g,h,i) Rate of AE energy dE_{AE}/dt ; thin gray line: exponent m fitted by least squares within $10^{-6} < f_k < 10^{-1}$; thick gray line: a correction as expected by critical failure ($D(E; E_m, E_m f_k^{\beta(\hat{\varepsilon}, \hat{m})}, \hat{\varepsilon}(f_k))$ with global $\hat{\varepsilon}$ and estimated \hat{m}). The f_k intervals of evaluation grow exponentially and have an imposed minimum size of $n = 100$ signals ($n = 50$ for G26). X-error bars: integration interval; Y-error bars: 90% bootstrap interval in (d–i) and likelihood standard deviation in (d–f). Hard lower threshold imposed at $E_m = 1.0$ aJ.

10^{-5}) and compare the results to Eq. (2) where \mathcal{D} is an exponential cutoff:

$$D(E; E_m, E_c, \varepsilon) dE = E^{-\varepsilon} \frac{E_c^{\varepsilon-1} \exp\left(-\frac{E}{E_c}\right)}{\Gamma\left(1 - \varepsilon, \frac{E_m}{E_c}\right)} dE. \quad (5)$$

Here, $\Gamma(a, x)$ is the incomplete gamma function and E_m is the lower boundary of the distribution. E_c is the characteristic scale of the exponential cutoff and, according to critical failure, should be proportional to $f_k^{-\beta}$ (Eq. (2)). We truncate the distribution at the lower boundary $E_m = 1$ aJ, to avoid resolution artifacts distorting the power-law for low energies.

We inquire if the strain drops at P_c^k can be interpreted as independent failure events, identified by at least one of the three trademarks mentioned earlier. Figs. 3.a–c show the exponents $\hat{\varepsilon}(f_k)$ estimated by Maximum Likelihood inside the interval 1–1000 aJ [59] ($\hat{\cdot}$ denotes estimation), compared to the global estimated exponent (gray line). Figs. 3.d–f show the mean energy of individual AE events ($\langle E_{AE} \rangle(f_k)$ in dots) compared to the solution to Eq. (5) (triangles) with $\hat{\varepsilon}(f_k)$ from Figs. 3.a–c and stationary \hat{E}_c (gray lines). Lower panels (Figs. 3.g–i) show

the rate of energy released by all events in temporal intervals ($dE_{AE}/dP(f_k)$ in dots). In Figs. 3.g–i, since some avalanches last longer than the evaluation intervals close to failure, their AE-energy is split in intervals of 1 ms in order to increase the temporal resolution. The exponent $\hat{\varepsilon}(f_k)$ is almost stationary except for a few low values in the last intervals before P_c^k . Since all $\hat{\varepsilon}(f_k) < 2$, critical failure expects a divergence in $\langle E_{AE} \rangle$ when $f_k \rightarrow 0$. As first reported in Vycor [4], $\langle E_{AE} \rangle(f_k)$ is instead almost stationary and compatible with a finite and constant \hat{E}_c (see E_{AE} distributions in supplementary material [URL-will-be-inserted-by-publisher]). Only the last intervals prior to failure show higher $\langle E_{AE} \rangle(f_k)$, close to the 90% confidence interval limit. Despite the stationary $\langle E_{AE} \rangle$, all data sets exhibit a steady increase in dE_{AE}/dt starting far from failure (Figs. 3.g–i), as predicted by ASR (Eq. (1)) considering $m \sim 1.0$ (thin gray lines). Thus, we observe ASR, even when avalanches are non-critical.

Fig. 3 illustrates how ASR (Eq. (1)) is more general than critical failure (Eq. (2)). This result can be reproduced by introducing microscopical mechanisms of transient hardening such as rheology damage [60, 61], rate-and-state dependent friction [62] or viscoelastic-

	V32	G26	SR2	slip MF	fracture MF
γ	3.0 (4)	3.4 (4)	3.2 (4)	3	3
ε	1.40 (5)	1.40 (5)	1.50 (5)	4/3	4/3
m	1.02 (13)	1.11 (20)	0.99 (8)	$1^a 2^b$	$1/2^a 1^b$
$\sigma\nu z$	0.50 (6)	0.45 (6)	0.48 (5)	1/2	1/2
κ	1.60 (8)	1.62 (8)	1.76 (8)	3/2	3/2
σ^a	0.40 (9)	0.34 (9)	0.24 (8)	1/2	1
σ^b	0.88 (12)	0.80 (16)	0.76 (7)	1/2	1
β^a	3.7 ± 0.8	4.6 ± 1.2	6.3 ± 2.1	3	3/2
β^b	1.67 (24)	1.83 (37)	2.00 (25)	3	3/2

TABLE II. First three top rows: fitted exponents as represented in Fig. 3.g-i, Fig. 2.a-c and Fig. 3.a-c, compared to the MF exponents for slip and fracture. Bottom rows: fundamental exponents estimated from MF theory. Superscripts a (Eq. (7)) and b (Eq. (3)) denote two different interpretations of ASR in terms of MF theory (see text).

ity [38, 63, 64], into models that would otherwise exhibit critical failure [55, 56, 64]. Transient hardening acts as an effective dissipation [55, 56, 65] preventing criticality [56, 64, 66, 67] and introduces temporal scales to the model reproducing the foreshock and aftershock sequences [55, 63, 68]. The latter are perceivable in Fig. 2.a after P_c^5 for example, and reported in Refs. [4, 5] and the supplementary material [URL-will-be-inserted-by-publisher].

Some of the last intervals preceding P_c^k exhibit a significant decrease of $\hat{\varepsilon}$ (see Fig. 3.c) and an increase in $\langle E_{AE} \rangle$ even higher than the expectation from Eq. (5) and the estimated $\hat{\varepsilon}$. Such intervals might contain superposition of events [69], artifacts due to the signal clipping of large avalanches and/or strong AE related to brittle failure. As discussed in Ref. [55] brittle events can follow particular statistical laws. Some experiments of rock fracture report instead a progressive decrease in $\hat{\varepsilon}$ far from failure [1, 39, 43, 70, 71] but this is not a universal feature [48] and it is also inconsistent with models [20]. Anisotropic stresses are known to affect ε in structural phase transitions [72], which might or might not play a role in rock fracture [48]. The small size of our samples, close to the width of localization bands in sandstones [48, 73], might prevent any band-related anisotropy. Finally, several brittle events might commonly appear under uniaxial compression, since similar results were reported at constant stress [74]. Simulations can reproduce multifragmentation from dynamic fracture [75] or localized weakening bands in a predominantly hardening process [14, 20].

Both friction and different fracture mechanisms are involved in mechanical failure under compression [24, 76]. We compare the experimental values of ε, γ and m to the MF solutions of pure fracture and frictional models with transient hardening. We consider the MF stick-

slip model [10, 54, 77, 78] as a prototype for frictional avalanches and the democratic fiber bundle model [37] for fracture (see supplementary material [URL-will-be-inserted-by-publisher] which includes Refs. [79–81]). The collection of MF exponents [10, 55, 82] is shown in Table II. The critical exponents (Eqs. 2 and 4) are defined in terms of the size (S) of the avalanche from the relations:

$$D(S; f)dS = S^{-\kappa} \mathcal{D}_S(Sf^{1/\sigma})dS \quad ; \quad \langle S|T \rangle \sim T^{1/\sigma\nu z}. \quad (6)$$

In MF models the exponents $\kappa, \sigma\nu z, \varepsilon$ and γ are universal and invariant under transient hardening [10, 55]. Given the broad regime with $\langle D_{AE} \rangle \sim E_{AE}^{1/\gamma}$ (Fig. 1) we assume: $E_{AE} \propto E$. The estimated exponents ε and γ determine the values of κ and $\sigma\nu z$, as shown in Table II. While $\sigma\nu z$ and β are MF, κ and ε are higher but close to MF, below 2-SD (standard deviation) in V32 and G26 and 3-SD in SR2, which might indicate the relevance of long-ranged elastic interactions.

The MF solutions of friction and fracture are similar, but differ in the values of $1/\sigma$ and β related to the approach to failure (see supplementary material [URL-will-be-inserted-by-publisher]). Furthermore, the interpretation of m in terms of the MF exponents is unclear when transient hardening is present. According to MF models, the exponent m defining the seismic energy released (Eq. (1)) is modified by transient hardening. Following Eq. (6), the mean size in models with critical failure diverges as $\langle S \rangle(f) \sim f^{\frac{\kappa-2}{\sigma}}$ and, thus $dS/dt \sim f^{\frac{\kappa-2}{\sigma}}$. Under slow driving, dS/dt is invariant under transient hardening [55]. Considering the constant $\langle E \rangle(f)$ observed in Fig. 3.d-f, the MF model assumes that $\langle S \rangle(f)$ is also constant. Thus, dS/dt diverges due to the divergence of dN/dt and, instead of Eq. (3) we have:

$$dE/dt(f) = \langle E \rangle(f) dN/dt(f) \sim f^{\frac{\kappa-2}{\sigma}}. \quad (7)$$

This interpretation of $dE/dt(f)$ derived from MF theory is presented with superscripts a in Table II. The experimental $m = (\kappa - 2)/\sigma \approx 1$ coincides with the MF model of frictional avalanches. However, the values of $1/\sigma \sim 2.5 - 4$ and $\beta \sim 4 - 6$ are higher than the MF predictions of both models.

The relation between m and the fundamental exponents is discussed in MF theory, but not in models with local interactions, where transient hardening is known to affect the exponents [63, 83]. An alternative hypothesis is that ASR (Eq. (3)) is invariant under transient hardening. Then, $m = (\varepsilon - 2)\beta \approx 1$ is compatible with the fracture MF model and the exponents $\sigma \sim 0.8$ and $\beta \sim 1.8$ are between both models, and notably closer to fracture (superscript b in Table II). The presence of brittle events denoting damage and related to fracture is consistent with this interpretation. Rock fracture experiments at low confining pressure [24] are dominated

by tensile fracture (not shear) AE events, a phenomenon related to dilatancy, and also reproduced in numerical simulations [84].

In conclusion, sharp strain drops with massive AE events denoting brittle failure are identified during the compression of nanoporous materials. Instead of critical failure we find that $\langle E_{AE} \rangle$ is stationary and accelerated seismic release (ASR) is exclusively observed in the activity rate (dN_{AE}/dt). Experiments under strain driving reported similar results [48], but failure precedes the divergence time of ASR (t_c in Eq. (1)), especially in materials with low porosity ($\Phi \lesssim 10\%$) [49]. Many theoretical models expect avalanche criticality at failure due to the divergence of correlation lengths [15–17, 37, 51]. This criticality can be prevented by dissipation [64, 66, 67], the dynamic weakening or hardening of the material [10, 56] or the combined effect [65]. In particular, the ASR and the lack of criticality reported here, together with the temporal correlations reported in Ref. [5] can be reproduced by transient hardening [55]. In our experiment, an effective transient hardening can be caused by one or several internal micromechanical processes such as viscoelasticity [63, 85], friction between crack surfaces [68], stress corrosion [86], diffusion of internal fluids [87, 88], etc.. In contrast, externally measured slip avalanches usually scale to failure and appear unperturbed by transient hardening [25–28]. Analytic solutions of MF models allow us to interpret the experimental results in terms of critical exponents. While the interpretation of the ASR (Eq. (1)) and its associated exponents remains an open question, other exponents are consistent with MF theory. A remaining challenge for the future is to validate this extension of MF models to non-critical failure through new micromechanical experiments able to control the potential mechanisms of transient hardening and dissipation.

J.B. acknowledges the hospitality of the Department of Physics of the UIUC during a visit. We acknowledge fruitful discussion with M. LeBlanc and comments by an anonymous referee. J.B., A.P and E.V. acknowledge financial support from the Spanish Ministry of Economy (MAT2016-75823-R). J.B and J.D. acknowledge financial support from NSERC. KD gratefully acknowledges support from the National Science Foundation through grant NSF CBET-1336634, and thanks the KITP for hospitality and Support through grant NSF PHY-1125915.

* jordi.barourbea@ucalgary.ca

† eduard@fmc.ub.edu

[1] Kiyoo Mogi. The influence of the dimensions of specimens on the fracture strength of rocks: comparison between the strength of rock specimens and that of the earth's

crust. 1962.

- [2] Jörn Davidsen, Sergei Stanchits, and Georg Dresen. Scaling and universality in rock fracture. *Physical Review Letters*, 98(12):125502, 2007.
- [3] Ekhard KH Salje, Daniel Enrique Soto-Parra, Antoni Planes, Eduard Vives, Marius Reinecker, and Wilfried Schranz. Failure mechanism in porous materials under compression: crackling noise in mesoporous SiO_2 . *Philosophical Magazine Letters*, 91(8):554–560, 2011.
- [4] Jordi Baró, Álvaro Corral, Xavier Illa, Antoni Planes, Ekhard KH Salje, Wilfried Schranz, Daniel E Soto-Parra, and Eduard Vives. Statistical similarity between the compression of a porous material and earthquakes. *Physical Review Letters*, 110(8):088702, 2013.
- [5] Guillaume F Nataf, Pedro O Castillo-Villa, Jordi Baró, Xavier Illa, Eduard Vives, Antoni Planes, and Ekhard KH Salje. Avalanches in compressed porous SiO_2 -based materials. *Physical Review E*, 90(2):022405, 2014.
- [6] Guillaume F Nataf, Pedro O Castillo-Villa, Pathikumar Sellappan, Waltraud M Kriven, Eduard Vives, Antoni Planes, and Ekhard KH Salje. Predicting failure: Acoustic emission of berlinite under compression. *Journal of Physics: Condensed Matter*, 26(27):275401, 2014.
- [7] Pedro O Castillo-Villa, Jordi Baró, Antoni Planes, Ekhard KH Salje, Pathikumar Sellappan, Waltraud M Kriven, and Eduard Vives. Crackling noise during failure of alumina under compression: the effect of porosity. *Journal of Physics: Condensed Matter*, 25(29):292202, 2013.
- [8] Ekhard KH Salje, Giulio I Lampronti, Daniel E Soto-Parra, Jordi Baró, Antoni Planes, and Eduard Vives. Noise of collapsing minerals: Predictability of the compressional failure in goethite mines. *American Mineralogist*, 98(4):609–615, 2013.
- [9] Jordi Baró, Antoni Planes, Ekhard KH Salje, and Eduard Vives. Fracking and labquakes. *Philosophical Magazine*, 96(35):3686–3696, 2016.
- [10] Karin A Dahmen, Yehuda Ben-Zion, and Jonathan T Uhl. Micromechanical model for deformation in solids with universal predictions for stress-strain curves and slip avalanches. *Physical Review Letters*, 102(17):175501, 2009.
- [11] Karin A Dahmen, Yehuda Ben-Zion, and Jonathan T Uhl. A simple analytic theory for the statistics of avalanches in sheared granular materials. *Nature Physics*, 7(7):554, 2011.
- [12] Raúl Cruz Hidalgo, Christian U Grosse, Ferenc Kun, Hans W Reinhardt, and Hans J Herrmann. Evolution of percolating force chains in compressed granular media. *Physical Review Letters*, 89(20):205501, 2002.
- [13] R Burridge and Leon Knopoff. Model and theoretical seismicity. *Bulletin of the seismological society of america*, 57(3):341–371, 1967.
- [14] K Duan, CY Kwok, and LG Tham. Micromechanical analysis of the failure process of brittle rock. *International Journal for Numerical and Analytical Methods in Geomechanics*, 39(6):618–634, 2015.
- [15] Didier Sornette. Mean-field solution of a block-spring model of earthquakes. *Journal de Physique I*, 2(11):2089–2096, 1992.
- [16] Yehuda Ben-Zion and James R Rice. Earthquake failure sequences along a cellular fault zone in a three-dimensional elastic solid containing asperity and

- nonasperity regions. *Journal of Geophysical Research: Solid Earth*, 98(B8):14109–14131, 1993.
- [17] L De Arcangelis, S Redner, and HJ Herrmann. A random fuse model for breaking processes. *Journal de Physique Lettres*, 46(13):585–590, 1985.
- [18] Stefano Zapperi, Purusattam Ray, H Eugene Stanley, and Alessandro Vespignani. First-order transition in the breakdown of disordered media. *Physical Review Letters*, 78(8):1408, 1997.
- [19] Y Moreno, JB Gomez, and AF Pacheco. Fracture and second-order phase transitions. *Physical Review Letters*, 85(14):2865, 2000.
- [20] David Amitrano. Variability in the power-law distributions of rupture events. *The European Physical Journal-Special Topics*, 205(1):199–215, 2012.
- [21] Mikko J Alava, Phani KVV Nukala, and Stefano Zapperi. Statistical models of fracture. *Advances in Physics*, 55(3-4):349–476, 2006.
- [22] Ashivni Shekhawat, Stefano Zapperi, and James P Sethna. From damage percolation to crack nucleation through finite size criticality. *Physical Review Letters*, 110(18):185505, 2013.
- [23] Jörn Davidsen, Grzegorz Kwiatek, Elli-Maria Charalampidou, Thomas Goebel, Sergei Stanchits, Marc Rück, and Georg Dresen. Triggering processes in rock fracture. *Physical Review Letters*, 119:068501, August 2017.
- [24] Sergei Stanchits, Sergio Vinciguerra, and Georg Dresen. Ultrasonic velocities, acoustic emission characteristics and crack damage of basalt and granite. *Pure and Applied Geophysics*, 163(5-6):975–994, 2006.
- [25] Nir Friedman, Andrew T Jennings, Georgios Tsekenis, Ju-Young Kim, Molei Tao, Jonathan T Uhl, Julia R Greer, and Karin A Dahmen. Statistics of dislocation slip avalanches in nanosized single crystals show tuned critical behavior predicted by a simple mean field model. *Physical Review Letters*, 109(9):095507, 2012.
- [26] R Maaß, M Wraith, JT Uhl, JR Greer, and KA Dahmen. Slip statistics of dislocation avalanches under different loading modes. *Physical Review E*, 91(4):042403, 2015.
- [27] James Antonaglia, Xie Xie, Gregory Schwarz, Matthew Wraith, Junwei Qiao, Yong Zhang, Peter K Liaw, Jonathan T Uhl, and Karin A Dahmen. Tuned critical avalanche scaling in bulk metallic glasses. *Scientific Reports*, 4, 2014.
- [28] DV Denisov, KA Lörincz, JT Uhl, KA Dahmen, and P Schall. Universality of slip avalanches in flowing granular matter. *Nature communications*, 7:10641, 2016.
- [29] Dmitry V Denisov, Kinga A Lörincz, Wendelin J Wright, Todd C Hufnagel, Aya Nawano, Xiaojun Gu, Jonathan T Uhl, Karin A Dahmen, and Peter Schall. Universal slip dynamics in metallic glasses and granular matter—linking frictional weakening with inertial effects. *Scientific Reports*, 7, 2017.
- [30] J Rosti, J Koivisto, and MJ Alava. Statistics of acoustic emission in paper fracture: precursors and criticality. *Journal of Statistical Mechanics: Theory and Experiment*, 2010(02):P02016, 2010.
- [31] Ekhard KH Salje and Karin A Dahmen. Crackling noise in disordered materials. *Annual Review of Condensed Matter Physics*, 5(1):233–254, 2014.
- [32] Jonathan T Uhl, Shivesh Pathak, Danijel Schorlemmer, Xin Liu, Ryan Swindeman, Braden AW Brinkman, Michael LeBlanc, Georgios Tsekenis, Nir Friedman, Robert Behringer, et al. Universal quake statistics: from compressed nanocrystals to earthquakes. *Scientific reports*, 5:16493, 2015.
- [33] Wendelin J Wright, Yun Liu, Xiaojun Gu, Katherine D Van Ness, Steven L Robare, Xin Liu, James Antonaglia, Michael LeBlanc, Jonathan T Uhl, Todd C Hufnagel, et al. Experimental evidence for both progressive and simultaneous shear during quasistatic compression of a bulk metallic glass. *Journal of Applied Physics*, 119(8):084908, 2016.
- [34] CB Scruby. An introduction to acoustic emission. *Journal of Physics E: Scientific Instruments*, 20(8):946, 1987.
- [35] Yehuda Ben-Zion. Collective behavior of earthquakes and faults: Continuum-discrete transitions, progressive evolutionary changes, and different dynamic regimes. *Reviews of Geophysics*, 46(4), 2008.
- [36] Didier Sornette and Charles G Sammis. Complex critical exponents from renormalization group theory of earthquakes: Implications for earthquake predictions. *Journal de Physique I*, 5(5):607–619, 1995.
- [37] Srutarshi Pradhan and Bikas K Chakrabarti. Precursors of catastrophe in the bak-tang-wiesenfeld, manna, and random-fiber-bundle models of failure. *Physical Review E*, 65(1):016113, 2001.
- [38] Eugenio Lippiello, Warner Marzocchi, L De Arcangelis, and C Godano. Spatial organization of foreshocks as a tool to forecast large earthquakes. *Scientific Reports*, 2, 2012.
- [39] CH Scholz. The frequency-magnitude relation of microfracturing in rock and its relation to earthquakes. *Bulletin of the Seismological Society of America*, 58(1):399–415, 1968.
- [40] Ian G Main, Philip G Meredith, and Colin Jones. A reinterpretation of the precursory seismic b-value anomaly from fracture mechanics. *Geophysical Journal International*, 96(1):131–138, 1989.
- [41] David Amitrano. Brittle-ductile transition and associated seismicity: Experimental and numerical studies and relationship with the b value. *Journal of Geophysical Research: Solid Earth*, 108(B1), 2003.
- [42] TH W Goebel, D Schorlemmer, TW Becker, G Dresen, and CG Sammis. Acoustic emissions document stress changes over many seismic cycles in stick-slip experiments. *Geophysical Research Letters*, 40(10):2049–2054, 2013.
- [43] Xiang Jiang, Deyi Jiang, Jie Chen, and Ekhard KH Salje. Collapsing minerals: Crackling noise of sandstone and coal, and the predictability of mining accidents. *American Mineralogist*, 101(12):2751–2758, 2016.
- [44] Xiang Jiang, Hanlong Liu, Ian G Main, and Ekhard KH Salje. Predicting mining collapse: Superjerks and the appearance of record-breaking events in coal as collapse precursors. *Physical Review E*, 96(2):023004, 2017.
- [45] Ian G Main. A damage mechanics model for power-law creep and earthquake aftershock and foreshock sequences. *Geophysical Journal International*, 142(1):151–161, 2000.
- [46] Xiang-chu Yin, Huai-zhong Yu, Victor Kukshenko, Zhao-Yong Xu, Zhishen Wu, Min Li, Keyin Peng, Sergey Elizarov, and Qi Li. Load-unload response ratio (lurr), accelerating moment/energy release (AM/er) and state vector saltation as precursors to failure of rock specimens. In *Computational Earthquake Science Part II*, pages 2405–2416. Springer, 2004.

- [47] Lifeng Wang, Shengli Ma, and Li Ma. Accelerating moment release of acoustic emission during rock deformation in the laboratory. *Pure and Applied Geophysics*, 165(2):181–199, 2008.
- [48] S Lennartz-Sassinek, IG Main, M Zaiser, and CC Graham. Acceleration and localization of subcritical crack growth in a natural composite material. *Physical Review E*, 90(5):052401, 2014.
- [49] Jérémie Vasseur, Fabian B. Wadsworth, Michael J. Heap, Ian G. Main, Yan Lavallée, and Donald B. Dingwell. Does an inter-flaw length control the accuracy of rupture forecasting in geological materials? *Earth and Planetary Science Letters*, 475:181 – 189, 2017.
- [50] Although ASR was first introduced in seismology [53, 89] its validity and applicability for earthquake forecasting are highly questionable [51, 89–93].
- [51] Arnaud Mignan. Retrospective on the accelerating seismic release (asr) hypothesis: Controversy and new horizons. *Tectonophysics*, 505(1):1–16, 2011.
- [52] Lucas Girard, Jérôme Weiss, and David Amitrano. Damage-cluster distributions and size effect on strength in compressive failure. *Physical Review Letters*, 108(22):225502, 2012.
- [53] Steven C Jaumé and Lynn R Sykes. Evolving towards a critical point: A review of accelerating seismic moment/energy release prior to large and great earthquakes. In *Seismicity Patterns, their Statistical Significance and Physical Meaning*, pages 279–305. Springer, 1999.
- [54] Karin A Dahmen. Mean field theory of slip statistics. In *Avalanches in Functional Materials and Geophysics*, pages 19–30. Springer, 2017.
- [55] Jordi Baró and Jörn Davidsen. Universal avalanche statistics and triggering close to failure in a mean-field model of rheological fracture. *Phys. Rev. E*, 97:033002, 2018.
- [56] Amit P Mehta, Karin A Dahmen, and Yehuda Ben-Zion. Universal mean moment rate profiles of earthquake ruptures. *Physical Review E*, 73(5):056104, 2006.
- [57] DE Grady. The spall strength of condensed matter. *Journal of the Mechanics and Physics of Solids*, 36(3):353–384, 1988.
- [58] Hadrien Laubie, Farhang Radjai, Roland Pellenq, and Franz-Josef Ulm. Stress transmission and failure in disordered porous media. *Physical Review Letters*, 119(7):075501, 2017.
- [59] Jordi Baró and Eduard Vives. Analysis of power-law exponents by maximum-likelihood maps. *Physical Review E*, 85(6):066121, 2012.
- [60] Vladimir Lyakhovsky, Yehuda Ben-Zion, and Amotz Agnon. A viscoelastic damage rheology and rate-and state-dependent friction. *Geophysical Journal International*, 161(1):179–190, 2005.
- [61] Vladimir Lyakhovsky, Yariv Hamiel, and Yehuda Ben-Zion. A non-local visco-elastic damage model and dynamic fracturing. *Journal of the Mechanics and Physics of Solids*, 59(9):1752–1776, 2011.
- [62] Andy Ruina. Slip instability and state variable friction laws. *Journal of Geophysical Research: Solid Earth*, 88(B12):10359–10370, 1983.
- [63] Sebastian Hainzl, Gert Zöller, and Jürgen Kurths. Similar power laws for foreshock and aftershock sequences in a spring-block model for earthquakes. *Journal of Geophysical Research: Solid Earth*, 104(B4):7243–7253, 1999.
- [64] EA Jagla and AB Kolton. A mechanism for spatial and temporal earthquake clustering. *Journal of Geophysical Research: Solid Earth*, 115(B5), 2010.
- [65] Karin Dahmen, Deniz Ertas, and Yehuda Ben-Zion. Gutenberg-richter and characteristic earthquake behavior in simple mean-field models of heterogeneous faults. *Physical Review E*, 58(2):1494, 1998.
- [66] Alessandro Vespignani and Stefano Zapperi. How self-organized criticality works: A unified mean-field picture. *Physical Review E*, 57(6):6345, 1998.
- [67] Kent Bækgaard Lauritsen, Stefano Zapperi, and H Eugene Stanley. Self-organized branching processes: Avalanche models with dissipation. *Physical Review E*, 54(3):2483, 1996.
- [68] James H Dieterich. Modeling of rock friction: 1. experimental results and constitutive equations. *Journal of Geophysical Research: Solid Earth*, 84(B5):2161–2168, 1979.
- [69] Francisco-José Pérez-Reche, Bosiljka Tadić, Lluís Mañosa, Antoni Planes, and Eduard Vives. Driving rate effects in avalanche-mediated first-order phase transitions. *Physical Review Letters*, 93(19):195701, 2004.
- [70] Takayuki Hirata. Omori’s power law aftershock sequences of microfracturing in rock fracture experiment. *Journal of Geophysical Research: Solid Earth*, 92(B7):6215–6221, 1987.
- [71] D Lockner. The role of acoustic emission in the study of rock fracture. In *International Journal of Rock Mechanics and Mining Sciences & Geomechanics Abstracts*, volume 30, pages 883–899. Elsevier, 1993.
- [72] R Niemann, J Baró, O Heczko, L Schultz, S Fähler, E Vives, LI Mañosa, and A Planes. Tuning avalanche criticality: Acoustic emission during the martensitic transformation of a compressed ni-mn-ga single crystal. *Physical Review B*, 86(21):214101, 2012.
- [73] Patrick Baud, Emmanuelle Klein, and Teng-fong Wong. Compaction localization in porous sandstones: spatial evolution of damage and acoustic emission activity. *Journal of Structural Geology*, 26(4):603–624, 2004.
- [74] Ekhard KH Salje, Hanlong Liu, Linsen Jin, Deyi Jiang, Yang Xiao, and Xiang Jiang. Intermittent flow under constant forcing: Acoustic emission from creep avalanches. *Applied Physics Letters*, 112(5):054101, 2018.
- [75] François Hild, Christophe Denoual, Pascal Forquin, and Xavier Brajer. On the probabilistic–deterministic transition involved in a fragmentation process of brittle materials. *Computers & Structures*, 81(12):1241–1253, 2003.
- [76] Jérôme Fortin, Sergei Stanchits, Georg Dresen, and Yves Guéguen. Acoustic emission and velocities associated with the formation of compaction bands in sandstone. *Journal of Geophysical Research: Solid Earth*, 111(B10), 2006.
- [77] Daniel S Fisher, Karin Dahmen, Sharad Ramanathan, and Yehuda Ben-Zion. Statistics of earthquakes in simple models of heterogeneous faults. *Physical Review Letters*, 78(25):4885, 1997.
- [78] Yehuda Ben-Zion, Karin A Dahmen, and Jonathan T Uhl. A unifying phase diagram for the dynamics of sheared solids and granular materials. *Pure and Applied Geophysics*, 168(12):2221–2237, 2011.
- [79] Zeev Olami, Hans Jacob S Feder, and Kim Christensen. Self-organized criticality in a continuous, nonconservative cellular automaton modeling earthquakes. *Physical Review Letters*, 68(8):1244, 1992.
- [80] F Kun, F Raischel, RC Hidalgo, and HJ Herrmann. Ex-

- tensions of fibre bundle models. In *Modelling Critical and Catastrophic Phenomena in Geoscience*, pages 57–92. Springer, 2006.
- [81] Eduard Vives, Jordi Baró, and Antoni Planes. From labquakes in porous materials to earthquakes. In *Avalanches in Functional Materials and Geophysics*, pages 31–58. Springer, 2017.
- [82] Michael LeBlanc, Aya Nawano, Wendelin J Wright, Xiaojun Gu, Jonathan T Uhl, and Karin A Dahmen. Avalanche statistics from data with low time resolution. *Physical Review E*, 94(5):052135, 2016.
- [83] LE Aragón, EA Jagla, and A Rosso. Seismic cycles, size of the largest events, and the avalanche size distribution in a model of seismicity. *Physical Review E*, 85(4):046112, 2012.
- [84] F Camborde, C Mariotti, and FV Donzé. Numerical study of rock and concrete behaviour by discrete element modelling. *Computers and Geotechnics*, 27(4):225–247, 2000.
- [85] Francesco Mainardi and Giorgio Spada. Creep, relaxation and viscosity properties for basic fractional models in rheology. *The European Physical Journal-Special Topics*, 193(1):133–160, 2011.
- [86] Daniel Bonamy, Silke Prades, CL Rountree, Laurent Ponson, Davy Dalmas, Elisabeth Bouchaud, K Ravi-Chandar, and Claude Guillot. Nanoscale damage during fracture in silica glass. *International Journal of Fracture*, 140(1):3–14, 2006.
- [87] Amos Nur and John R Booker. Aftershocks caused by pore fluid flow? *Science*, 175(4024):885–887, 1972.
- [88] W Ehlers and B Markert. On the viscoelastic behaviour of fluid-saturated porous materials. *Granular Matter*, 2(3):153–161, 2000.
- [89] Yehuda Ben-Zion and Vladimir Lyakhovskiy. Accelerated seismic release and related aspects of seismicity patterns on earthquake faults. *Earthquake Processes: Physical Modelling, Numerical Simulation and Data Analysis Part II*, pages 2385–2412, 2002.
- [90] Jeanne L Hardebeck, Karen R Felzer, and Andrew J Michael. Improved tests reveal that the accelerating moment release hypothesis is statistically insignificant. *Journal of Geophysical Research: Solid Earth*, 113(B8), 2008.
- [91] David Vere-Jones, Russell Robinson, and Wenzheng Yang. Remarks on the accelerated moment release model: problems of model formulation, simulation and estimation. *Geophysical Journal International*, 144(3):517–531, 2001.
- [92] Russell Robinson, Shiyong Zhou, Steven Johnston, and David Vere-Jones. Precursory accelerating seismic moment release (AMr) in a synthetic seismicity catalog: A preliminary study. *Geophysical Research Letters*, 32(7), 2005.
- [93] Egill Hauksson, Men Andrin Meier, Zachary E. Ross, and Lucile M. Jones. Evolution of seismicity near the southernmost terminus of the san andreas fault: Implications of recent earthquake clusters for earthquake risk in southern california. *Geophysical Research Letters*, 44(3):1293–1301, 2016.