



CHORUS

This is the accepted manuscript made available via CHORUS. The article has been published as:

Effective Confining Potential of Quantum States in Disordered Media

Douglas N. Arnold, Guy David, David Jerison, Svitlana Mayboroda, and Marcel Filoche

Phys. Rev. Lett. **116**, 056602 — Published 5 February 2016

DOI: [10.1103/PhysRevLett.116.056602](https://doi.org/10.1103/PhysRevLett.116.056602)

The effective confining potential of quantum states in disordered media

Douglas N. Arnold,^{1,*} Guy David,^{2,†} David Jerison,^{3,‡} Svitlana Mayboroda,^{1,§} and Marcel Filoche^{4,¶}

¹*School of Mathematics, University of Minnesota, Minneapolis, MN, USA*

²*Univ Paris-Sud, Laboratoire de Mathématiques, CNRS, UMR 8658 Orsay, F-91405***

³*Mathematics Department, Massachusetts Institute of Technology, Cambridge, MA, USA*

⁴*Physique de la Matière Condensée, Ecole Polytechnique, CNRS, Palaiseau, France*

(Dated: January 13, 2016)

The amplitude of localized quantum states in random or disordered media may exhibit long range exponential decay. We present here a theory that unveils the existence of an effective potential which finely governs the confinement of these states. In this picture, the boundaries of the localization subregions for low energy eigenfunctions correspond to the barriers of this effective potential, and the long range exponential decay characteristic of Anderson localization is explained as the consequence of multiple tunneling in the dense network of barriers created by this effective potential. Finally, we show that the Weyl's formula based on this potential turns out to be a remarkable approximation of the density of states for a large variety of 1D systems, periodic or random.

PACS numbers: 71.23.An, 72.15.Rn, 03.65.Ge

Despite more than 50 years of research, many questions on the exact mechanism of Anderson localization still remain open [1–4]. One of the most puzzling aspects of this phenomenon is the strong spatial confinement of the one-particle quantum states, i.e., the exponential decay of the wave amplitude at long range in the absence of any confining potential [5–8]. In the interpretation due to Anderson, this decay comes from the destructive interferences between waves traveling from an initial source along different propagation pathways in the disordered potential [9, 10]. At distances from the origin much larger than the correlation length, the waves statistically almost cancel each other, leading to an exponential decay of the amplitude. However, this statistical result says nothing about the detailed nature of the decay. Does it occur smoothly, in a continuous way, when the distance goes to infinity? Or are there specific places where a transition between constructive and destructive interference can be observed?

A recent theory has shown that the precise spatial location of such quantum states in a potential $V(\vec{r})$ can be predicted using the solution $u(\vec{r})$ of a simple associated Dirichlet problem, called the *localization landscape* [11]. While quantum states and their energies are respectively the eigenfunctions and the eigenvalues of the Hamiltonian of the system defined as $\hat{H} = -\frac{\hbar^2}{2m}\Delta + V$, the landscape u is defined as the solution of

$$\hat{H}u = -\frac{\hbar^2}{2m}\Delta u + Vu = 1, \quad (1)$$

the boundary conditions being either Dirichlet, Neumann, or periodic. In this theory, the localization subregions are delimited by the valley lines of the graph of u . This property directly derives from a fundamental inequality satisfied by any eigenfunction ψ of \hat{H} with eigenvalue E , normalized so that its maximum amplitude

is equal to 1:

$$|\psi(\vec{r})| \leq E u(\vec{r}). \quad (2)$$

In other words, the small values of u along its valley lines constrain the amplitude of ψ to be small along the same lines, and as a consequence, localize low energy eigenfunctions inside the regions enclosed by these lines [11].

We unveil here a different, and much more powerful role played by u , by showing that the function $W \equiv 1/u$ can in fact be interpreted as a confining potential that is responsible for the exponential decay of the Anderson localized states even far from its main localization subregion. To that end, the original Schrödinger equation is transformed by introducing an auxiliary function φ such that $\psi \equiv u\varphi$. Expressing that ψ is an eigenvector of the Hamiltonian writes

$$\left(-\frac{\hbar^2}{2m}\Delta + V\right)(u\varphi) = E u\varphi. \quad (3)$$

Developing this equation and accounting for the definition of u in Eq. 1 gives

$$-\frac{\hbar^2}{2m}\Delta\varphi - 2\frac{\hbar^2}{2m}\frac{\nabla u}{u} \cdot \nabla\varphi + \frac{1}{u}\varphi = E\varphi. \quad (4)$$

The additional first order term proportional to $\nabla\varphi$ can be inserted into the second order term which finally yields:

$$-\frac{\hbar^2}{2m}\left[\frac{1}{u^2}\operatorname{div}(u^2\nabla\varphi)\right] + W\varphi = E\varphi. \quad (5)$$

One can see that the auxiliary function $\varphi = \psi/u$ thus obeys a Schrödinger-type equation in which the original potential $V(\vec{r})$ has disappeared. Instead, a new function $W(\vec{r})$ now plays the role of “effective confining potential”. One first notices that, since u is a solution of Eq. 1, W is indeed homogeneous to an energy. Moreover, the valleys of u which are the boundaries of the localization

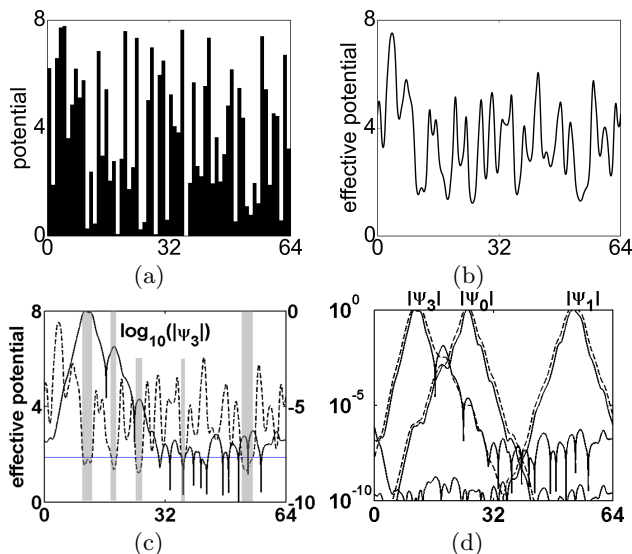


FIG. 1. (a) Random piecewise constant potential. (b) Effective confining potential W computed by solving Eq. 1 then taking the reciprocal of u . (c) Probability amplitude of the 4th state $|\psi_3\rangle$ of energy $E_3 = 1.88$ in logarithmic scale superimposed on the effective potential W (dashed line). The wells of W for this state are defined by the intersections of the horizontal line $W = E_3$, and are outlined in grey. One can see that the decay of the eigenfunction occurs mostly outside these wells, i.e., in the barriers of W , and stops inside these wells. (d) Amplitudes of **three different** quantum states (ψ_0 , ψ_1 , and ψ_3) in logarithmic scale, superimposed with the estimates obtained using the Agmon distance (dashed lines). These estimate are equal to the right hand side of Ineq. (8). The Agmon estimates follow in detail the decay of the actual amplitudes down to values smaller than 10^{-7} .

subregions [11] also correspond to the crest lines of this new potential. These crest lines act as barriers for the auxiliary function φ .

The demonstration that W plays the role of an effective potential derives from the following equality satisfied by any quantum state $|\psi\rangle$:

$$\langle \psi | \hat{H} | \psi \rangle = \langle u \hat{p} \left(\frac{\psi}{u} \right) | u \hat{p} \left(\frac{\psi}{u} \right) \rangle + \langle \psi | \hat{W} | \psi \rangle. \quad (6)$$

The detailed proof of this equality is given in Supplemental Material [12]. It shows not only that, independently of its kinetic energy, the energy E of any quantum state $|\psi\rangle$ can never be smaller than the one it would have in a potential $W(\vec{r})$, but also that, according to Agmon's inequality [13, 14], the quantity $(W - E)$ can be used to build an Agmon distance $\rho_E(\vec{r}_1, \vec{r}_2)$ that will control the decay of $\psi(\vec{r})$ in the regions where $E < W$. This distance is defined as

$$\rho_E(\vec{r}_1, \vec{r}_2) = \min_{\gamma} \left(\int_{\gamma} \sqrt{(W(\vec{r}) - E)_+} ds \right) \quad (7)$$

where the minimum is computed on all paths γ going from \vec{r}_1 to \vec{r}_2 . The control on the amplitude $\psi(\vec{r})$ of

an eigenfunction centered in \vec{r}_0 of energy E is expressed through the inequality

$$|\psi(\vec{r})| \lesssim e^{-\rho_E(\vec{r}_0, \vec{r})}. \quad (8)$$

This exponential decay can be observed in Fig. 1 which displays the localization of quantum states in a random potential with periodic boundary conditions. The potential is piecewise constant on intervals of length 1, with values following a uniform law between 0 and $V_{\max} = 8$, where units of $\hbar^2/2m$ are considered (Fig. 1a). The domain length $L = 64$ thus corresponds to the total number of such intervals. Fig. 1b displays the effective confining potential $W = 1/u$ computed from solving Eq. 1. This effective potential (dashed line) is superimposed in Fig. 1c with the logarithmic plot of the third excited state (ψ_3). In log scale, an exponential decay of the state amplitude translates into a linear drop. The wells of W for ψ_3 are the locations where $W < E_3$, and are outlined in grey. One can observe that the decay of ψ_3 occurs exactly at the barriers of W and stops across the wells. Fig. 1d presents a comparison between the amplitudes of ψ_0 , ψ_1 , and ψ_3 (solid lines) and the estimates obtained using the Agmon distance build from W (dashed lines). **We find that the amplitudes and their estimates are almost identical, and this result is robust for higher energies and for many realizations of the random potential.**

The confining properties of $1/u$ are even more interesting in two dimensions. In the case of a 2D random potential where no clear localization region can be outlined, it has already been observed that the localization landscape u exhibits marked valleys that determine the localization subregions [15]. Here we show that $1/u$ exponentially controls the confinement of the quantum states in the entire domain through the heights and widths of its barriers. This is of particular interest in cases where the semi-classical approach fails, as for instance for a Boolean-type potential (a random potential that can take only two values). Figure 2a displays a realization of a 2D Boolean potential, i.e., a potential that can take only two values, $V_{\min} = 0$ or $V_{\max} = 4$. In the present computation, the domain is divided into 40×40 small unit squares, and the potential is piecewise constant on each of these unit squares, taking the value V_{\min} with probability $p_0 = 0.6$ and the value V_{\max} with probability $p = 0.4$ so that the $V = 0$ region has a large chance to percolate throughout the domain, as happens for the specific realization. Consequently, a classical particle would never be confined by such a potential, independently of its energy.

Both the effective potential W and the fundamental quantum state ψ_0 are obtained using 320,000 triangular Lagrange finite elements of degree 3, with a code based on the FEniCS finite element software environment [16]. Figure 2b displays a color representation of W , and its crest lines computed using a watershed algorithm. Figure 2c presents the amplitude of ψ_0 overlapped with the

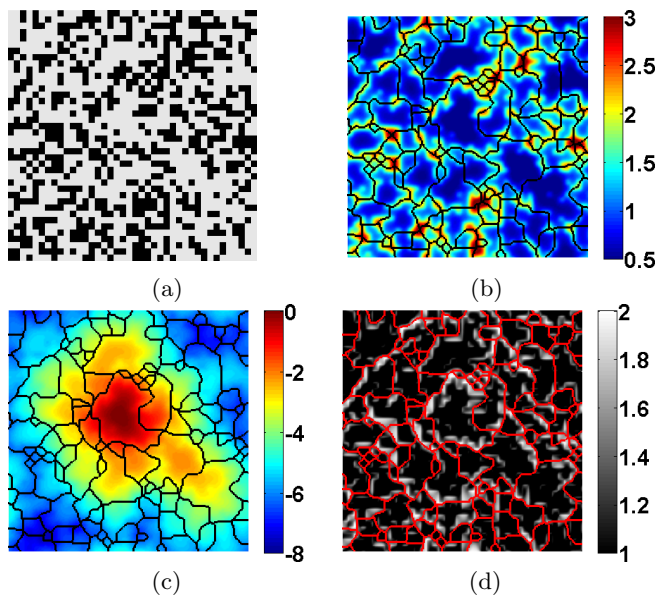


FIG. 2. (Color online) (a) Boolean potential V . The black region corresponds to $V = V_{max} = 4$. The white region, corresponding to $V = 0$, occupies about 60% of the domain and percolates from the center to the outer boundary of the domain. (b) Color representation of $W \equiv 1/u$, the effective potential as defined in Eq. 5, superimposed by the crest lines of this potential computed using a watershed algorithm. (c) Color representation of $\log_{10}(\psi_0(\vec{r}))$, ψ_0 being the fundamental eigenfunction of energy $E_0 = 0.503$, superimposed with the crest lines of W . (d) The logarithmic gradient of ψ_0 , thresholded so that values > 1 are in black, and superimposed with the crest lines of W . The clear match indicates that the exponential decay of ψ occurs exactly at the boundaries of the localization subregions determined by the effective potential W .

same lines. One can notice how the decay of the amplitude closely follows the subregions delimited by these lines.

In order to examine in detail the long range decay of this quantum state, the quantity $|\nabla \log(|\psi|)|$ which can be interpreted as the inverse of the local length of decay of the wavefunction, is plotted in Figure 2d. Superimposing the level sets of this quantity with the crest lines of $1/u$ (which are also the valleys of the landscape u) reveals a very strong correlation: the local length of decay increases substantially in the vicinity of the barriers of W . The long range exponential decay in Anderson localization does not occur uniformly but rather appears as the consequence of successive and cumulative decays across the dense network of barriers generated by W . **This behavior can be observed consistently in many trials and for all localized eigenfunctions.**

In summary, the decay of the original eigenfunction $\psi = u \varphi$ away from its maximum thus originates from two concurring contributions:

- First, u is small near the valleys surrounding the

maximum of ψ , reducing accordingly the amplitude of ψ wherever $E u(\vec{r}) < 1$ (see [11]).

- Second, φ decays through the barriers of W , which can be interpreted as “quantum tunneling” of the auxiliary function when W is larger than E .

So, not only does the amplitude of the quantum state ψ decrease in the vicinity of the valleys of the landscape u , but also it decays when crossing the far away valleys as long as the value of W is larger than the energy E . This decay is directly governed by the exponential of the Agmon distance build from W .

One can therefore conclude that the complicated interferential pattern of wave localization in V is translated into the picture of a classical confinement, observed through the glass of the wells and barriers of the new effective potential W . It is thus possible to graphically identify the localization subregions at energy E just by flooding the effective potential W up to the height E , and then observing the extent of the flooded basins. Each basin can be considered as local oscillator, the entire system then appearing as a set of oscillators, each independent at low energy and weakly coupled by quantum tunneling through the boundaries of the basins. One has to underline that for energies higher than the maximum of W , there is no more classical confinement by W , and the state localization in 1D or 2D comes from the randomness present in the effective potential.

It is interesting to note that W can also be interpreted as a regularized version of the original potential V . This can be seen by rewriting Eq. 1 as

$$V - W = \frac{\hbar^2}{2m} \frac{\Delta u}{u}. \quad (9)$$

However, unlike in a classical smoothing procedure, the smoothing scale here is not constant but varies spatially depending on the value of u , hence of V . The smoothed effective potential W resulting from this non linear operation favors the emergence of well-formed wells surrounded by barriers, even in situations where none are visible in the original potential. In that sense, the behavior of W is much closer to that of a classical confining potential than V .

The emergence of localized states triggered by the quenched disorder may also strongly perturb the one-electron density of states [17–19]. In some cases, it may shift the energy of the fundamental state, leading to an enhancement of the already existing gap in crystalline semiconductors [20] or amorphous semiconductors [21] or the creation of a pseudogap in superconducting materials. Very generally, Weyl’s laws states that the IDOS (integrated density of states) $N(E)$ at a given energy E can be approximated by the volume (properly normalized) in the phase space (\vec{x}, \vec{k}) that can be explored by

a classical particle of mechanical energy smaller than E :

$$\begin{aligned} N(E) &\approx (2\pi)^{-n} \iint_{H(\vec{x}, \vec{k}) \leq E} d^n x d^n k \\ &= (2\pi)^{-n} \iint_{\frac{\hbar^2 k^2}{2m} + V(\vec{x}) \leq E} d^n x d^n k . \end{aligned} \quad (10)$$

where n is the spatial dimension. For example in the local band structure theory of semiconductors, the local density of states is obtained by assigning to V the value $E_c(\vec{x})$, the bottom edge of the conduction band. However, Weyl's formula is only valid in the asymptotic limit $E \rightarrow +\infty$ and can be very inaccurate at low energies.

It follows immediately from Eq. 10 that Weyl's formula in one dimension writes $N(E) \approx N_V(E)$ where

$$\begin{aligned} N_V(E) &= \frac{1}{2\pi} \iint_{\frac{\hbar^2 k^2}{2m} + V(x) \leq E} dx dk \\ &= \frac{1}{2\pi} \int \left[\int_{\frac{\hbar^2 k^2}{2m} \leq E - V(x)} dk \right] dx \\ &= \frac{\sqrt{2m}}{\pi \hbar} \int_{V(x) < E} [E - V(x)]^{1/2} dx . \end{aligned} \quad (11)$$

Due to the analogy with classical mechanics that is implicitly behind Weyl's law, one can easily understand why this approximation is poor in quantum systems where wave interference plays a major role. This can be seen in Figure 3 where the density of states for three typical cases of one-dimensional potential are examined: random with uniform law (a), random boolean (c), and periodic (e). For each type of potential represented on the left, both the true counting function $N(E)$ (stepwise solid line) and the approximation $N_V(E)$ (dotted red curve, obtained from Weyl's approximation) are represented. One can see that in all three cases, these two curves differ significantly as expected.

We now compute a new approximation of the counting function, this time based on the potential W deduced from u . The reason for doing so lies in the fact that W has been shown to behave as an effective potential energy (Eq. 6) with identifiable wells and barriers, in the spirit of a classical mechanical system. In all three frames (b), (d), and (f), the smooth curve (dotted red line) is the approximation $N_W(E)$ obtained by inserting the effective potential W into Eq. 11. One can immediately notice the remarkable agreement between the original counting function and $N_W(E)$, whereas the standard approximation N_V using the original potential totally fails to predict the density of states. In particular, $N_W(E)$ detects precisely the shift of the lower edge of the conduction band induced either by disorder (Fig. 3b) or by the periodicity of the potential (Fig. 3f). This lower bound to all energy values corresponds to an added gap in the IDOS that is reminiscent of the missing density of states at lower energy in Anderson localization [22]. At higher

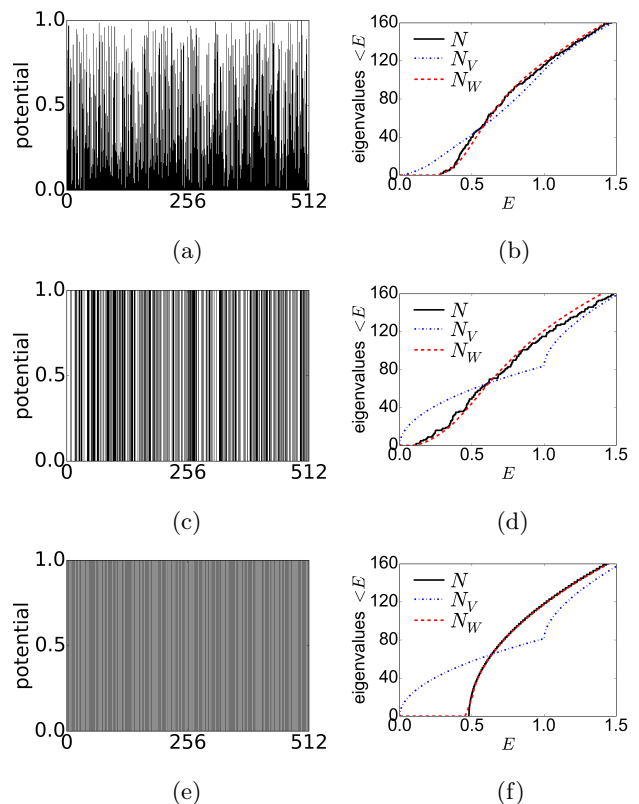


FIG. 3. (Color online) (Left) Three different type of potentials: (a) random with uniform law on $[0, 1]$, (c) random Boolean (0 or 1), (e) periodic with 256 periods, $V = 0$ on the first half of the period, $V = 1$ on the second half. (Right) For each potential, the counting function N (solid black line) is represented, together with N_V (blue dash-dotted), Weyl's approximation using the original potential V (as defined in Eq. 11), and N_W (red dotted), the same with W . Notice in all cases the remarkable agreement between N and N_W .

energy, all three curves catch up, as they asymptotically follow the Weyl law without potential, which is proportional to $E^{1/2}$.

In summary, a new conceptual tool has been introduced for understanding the localization properties of quantum states. This object is the reciprocal of the localization landscape introduced in [11] and can be interpreted as an effective potential. We have shown that this effective potential not only determines the boundaries of the localization regions but also controls the long range decay of the quantum states through an Agmon metric. In particular, the exponential decay observed in Anderson localization has been shown not to occur uniformly, but rather to be concentrated across the barriers of this effective potential. Therefore the transport between adjacent basins of the effective potential involves an "effective quantum tunneling". In short, one can say that the effective potential captures the interference pattern

created by waves in the original potential and converts it into a semi-classical picture of confining potential. Finally, this property enables us to build an approximation of the integrated density of states based on the Weyl law. Applied to various types of 1D potentials, either random or deterministic, this approximation showed a remarkable agreement with the actual IDOS, far more accurate than what can be obtained using Weyl's law, with or without the original potential.

Because it captures the deep localization properties of a complex or random potential, the effective confining potential is a very promising tool for understanding the features of quantum waves in disordered media. Indeed, our procedure reveals the system as a partition of weakly coupled oscillators, and thus efficiently realizes an approximate diagonalization of the Hamiltonian for the portion of the spectrum spanned by localized eigenfunctions. With this information at hand, we can calculate the carrier distribution in random alloys such as for instance the active layers of GaN-based QW-LEDs [23]. Finally, our approach brings a new perspective to such open questions as the nature of the transition from localized to delocalized states in 3D (the mobility edge) and the onset of localization in many body systems.

Doug Arnold is partially supported by the NSF grant DMS-1418805. Guy David is partially supported by an ANR Grant, programme blanc GEOMETRYA, ANR-12-BS01-0014. David Jerison is supported the NSF Grant DMS-1069225. Svitlana Mayboroda is partially supported by the Alfred P. Sloan Fellowship, the NSF CAREER Award DMS-1056004, the NSF MRSEC Seed Grant, and the NSF INSPIRE Grant. Marcel Filoche is partially supported by a PEPS-PTI Grant from CNRS.

* arnold@umn.edu

† guy.david@math.u-psud.fr

‡ jerison@math.mit.edu

§ svitlana@math.umn.edu

¶ marcel.filoche@polytechnique.edu

** Institut Universitaire de France

[1] P. W. Anderson, *Physical Review* **109**, 1492 (1958).

[2] E. Abrahams, S. V. Kravchenko, and M. P. Sarachik, *Review of Modern Physics* **73**, 251 (2001).

[3] F. Evers and A. D. Mirlin, *Reviews of Modern Physics* **80** (2008).

[4] A. Lagendijk, B. van Tiggelen, and D. S. Wiersma, *Physics Today* **62**, 24 (2009).

[5] S. John, *Physical Review Letters* **58**, 2486 (1987).

[6] J. Billy, V. Josse, Z. Zuo, A. Bernard, B. Hambrecht, P. Lugan, D. Clement, L. Sanchez-Palencia, P. Boyer, and A. Aspect, *Nature* **453**, 891 (2008).

[7] G. Roati, C. D'Errico, L. Fallani, M. Fattori, C. Fort, M. Zaccanti, G. Modugno, M. Modugno, and M. Inguscio, *Nature* **453**, 895 (2008).

[8] F. Riboli, P. Barthelemy, S. Vignolini, F. Intonti, A. D. Rossi, S. Combrie, and D. Wiersma, *Optics Letters* **36**, 127 (2011).

[9] E. Akkermans, P. E. Wolf, R. Maynard, and G. Maret, *Journal de Physique France* **49**, 77 (1988).

[10] R. C. Kuhn, C. Miniatura, D. Delande, O. Sigwarth, and C. A. Müller, *Physical Review Letters* **95**, 250403 (2005).

[11] M. Filoche and S. Mayboroda, *Proceedings of the National Academy of Sciences of the USA* **109**, 14761 (2012).

[12] See Supplemental Material at [URL] for the mathematical proof of the identity.

[13] S. Agmon, *Lectures on exponential decay of solutions of second-order elliptic equations: bounds on eigenfunctions of N -body Schrödinger operators*, Mathematical Notes, Vol. 29 (Princeton University Press, Princeton, New Jersey, 1982).

[14] S. Agmon, *Lecture Notes in Mathematics* **1159**, 1 (1985).

[15] M. Filoche and S. Mayboroda, *Contemporary Mathematics Fractal Geometry and Dynamical Systems in Pure and Applied Mathematics II: Fractals in Applied Mathematics*, **601**, 113 (2013).

[16] A. Logg, K.-A. Mardal, G. N. Wells, *et al.*, *Automated Solution of Differential Equations by the Finite Element Method* (Springer, 2012).

[17] G. Xu, J. Carlos M. Torres, E. B. Song, J. Tang, J. Bai, X. Duan, Y. Zhang, and K. L. Wang, *Nanoletters* **10**, 4590 (2010).

[18] G. M. Falco, A. A. Fedorenko, J. Giacomelli, and M. Modugno, *Physical Review A* **82**, 053405 (2010).

[19] J. Chen, E. Hontz, J. Moix, M. Welborn, T. VanVoorhis, A. Suárez, R. Movassagh, and A. Edelman, *Physical Review Letters* **109**, 036403 (2012).

[20] D. Thouless, *Physics Reports* **13**, 93 (1974).

[21] N. F. Mott, *Philosophical Magazine* **22**, 7 (1970).

[22] N. F. Mott, *Philosophical Magazine* **19**, 835 (1969).

[23] Y. Wu, C.-K. Li, J. Peretti, L. Martinelli, M. Filoche, M. Piccardo, and C. Weisbuch, France-Taiwan ANR funded project ANR-14-CE05-0048 (2014).