



CHORUS

This is the accepted manuscript made available via CHORUS. The article has been published as:

Standard Model Prediction for Direct CP Violation in $K \rightarrow \pi\pi$ Decay

Z. Bai, T. Blum, P. A. Boyle, N. H. Christ, J. Frison, N. Garron, T. Izubuchi, C. Jung, C. Kelly, C. Lehner, R. D. Mawhinney, C. T. Sachrajda, A. Soni, and D. Zhang (RBC and UKQCD Collaborations)

Phys. Rev. Lett. **115**, 212001 — Published 17 November 2015

DOI: [10.1103/PhysRevLett.115.212001](https://doi.org/10.1103/PhysRevLett.115.212001)

Standard-model prediction for direct CP violation in $K \rightarrow \pi\pi$ decay

Z. Bai,¹ T. Blum,² P.A. Boyle,³ N.H. Christ,¹ J. Frison,³ N. Garron,⁴ T. Izubuchi,^{5,6}
 C. Jung,⁵ C. Kelly,⁶ C. Lehner,⁵ R.D. Mawhinney,¹ C.T. Sachrajda,⁷ A. Soni,⁵ and D. Zhang¹
 (RBC and UKQCD Collaborations)

¹*Physics Department, Columbia University, New York, NY 10027, USA*

²*Physics Department, University of Connecticut, Storrs, CT 06269-3046, USA*

³*SUPA, School of Physics, The University of Edinburgh, Edinburgh EH9 3JZ, UK*

⁴*School of Computing & Mathematics, Plymouth University, Plymouth PL4 8AA, UK*

⁵*Physics Department, Brookhaven National Laboratory, Upton, NY 11973, USA*

⁶*RIKEN-BNL Research Center, Brookhaven National Laboratory, Upton, NY 11973, USA*

⁷*School of Physics and Astronomy, University of Southampton, Southampton SO17 1BJ, UK*

(Dated: August 11, 2015)

We report the first lattice QCD calculation of the complex kaon decay amplitude A_0 with physical kinematics, using a $32^3 \times 64$ lattice volume and a single lattice spacing a , with $1/a = 1.3784(68)$ GeV. We find $\text{Re}(A_0) = 4.66(1.00)(1.26) \times 10^{-7}$ GeV and $\text{Im}(A_0) = -1.90(1.23)(1.08) \times 10^{-11}$ GeV, where the first error is statistical and the second systematic. The first value is in approximate agreement with the experimental result: $\text{Re}(A_0) = 3.3201(18) \times 10^{-7}$ GeV while the second can be used to compute the direct CP violating ratio $\text{Re}(\varepsilon'/\varepsilon) = 1.38(5.15)(4.59) \times 10^{-4}$, which is 2.1σ below the experimental value $16.6(2.3) \times 10^{-4}$. The real part of A_0 is CP conserving and serves as a test of our method while the result for $\text{Re}(\varepsilon'/\varepsilon)$ provides a new test of the standard-model theory of CP violation, one which can be made more accurate with increasing computer capability.

PACS numbers: 12.38.Gc 11.30.Er 12.15.Hh 13.20.Eb

The violation of CP symmetry was discovered as a sub-percent admixture of the CP-even combination of K^0 and \bar{K}^0 mesons in a nominally CP-odd decay eigenstate [1]. In the standard model this mixing is caused by a single CP-violating phase which can be introduced if there are three generations of quarks in Nature [2]. This CP-violating mixing is the indirect effect of virtual top quarks. It is described by the parameter ε whose measured magnitude is $2.228(0.011) \times 10^{-3}$, a value successfully related by the standard model to the CP violating phase measured in the decay of bottom mesons.

Much more difficult to measure and to compute theoretically is the direct violation of CP in K decay, described by the parameter ε' and resulting from a CP violating difference between the phases of the decay amplitudes A_0 and A_2 , which describe kaon decay into a two-pion state with isospin $I = 0$ and 2 respectively. This direct CP violation is three orders of magnitude smaller than that caused by mixing, with $\text{Re}(\varepsilon'/\varepsilon) = 1.66(0.23) \times 10^{-3}$ [3–7]. Because of its small size this direct violation of CP is especially sensitive to phenomena beyond the standard model, phenomena that are believed to be required to explain the current excess of matter over anti-matter in the universe.

While standard-model, direct CP violation involves massive W bosons and top quarks at an energy scale far above that accessible to lattice QCD, these high-energy interactions can be accurately captured by a low energy effective Lagrangian with Wilson coefficients (y_i and z_i below) which have been computed to next-leading-order

in QCD and electro-weak perturbation theory [8]:

$$H_W = \frac{G_F}{\sqrt{2}} V_{us}^* V_{ud} \sum_{i=1}^{10} [z_i(\mu) + \tau y_i(\mu)] Q_i(\mu). \quad (1)$$

Here $G_F = 1.166 \times 10^{-5}/(\text{GeV})^2$, $V_{q'q}$ is the Cabibbo-Kobayashi-Maskawa matrix element connecting the quarks q' and q and $\tau = -V_{ts}^* V_{td}/V_{us}^* V_{ud}$. The ten operators Q_i are combinations of seven independent four-quark operators [9], renormalized at the scale μ . The task that remains is to compute the matrix element of the ten Q_i between an initial kaon and final $\pi\pi$ state with $I = 0$ or 2. While this has been an active area for theoretical work over the past thirty years, no reliable analytic method to compute these matrix elements has emerged [10–13]. However, this task is well-suited to lattice QCD.

Over the past five years, the calculation of the $I = 2$ decay has become accessible to lattice methods [14, 15] and physical, continuum-limit results for A_2 are available with 10% errors [16]. However, calculating the $I = 0$ amplitude A_0 faces substantial new difficulties: i) the need to create an $I = 0$ two-pion state with energy well above threshold and ii) the statistical noise associated with the vacuum intermediate state. These difficulties have been overcome by methods we will now describe.

COMPUTATIONAL METHOD

The $K \rightarrow \pi\pi$ matrix elements of the ten operators Q_i are determined from the Euclidean Green's functions

$$C_{K,\pi\pi}^i(t_K, t_Q, t_{\pi\pi}) = \langle 0 | J_{\pi\pi}(t_{\pi\pi}) Q_i(t_Q) J_K(t_K) | 0 \rangle \quad (2)$$

in the limit of large time separations $t_{\pi\pi} - t_Q$ and $t_Q - t_K$ which projects onto the initial and final states of interest. The operators J_K and $J_{\pi\pi}$ create the initial-state kaon and destroy the two final-state pions. Introducing a final state composed of two pions with non-zero relative momentum poses special challenges. Using now standard methods [17], the desired finite-volume two-pion state would have an energy well above that with two pions at rest and require a multi-exponential fit to determine the decay matrix element. For the $I = 2$, two-pion state this problem can be addressed by imposing anti-periodic boundary conditions on the down quark [14, 18].

However, for the $I = 0$ state we must impose isospin-symmetric boundary conditions to avoid mixing the $I = 0$ and 2 states. This is possible through a major algorithmic advance: the introduction of G -parity boundary conditions [19, 20]. Since each pion is odd under G -parity, apart from the effects of their interaction, each pion must then carry a minimum momentum of π/L for each direction (of length L) in which G -parity is imposed. For our lattice volume, imposing G -parity boundary conditions in all three spatial directions results in the required $I = 0$, $\pi\pi$ energy $E_{\pi\pi} \approx M_K$.

The G -parity transformation is described by the operator $G = C e^{i\pi I_y}$, a product of charge conjugation (C) and a 180° isospin rotation about the y -axis [21]. When a lattice derivative connects quark fields across such a boundary the (u, d) doublet is joined to a G -parity transformed doublet $(\bar{d}, -\bar{u})$. This doubles the computational cost and requires substantial code modifications since explicit u and d degrees of freedom must be introduced. In addition, the gauge fields must now obey charge-conjugation boundary conditions which demands new, special, gauge ensembles. Since quarks and anti-quarks are mixed at the boundaries, new contractions must be included in which two quark or two anti-quark fields are joined by a propagator. Finally, a consistent treatment of the strange quark s requires that we include an unphysical partner s' to form an iso-doublet that obeys G -parity boundary conditions [22]. When generating the $2 + 1$ flavor gauge ensemble we must then take the square root of the determinant of the $s - s'$ Dirac operator so that only a single strange quark flavor is included.

The second critical difficulty is that the $I = 0$, two-pion state has the same quantum numbers as the vacuum, the state which thus dominates the large $t_{\pi\pi} - t_Q$ limit needed to remove excited states. We must subtract this vacuum contribution and deal with the exponentially falling signal-to-noise ratio that results, a subtraction carried out successfully in threshold calculations, with final-state pions approximately at rest. [23, 24] [25].

We reduce the noise from this vacuum subtraction using two techniques. First we use a split-pion operator [24] to destroy the two-pion state. Specifically $J_{\pi\pi}(t_{\pi\pi})$ is the product of two quark-anti-quark pairs, one pair at the time $t_{\pi\pi}$ and the second at $t_{\pi\pi} + 4$. By separating

the pion operators we suppress the vacuum coupling that results when coincident pion operators immediately create and destroy a pion, reducing the vacuum noise $2\times$. Second we use all-to-all propagators [26, 27] to construct each pion interpolating operator from a quark-anti-quark pair, fixed to Coulomb gauge, with a relative coordinate, hydrogen ground-state wave function of radius $2a$ and center-of-mass coordinate distributed over a time plane at $t_{\pi\pi}$ or $t_{\pi\pi} + 4$. This choice increases the $J_{\pi\pi}$ coupling to the two-pion state relative to the vacuum, giving a further $2\times$ noise reduction [28].

We use a $32^3 \times 64$ volume, the Iwasaki+DSDR gauge action [29] and Möbius [30], domain wall fermions (DWF) [31] with an extent of 12 in the fifth dimension. By using $\beta = 1.75$ and Möbius parameters $b + c = 32/12$ and $b - c = 1$ we ensure that this ensemble is equivalent to our earlier DSDR ensemble [32], except that the latter has periodic boundary conditions and $m_\pi = 170$ MeV. Input quark masses of $m_l (= m_u = m_d) = 0.0001$ and $m_s = 0.045$ are used. (If a dimensioned quantity is given without units, lattice units are implied.) The inverse lattice spacing, residual quark mass, pion mass, and single-pion energy are $1/a = 1.3784(68)$ GeV, $m_{\text{res}} = 0.001842(7)$, $M_\pi = 143.1(2.0)$ MeV and $E_\pi = 274.6(1.4)$ MeV.

We analyzed 216 gauge configurations separated by 4 units of molecular dynamics time, starting at 300 time units for equilibration. Seventy-five distinct diagrams were computed, of four types as shown in Fig. 1. We compensated for this small number of configurations by performing 64 measurements on each configuration, introducing the kaon and pion sources on each of the 64 time planes. (The statistically more accurate, type 1 and 2 diagrams were computed only on every eighth time plane.) The many propagator inversions needed on each configuration were accelerated using low-mode deflation with 900 Lanczos eigenvectors [33] with the BAGEL fermion matrix package [34]. A complete set of measurements required 20 hours on an IBM Blue Gene/Q $\frac{1}{2}$ -rack [35], in balance with the 24 hours needed to generate four time units of gauge field evolution on this same machine.

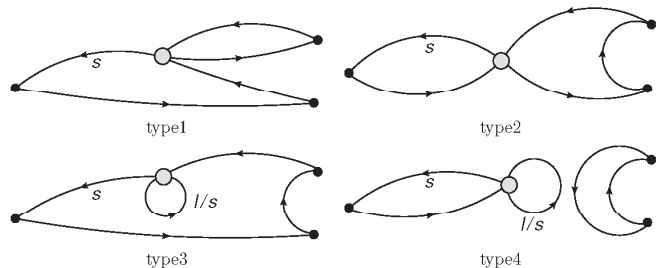


FIG. 1. Examples of the four types of diagram contributing to the $\Delta I = 1/2$, $K \rightarrow \pi\pi$ decay. Lines labeled ℓ or s represent light or strange quarks. Unlabeled lines are light quarks.

We must deal with two sorts of finite volume effects. The first are errors falling exponentially with increasing lattice size which result from “squeezing” the physical states. Such errors are at the percent level if $Lm_\pi \geq 4$. In our case, $Lm_\pi = 3.2$ and errors $\approx 7\%$ may result [15]. The second are effects falling as a power of L , similar to the discretization of the energy that we are exploiting. Here we apply the Lellouch-Lüscher correction [17] to remove the leading $1/L^3$ effect. This requires that our final $\pi\pi$ state is an “s-wave” combination of the eight single-pion momenta $(\pm 1, \pm 1, \pm 1)\pi/L$. Ensuring this s-wave symmetry requires pion operators constructed to minimize the quark-level, cubic-symmetry violations introduced by G-parity boundary conditions.

Essential to this calculation is the ability to define the seven independent, four-quark, lattice operators which correspond to those in the continuum Eq. (1). This is accomplished by using DWF whose accurate chiral symmetry ensures that the operator mixing is the same as that in the continuum. Specifically we apply the Rome-Southampton method [36] at $\mu = 1.53$ GeV, to introduce RI/SMOM normalization [23] and then use continuum QCD perturbation theory [37] to relate this to the $\overline{\text{MS}}$ normalization used for the Wilson coefficients [8].

ANALYSIS AND RESULTS

The $K \rightarrow \pi\pi$ matrix elements of the operators Q_i can be determined from the time dependence of the three-point functions defined in Eq. (2):

$$\langle J_{\pi\pi}(t_{\pi\pi})Q_i(t_Q)J_K(t_K) \rangle = e^{-E_{\pi\pi}(t_{\pi\pi}-t_Q)}e^{-M_K(t_Q-t_K)} \times \langle 0|J_{\pi\pi}(0)|\pi\pi \rangle \langle \pi\pi|Q_i(0)|K \rangle \langle K|J_K(0)|0 \rangle + \dots \quad (3)$$

The ellipses represent contributions from the vacuum final state or excited kaon or $\pi\pi$ states. For the “split-pion” operator $J_{\pi\pi}(t_{\pi\pi})$, $t_{\pi\pi}$ is the time closest to t_Q .

The normalization factors $\langle 0|J_{\pi\pi}(0)|\pi\pi \rangle$ and $\langle K|J_K(0)|0 \rangle$ in Eq. (3), and the energies M_K and $E_{\pi\pi}$ can be determined from the two-point functions:

$$\langle 0|J_X^\dagger(t_a)J_X(t_b)|0 \rangle = e^{-E_X(t_a-t_b)}|\langle 0|J_X(0)|X \rangle|^2 \quad (4)$$

where $X = \pi\pi$ or K . For $X = \pi\pi$ the contribution of the vacuum intermediate state to the left-hand side must be subtracted. Figure 2 shows the resulting effective energy of the kaon and two-pion states in lattice units. The kaon mass is obtained from an uncorrelated fit using $6 \leq t \leq 32$. For the more challenging $I = 0$, $\pi\pi$ energy, we perform a correlated, single-state fit over the interval $6 \leq t \leq 25$, obtaining $\chi^2/\text{dof} = 1.56(68)$. A correlated, two-state fit using $3 \leq t \leq 25$ gives consistent results. We find $M_K = 490.6(2.4)$ MeV and $E_{\pi\pi} = 498(11)$ MeV. Using the Lüscher quantization condition [38, 39] we find an $I = 0$, $\pi\pi$ phase shift $\delta_0 = 23.8(4.9)(1.2)^\circ$, smaller than phenomenological expectations [40, 41]. Here the

first error is statistical and the second an estimate of the $O(a^2)$ error. For $I = 2$ we find $E_{\pi\pi}^{I=2} = 573.0(2.9)$ MeV and will use $\delta_2 = -11.6(2.5)(1.2)^\circ$, a corrected version of our continuum result [16].

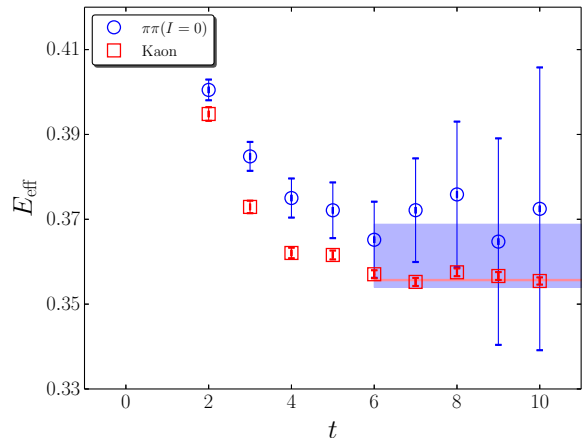


FIG. 2. Effective energies of the kaon (squares) and two-pion (circles) states deduced from the corresponding two-point functions by equating the results from two time separations to the function $A \cosh E_{\text{eff}}(T/2 - t)$ where $T = 64$ is the temporal lattice size, plotted as a function of the smallest of those two separations. (We replace T by $T - 8$ for the $\pi\pi$ case.) These are overlaid by the errorbands corresponding to the fitted values of $E_{\pi\pi}$ (light blue) and m_K (pink).

Important for type 3 and 4 diagrams is the quadratically divergent quark loop. This contribution is the same as that from the operator $\bar{d}\gamma^5 s$ with a coefficient $\propto (m_s - m_i)/a^2$. Since $\bar{d}\gamma^5 s$ is the divergence of an axial current, its matrix element between states with equal four-momentum will vanish and it will not contribute to a physical process such as $K \rightarrow \pi\pi$. However, for matrix elements between states with unequal energies, this term may be $20\times$ larger than the other physical terms. Even for an energy conserving amplitude, it will contribute both noise and increased systematic error from enhanced, energy non-conserving, excited-state contamination. We determine the size of such an unphysical piece from the ratio $r_i = \langle 0|Q_i(t_Q)|K \rangle / \langle 0|\bar{d}\gamma^5 s(t_Q)|K \rangle$ and then subtract, time slice by time slice, the operator $r_i \bar{d}\gamma^5 s(t_Q)$ [42], dramatically reducing the noise for Q_5 , Q_6 , Q_7 and Q_8 .

The largest contributions to the real and imaginary parts of A_0 come from Q_2 and Q_6 , respectively. Figure 3 shows the three-point functions for these operators as a function of the time separation between Q_i and $J_{\pi\pi}$. Because the vacuum state may appear between these operators, the relative size of the statistical noise in the vacuum-subtracted matrix element increases rapidly as $t_{\pi\pi} - t_Q$ increases. In Fig. 3 we have combined the data (by taking an error-weighted average) from each three-

point function for fixed $t_{\pi\pi} - t_Q$ and $t_Q - t_K \geq 6$.

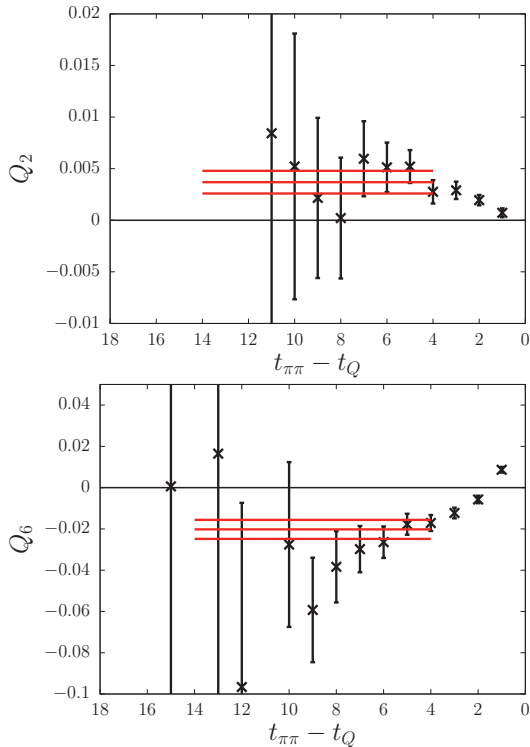


FIG. 3. The Q_2 and Q_6 three-point functions, plotted in lattice units as functions of $t_{\pi\pi} - t_Q$, with the time dependence in Eq. (3) removed. The horizontal lines show the central value and errors from the fit described below.

The matrix elements $\{\langle \pi\pi | Q_i | K \rangle\}_{1 \leq i \leq 10}$ are obtained by fitting the corresponding three-point functions to the time dependence in Eq. (3), using $t_Q - t_K \geq 6$ and $t_{\pi\pi} - t_Q \geq 4$. We fit 25 time separations with $t_{\pi\pi} - t_K = 10, 12, 14, 16$ and 18. Figure 3 is consistent with the existence of plateaus for $t_{\pi\pi} - t_Q \geq 4$ and consistent results are obtained when including the $t_{\pi\pi} - t_Q = 3$ data, suggesting sub-statistical, excited-state contamination. We estimate the systematic error from excited state contamination as the 5% difference between the $\pi\pi$ amplitude from a correlated, single-state fit to the $\pi\pi$ correlator with $t \geq 4$ (our matrix element fitting method) and the lowest energy amplitude found in a correlated, two-state fit to the same data with $t \geq 3$, although the difference is again within the now smaller statistical errors. (If we omit the accurate, $t_{\pi\pi} - t_Q = 4$ data, our statistical errors increase by 40%.) Combining the data into bins of size 1, 2, 4 and 8 configurations, shows no bin-size dependence of the statistical errors, suggesting that autocorrelations can be neglected. We therefore use a bin size of one.

Finally these lattice matrix elements are combined with the renormalization factors, Wilson coefficients and Lellouch-Lüscher finite volume correction to obtain their contributions to A_0 as listed in Tab. I. Adding these in-

i	Re(A_0)(GeV)	Im(A_0)(GeV)
1	1.02(0.20)(0.07) $\times 10^{-7}$	0
2	3.63(0.91)(0.28) $\times 10^{-7}$	0
3	-1.19(1.58)(1.12) $\times 10^{-10}$	1.54(2.04)(1.45) $\times 10^{-12}$
4	-1.86(0.63)(0.33) $\times 10^{-9}$	1.82(0.62)(0.32) $\times 10^{-11}$
5	-8.72(2.17)(1.80) $\times 10^{-10}$	1.57(0.39)(0.32) $\times 10^{-12}$
6	3.33(0.85)(0.22) $\times 10^{-9}$	-3.57(0.91)(0.24) $\times 10^{-11}$
7	2.40(0.41)(0.00) $\times 10^{-11}$	8.55(1.45)(0.00) $\times 10^{-14}$
8	-1.33(0.04)(0.00) $\times 10^{-10}$	-1.71(0.05)(0.00) $\times 10^{-12}$
9	-7.12(1.90)(0.46) $\times 10^{-12}$	-2.43(0.65)(0.16) $\times 10^{-12}$
10	7.57(2.72)(0.71) $\times 10^{-12}$	-4.74(1.70)(0.44) $\times 10^{-13}$
Tot	4.66(0.96)(0.27) $\times 10^{-7}$	-1.90(1.19)(0.32) $\times 10^{-11}$

TABLE I. Contributions to A_0 from the ten continuum, $\overline{\text{MS}}$ operators $Q_i(\mu)$, for $\mu = 1.53$ GeV. Two statistical errors are shown: one from the lattice matrix element (left) and one from the lattice to $\overline{\text{MS}}$ conversion (right). See the Supplemental Material at [URL to be inserted] for tables of the separate matrix elements in the lattice, RI/SMOM and $\overline{\text{MS}}$ schemes as well as the renormalization matrices which relate them.

dividual contributions together gives our final result:

$$\text{Re}(A_0) = 4.66(1.00)(1.26) \times 10^{-7} \text{ GeV} \quad (5)$$

$$\text{Im}(A_0) = -1.90(1.23)(1.08) \times 10^{-11} \text{ GeV} \quad (6)$$

where the first error is statistical and the second (discussed below) is systematic. We can then compute the experimental measure of direct CP violation:

$$\text{Re}\left(\frac{\varepsilon'}{\varepsilon}\right) = \text{Re}\left\{\frac{i\omega e^{i(\delta_2 - \delta_0)}}{\sqrt{2}\varepsilon} \left[\frac{\text{Im}A_2}{\text{Re}A_2} - \frac{\text{Im}A_0}{\text{Re}A_0}\right]\right\} \quad (7)$$

$$= 1.38(5.15)(4.59) \times 10^{-4}, \quad (8)$$

obtained using the $\text{Im}(A_0)$ and δ_0 values given above and our earlier results for $\text{Im}(A_2)$ and δ_2 [16]. We use the experimental values for $\text{Re}(A_0)$, $\text{Re}(A_2)$ and their ratio ω (since these are accurately determined from the measured $K \rightarrow \pi\pi$ decay rates) and the experimental value for ε .

We now briefly describe the systematic error estimates given in Tab. II; more complete explanations will appear in a later paper. We estimate the finite lattice spacing error by averaging the differences between the three, individual $\Delta I = 3/2$, $K \rightarrow \pi\pi$ matrix elements obtained using the present gauge action [15] and our recent continuum limit results [16]. The errors arising from the Wilson coefficients are estimated as the difference of our result computed using the leading-order (LO) and next-leading-order (NLO) formulae for $\text{Re}(A_0)$ [8]. A similar uncertainty arises when we relate our lattice operators to the $\overline{\text{MS}}$ operators in the continuum expression for H_W . This procedure is compromised by our use of NLO perturbation theory at $\mu = 1.53$ GeV to relate the RI- and $\overline{\text{MS}}$ -normalized operators and by our omission of dimension-5 and 6 quark-bilinear operators (whose contribution we expect to be small) from the non-perturbative operator matching. These operator normalization errors are estimated, as in Ref. [16], by comparing two different

RI/SMOM schemes. Parametric uncertainties are found by propagating the standard-model input parameter errors. Comparing two ansätze for the $E_{\pi\pi}$ dependence of δ_0 suggests a 11% uncertainty in the Lellouch-Lüscher finite-volume correction. Finally systematic errors are introduced by our mildly unphysical kinematics which are estimated from a companion calculation using a 10% larger value of the strange quark mass.

Description	Error	Description	Error
Finite lattice spacing	12%	Finite volume	7%
Wilson coefficients	12%	Excited states	$\leq 5\%$
Parametric errors	5%	Operator renormalization	15%
Unphysical kinematics	$\leq 3\%$	Lellouch-Lüscher factor	11%
Total (added in quadrature)			27%

TABLE II. Representative, fractional systematic errors for the individual operator contributions to $\text{Re}(A_0)$ and $\text{Im}(A_0)$.

CONCLUSION

We have presented the first calculation of the direct CP violation parameter ε' with controlled errors. While the 2.1σ difference between our value for $\text{Re}(\varepsilon'/\varepsilon)$ and experiment gives a strong motivation to refine the present calculation, we believe that the absolute size of our statistical and systematic errors demonstrates that this is now a quantity accessible to lattice QCD. Also for the first time, we have computed the real part of the decay amplitude A_0 . The result agrees with the experimental value and provides a test of our methods. This result for $\text{Re}(A_0)$ is consistent with our earlier explanation of the $\Delta I = 1/2$ rule [43] in which the large ratio of $\text{Re}(A_0)/\text{Re}(A_2)$ resulted from a significant cancellation between the two dominant terms contributing to $\text{Re}(A_2)$, a cancellation which does not occur for $\text{Re}(A_0)$. We emphasize that this calculation can be substantially improved by adding more statistics and by studying larger volumes and additional lattice spacings to better control the large systematic errors. Non-perturbative, step-scaling methods can relate the lattice operators being used to those defined at much smaller lattice spacing where the perturbative Wilson coefficients can be more accurately determined. We expect that a 10% error relative to the measured value of $\text{Re}(\varepsilon'/\varepsilon)$ can be achieved within 5 years, motivating continued improvement in the experimental result. Substantially more accurate results will become possible with further increases in computer power and the inclusion of electromagnetism.

ACKNOWLEDGMENTS

We would like to thank our RBC and UKQCD collaborators for helpful discussions and support. This cal-

ulation was carried out under the INCITE Program of the US DOE on the IBM Blue Gene/Q (BG/Q) Mira machine at the Argonne Leadership Class Facility, a DOE Office of Science Facility supported under Contract De-AC02-06CH11357, on the STFC-funded “DiRAC” BG/Q system in the Advanced Computing Facility at the University of Edinburgh, on the BG/Q computers of the RIKEN BNL Research Center and the Brookhaven National Laboratory. The DiRAC equipment was funded by BIS National e-infrastructure capital grants ST/K000411/1, STFC capital grant ST/H008845/1, and STFC DiRAC Operations grants ST/K005804/1 and ST/K005790/1. DiRAC is part of the National e-Infrastructure. Z.B., N.H.C., R.D.M. and D.Z. are supported in part by U.S. DOE grant #De-SC0011941, P.A.B. and J.F. from the STFC grants ST/L000458/1 and ST/J000329/1 and T.B. by the US Department of Energy Grant No. De-FG02-92ER41989. T.I., C.J., C.L. and A.S. are supported in part by US DOE Contract #AC-02-98CH10886(BNL) while T.I. is also supported by Grants-in-Aid for Scientific Research #26400261. C.K. is supported by a RIKEN foreign postdoctoral research (FPR) grant, N.G. by Leverhulme Research grant RPG-2014-118 and C.S. was partially supported by UK STFC Grants ST/G000557/1 and ST/L000296/1.

-
- [1] J. Christenson, J. Cronin, V. Fitch, and R. Turlay, *Phys.Rev.Lett.* **13**, 138 (1964).
 - [2] M. Kobayashi and T. Maskawa, *Prog.Theor.Phys.* **49**, 652 (1973).
 - [3] J. Batley *et al.* (NA48), *Phys.Lett.* **B544**, 97 (2002), arXiv:hep-ex/0208009 [hep-ex].
 - [4] A. Alavi-Harati *et al.* (KTeV), *Phys.Rev.* **D67**, 012005 (2003), arXiv:hep-ex/0208007 [hep-ex].
 - [5] A. Alavi-Harati *et al.*, *Phys. Rev. D* **70**, 079904 (2004).
 - [6] K. Kleinknecht, *Springer Tracts Mod.Phys.* **195**, 1 (2003).
 - [7] K. Olive *et al.* (Particle Data Group), *Chin.Phys.* **C38**, 090001 (2014).
 - [8] G. Buchalla, A. J. Buras, and M. E. Lautenbacher, *Rev. Mod. Phys.* **68**, 1125 (1996), hep-ph/9512380.
 - [9] T. Blum *et al.* (RBC), *Phys. Rev.* **D68**, 114506 (2003), hep-lat/0110075.
 - [10] A. J. Buras, , 67 (1999), arXiv:hep-ph/9908395 [hep-ph].
 - [11] M. Ciuchini and G. Martinelli, *Nucl.Phys.Proc.Suppl.* **99B**, 27 (2001), arXiv:hep-ph/0006056 [hep-ph].
 - [12] S. Bertolini, M. Fabbriches, and J. O. Eeg, *Rev.Mod.Phys.* **72**, 65 (2000), arXiv:hep-ph/9802405 [hep-ph].
 - [13] A. Pich, (2004), arXiv:hep-ph/0410215 [hep-ph].
 - [14] T. Blum, P. Boyle, N. Christ, N. Garron, E. Goode, *et al.*, *Phys.Rev.Lett.* **108**, 141601 (2012), arXiv:1111.1699 [hep-lat].
 - [15] T. Blum, P. Boyle, N. Christ, N. Garron, E. Goode, *et al.*, *Phys.Rev.* **D86**, 074513 (2012), arXiv:1206.5142 [hep-lat].

- [16] T. Blum, P. Boyle, N. Christ, J. Frison, N. Garron, *et al.*, Phys.Rev. **D91**, 074502 (2015), arXiv:1502.00263 [hep-lat].
- [17] L. Lellouch and M. Luscher, Commun. Math. Phys. **219**, 31 (2001), hep-lat/0003023.
- [18] C. Kim, Nucl.Phys.Proc.Suppl. **140**, 381 (2005).
- [19] C.-h. Kim and N. H. Christ, Nucl.Phys.Proc.Suppl. **119**, 365 (2003), arXiv:hep-lat/0210003 [hep-lat].
- [20] U. Wiese, Nucl.Phys. **B375**, 45 (1992).
- [21] T. Lee and C.-N. Yang, Nuovo Cim. **10**, 749 (1956).
- [22] C. Kim and N. H. Christ, PoS **LAT2009**, 255 (2009), arXiv:0912.2936 [hep-lat].
- [23] T. Blum, P. Boyle, N. Christ, N. Garron, E. Goode, *et al.*, Phys.Rev. **D84**, 114503 (2011), arXiv:1106.2714 [hep-lat].
- [24] Q. Liu, *Kaon to Two Pions decay from Lattice QCD : $\Delta I = 1/2$ rule and CP violation*, Ph.D. thesis, Columbia University (2012).
- [25] For a more recent, threshold calculation of A_0 using Wilson fermions see Ref. [44].
- [26] J. Foley, K. Jimmy Juge, A. O’Cais, M. Peardon, S. M. Ryan, *et al.*, Comput.Phys.Comm. **172**, 145 (2005), arXiv:hep-lat/0505023 [hep-lat].
- [27] T. Kaneko *et al.* (JLQCD Collaboration), PoS **LATTICE2010**, 146 (2010), arXiv:1012.0137 [hep-lat].
- [28] D. Zhang, PoS **LATTICE2013**, 403 (2014).
- [29] D. Renfrew, T. Blum, N. Christ, R. Mawhinney, and P. Vranas, PoS **LATTICE2008**, 048 (2008), arXiv:0902.2587 [hep-lat].
- [30] R. C. Brower, H. Neff, and K. Orginos, (2012), arXiv:1206.5214 [hep-lat].
- [31] V. Furman and Y. Shamir, Nucl. Phys. **B439**, 54 (1995), hep-lat/9405004.
- [32] R. Arthur *et al.* (RBC Collaboration, UKQCD Collaboration), Phys.Rev. **D87**, 094514 (2013), arXiv:1208.4412 [hep-lat].
- [33] E. Shintani, R. Arthur, T. Blum, T. Izubuchi, C. Jung, *et al.*, (2014), arXiv:1402.0244 [hep-lat].
- [34] P. A. Boyle, Comput.Phys.Comm. **180**, 2739 (2009).
- [35] P. Boyle, PoS **LATTICE2012**, 020 (2012).
- [36] G. Martinelli, C. Pittori, C. T. Sachrajda, M. Testa, and A. Vladikas, Nucl.Phys. **B445**, 81 (1995), arXiv:hep-lat/9411010 [hep-lat].
- [37] C. Lehner and C. Sturm, Phys.Rev. **D84**, 014001 (2011), arXiv:1104.4948 [hep-ph].
- [38] M. Luscher, Commun. Math. Phys. **105**, 153 (1986).
- [39] M. Luscher, Nucl. Phys. **B354**, 531 (1991).
- [40] G. Colangelo, J. Gasser, and H. Leutwyler, Nucl.Phys. **B603**, 125 (2001), arXiv:hep-ph/0103088 [hep-ph].
- [41] G. Colangelo, E. Passemar, and P. Stoffer, Eur.Phys.J. **C75**, 172 (2015), arXiv:1501.05627 [hep-ph].
- [42] C. W. Bernard, T. Draper, A. Soni, H. D. Politzer, and M. B. Wise, Phys.Rev. **D32**, 2343 (1985).
- [43] P. Boyle *et al.* (RBC Collaboration, UKQCD Collaboration), (2012), 10.1103/PhysRevLett.110.152001, arXiv:1212.1474 [hep-lat].
- [44] N. Ishizuka, K. I. Ishikawa, A. Ukawa, and T. Yoshi, (2015), arXiv:1505.05289 [hep-lat].