



CHORUS

This is the accepted manuscript made available via CHORUS. The article has been published as:

Resonant Inelastic X-Ray Scattering as a Probe of the Phase and Excitations of the Order Parameter of Superconductors

Pasquale Marra, Steffen Sykora, Krzysztof Wohlfeld, and Jeroen van den Brink

Phys. Rev. Lett. **110**, 117005 — Published 14 March 2013

DOI: [10.1103/PhysRevLett.110.117005](https://doi.org/10.1103/PhysRevLett.110.117005)

Resonant Inelastic X-ray Scattering as a Probe of the Phase and Excitations of the Superconducting Order Parameter

Pasquale Marra,¹ Steffen Sykora,¹ Krzysztof Wohlfeld,¹ and Jeroen van den Brink^{1,2}

¹*Institute for Theoretical Solid State Physics, IFW Dresden, D-01069 Dresden, Germany*

²*Department of Physics, TU Dresden, D-01062 Dresden, Germany*

The capability to probe the dispersion of elementary spin, charge, orbital, and lattice excitations has positioned Resonant Inelastic X-ray Scattering (RIXS) at the forefront of photon science. Here we develop the scattering theory for RIXS on superconductors, calculating its momentum-dependent scattering amplitude. Considering superconductors with different pairing symmetries we show that the low-energy scattering is strongly affected by the superconducting gap and coherence factors. This establishes RIXS as a tool to disentangle pairing symmetries and to probe the elementary excitations of unconventional superconductors.

PACS numbers: 78.70.Ck, 74.72.-h, 74.20.Rp

Introduction In the past decade, resonant inelastic x-ray scattering (RIXS) [1, 2] has made remarkable progress as a spectroscopic technique, establishing itself as an experimental probe of elementary spin [3–8], orbital [9, 10], and lattice excitations [11]. In quite a number of cases, theoretical considerations have preceded and stimulated these experimental advances, prominent examples being the theoretical demonstration of the presence of strong single-magnon scattering channels in cuprates [12, 13] and iridates [14]. Being a photon-in/photon-out spectroscopy, both the energy $\hbar\omega$ and the momentum change \mathbf{q} of the scattered photon are measured. As the energy and momentum lost by the photon are transferred to intrinsic excitations of the material under study, direct information on the dispersion of those excitations becomes available. The resonant character of the technique is due to the energy of the incident photon being chosen such that it coincides, and hence resonates, with an x-ray absorption edge of the system [1, 2]. This year the energy resolution of RIXS has reached ~ 30 meV in the hard x-ray regime [7], will reach 50 meV in the soft x-ray regime by building on present instrumentation [15] and is designed to reach 11 meV at the Cu L -edges at the NSLS-II presently under construction [16]. This brings the RIXS energy resolution well into the regime of the energy gap of cuprate superconductors, which stretches out to 119 meV for mercury-based high T_c systems [17]. Consequently the fundamental question arises of how the superconducting (SC) state leaves its fingerprints in RIXS spectra — in particular whether and how RIXS is sensitive to the phase and amplitude of the SC gap and to quasiparticle excitations.

Probing the order parameter in unconventional superconductors is generally the first step for an investigation of the pairing mechanism and of the character of the SC state. Compared to the available spectroscopic methods, such as scanning-tunneling spectroscopy (STS), photoemission spectroscopy, optical spectroscopy or inelastic neutron scattering, RIXS uniquely combines the advantages of bulk-sensitivity and availability of momentum

resolution while at the same time requiring only small sample volumes. Here we show how the sensitivity of the RIXS process to the dynamical structure factor (DSF) of the electron spin and density in the SC state enables the investigation of SC quasiparticle excitations. In particular, we find that the momentum dependence of RIXS spectra is intrinsically determined by the pairing symmetry, being sensitive not only to the magnitude of the SC gap and to the presence of nodes on the Fermi surface but also to the phase of the order parameter. This phase sensitivity is due to the appearance of SC coherence factors which, for instance, in STS determine to large extent the quasiparticle interference in the presence of impurities [18–24].

Dynamical structure factors in RIXS In what follows we concentrate on the so-called *direct* RIXS process at the transition metal (TM) ion L edges, in which the incoming photon resonantly excites the core shell $2p$ electron into the $3d$ shell which consequently decays into an outgoing photon and a charge, spin, or orbital excitation in the electronic system [2]. In this case the RIXS cross section can be written as [2, 13, 25, 26]

$$I_e(\mathbf{q}, \omega) = \sum_f |\langle f | \hat{O}_{\mathbf{q}, \mathbf{e}} | i \rangle|^2 \delta(\hbar\omega - E_f + E_i), \quad (1)$$

where $|i\rangle$ ($|f\rangle$) is the initial (final) state of RIXS process with energy E_i (E_f) and $\hbar\omega$ (\mathbf{q}) is the transferred photon energy (momentum). Furthermore, in the fast collision approximation (FCA) [2, 13, 25, 26] the Fourier transformed RIXS transition operator $\hat{O}_{\mathbf{q}, \mathbf{e}}$ can be written as $\hat{O}_{\mathbf{q}, \mathbf{e}} = W_{\mathbf{e}}^c \rho_{\mathbf{q}} + \mathbf{W}_{\mathbf{e}}^s \cdot \mathbf{S}_{\mathbf{q}}$, where the operators $\rho_{\mathbf{q}} = \sum_{\mathbf{k}\sigma} d_{\mathbf{k}+\mathbf{q}\sigma}^\dagger d_{\mathbf{k}\sigma}$ and $\mathbf{S}_{\mathbf{q}}$ are the density and spin of conduction electrons [25–27]. The so-called RIXS form factors $W_{\mathbf{e}}^c$ and $\mathbf{W}_{\mathbf{e}}^s$ depend on the TM ion, the specific geometry of the experiment, and on the polarization \mathbf{e} of the incoming and outgoing photon — their precise dependencies are provided in Refs. 13, 25, 26. In terms of these form factors the RIXS cross section is

$$I_e(\mathbf{q}, \omega) = |W_{\mathbf{e}}^c|^2 \chi^c(\mathbf{q}, \omega) + |\mathbf{W}_{\mathbf{e}}^s|^2 \chi^s(\mathbf{q}, \omega), \quad (2)$$

where $\chi^c = \sum_f |\langle f | \rho_{\mathbf{q}} | i \rangle|^2 \delta(\hbar\omega - E_f + E_i)$ is the charge and $\chi^s = \sum_f |\langle f | S_{\mathbf{q}}^z | i \rangle|^2 \delta(\hbar\omega - E_f + E_i)$ the spin dynamical structure factor (DSF), where one assumes that the spin DSF has the same momentum and energy dependence for all the three different components of the spin operator — as is the case of unconventional superconductors [31]. As is clear from the above, the amplitude of the RIXS form factors $W_{\mathbf{e}}^c$ and $\mathbf{W}_{\mathbf{e}}^s$ can be tuned by properly adjusting the experimental conditions in RIXS. This implies that RIXS at L -edges can measure either spin or charge DSF depending on the chosen polarization, which is a unique feature of RIXS spectroscopy. Note that the FCA has been successfully used to describe low energy excitations in RIXS, e.g., at the Cu L edge of both undoped and doped cuprates (cf. theoretical calculations [13, 25, 26] and experimental results with their interpretation fully based on the FCA [6, 8, 10, 28]), at the Fe L edge of the iron arsenides [29], and at the Ir L edge in iridates [30]. It has also been shown theoretically that when the incoming photon energy in RIXS is tuned to a TM ion resonant edge in a TM oxide, the FCA describes the RIXS spectrum well [25].

In the following we concentrate on determining the properties of DSF for different types of singlet-pairing superconductors, and to be even more specific below we consider the case of Cu ions in lattices with tetragonal symmetry, i.e., the one which has direct relevance to the high T_c superconductors. Our main aim in this context is to establish how a variation of the phase of the SC order parameter is reflected in the spin and charge DSF. Following the most direct theoretical inroad and avoiding model-specific technical details, we performed calculations for a singlet-pairing superconductor with a SC order parameter varying along the Fermi surface. Even if by this electron correlations are not fully taken into account, this approach is commonly used — and is very successful to calculate quasiparticle interference in cuprates [20–22, 33]. Besides this, in the supplemental material [32] we show that it is actually possible to introduce strong correlations between electrons into the calculations and that such does not affect the main results on the SC electronic system presented below.

DSF for a superconductor Quasiparticle excitations in a single band superconductor with singlet-pairing are described by the Hamiltonian $H - \varepsilon_F N = \sum_{\mathbf{k}} E_{\mathbf{k}} \gamma_{\mathbf{k}\sigma}^\dagger \gamma_{\mathbf{k}\sigma}$, where $E_{\mathbf{k}} = \sqrt{\varepsilon_{\mathbf{k}}^2 + |\Delta_{\mathbf{k}}|^2}$ is the quasiparticle energy dispersion depending on the SC gap function $\Delta_{\mathbf{k}}$ and on the dispersion of the bare electrons $\varepsilon_{\mathbf{k}}$. The Bogoliubov quasiparticle operators $\gamma_{\mathbf{k}\sigma}$ are related to the d electron operators via $d_{\mathbf{k}\uparrow} = u_{\mathbf{k}}^* \gamma_{\mathbf{k}\uparrow} - v_{\mathbf{k}} \gamma_{-\mathbf{k}\downarrow}^\dagger$ and $d_{\mathbf{k}\downarrow} = u_{\mathbf{k}}^* \gamma_{\mathbf{k}\downarrow} + v_{\mathbf{k}} \gamma_{-\mathbf{k}\uparrow}^\dagger$, with $|u_{\mathbf{k}}|^2 (|v_{\mathbf{k}}|^2) = \frac{1}{2} (1 \pm \varepsilon_{\mathbf{k}}/E_{\mathbf{k}})$ and $u_{\mathbf{k}}^* v_{\mathbf{k}} = \frac{1}{2} \Delta_{\mathbf{k}}/E_{\mathbf{k}}$. The Bogoliubov transformation allows the evaluation of the DSF for a SC by evaluating the transition amplitudes $\langle f | \rho_{\mathbf{q}} | i \rangle$ and $\langle f | S_{\mathbf{q}}^z | i \rangle$ between the ground state $|i\rangle$ and any excited state $|f\rangle$ of

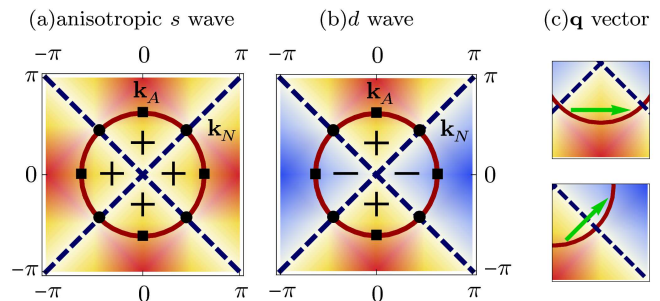


FIG. 1: (color online) Order parameters of an anisotropic s wave (a) and d wave (b) superconductor with an isotropic Fermi surface (solid line). The order parameter vanishes (has maxima) at the nodal points \mathbf{k}_N (anti-nodal points \mathbf{k}_A). (c) Particle-hole excitations with and without sign reversal in case of d wave pairing.

the Hamiltonian. At zero temperature, the excited states which contribute to DSF have the form $\gamma_{\mathbf{k}+\mathbf{q},\sigma}^\dagger \gamma_{-\mathbf{k},-\sigma}^\dagger |g\rangle$ with a transition energy of $E_{\mathbf{k}+\mathbf{q}} + E_{-\mathbf{k}}$. Using the Bogoliubov transformation one then finds that the DSF for a superconductor reads

$$\chi^{c,s}(\mathbf{q}, \omega) = \sum_{\mathbf{k}} \left[1 \pm \frac{\text{Re}(\Delta_{\mathbf{k}} \Delta_{\mathbf{k}+\mathbf{q}}^*) \mp \varepsilon_{\mathbf{k}} \varepsilon_{\mathbf{k}+\mathbf{q}}}{E_{\mathbf{k}} E_{\mathbf{k}+\mathbf{q}}} \right] \times \delta(\hbar\omega - E_{\mathbf{k}+\mathbf{q}} - E_{\mathbf{k}}) \quad (3)$$

where \pm sign is for the charge (spin) DSF [34–36]. Thus, the DSF is a sum over all momenta within the Brillouin zone, where the transition amplitudes are strongly influenced by the character of the SC state. Although quasiparticle interactions substantially affect the DSF, they do not alter its intrinsic sensitivity to the character of the SC state (in particular to the symmetry of its gap function), as can be seen, e.g., at the random-phase approximation level [37], or by considering a strongly correlated system with Hubbard interactions, see supplemental material [32].

To determine in detail how the RIXS spectra of unconventional superconductors reflect the phase of the order parameter, we consider (i) a d -wave pairing with $\Delta_{\mathbf{k}} \propto (\cos k_x - \cos k_y)$ and (ii) an anisotropic s -wave pairing with $\Delta_{\mathbf{k}} \propto |\cos k_x - \cos k_y|$, i.e., two pairing symmetries which differ from each other only in the SC order parameter phase. Maps of the considered gap functions and the Fermi surface are shown in Fig. 1. In the s wave case, the DSF $\chi^c(\mathbf{q}, \omega)$, due to the '+' sign in Eq. (3), is non-zero all over the Brillouin zone, while in the d wave case excitations combining momenta with opposite phases of the order parameter, i.e., sign reversing processes, are suppressed. Note that for the spin DSF this situation is inverted.

Phase sensitivity The calculated quasiparticle spectra for the above two pairing symmetries are shown in Fig. 2(a) for a fixed and relatively large momentum transfer $q = k_F$, where k_F is the Fermi radius. A detailed

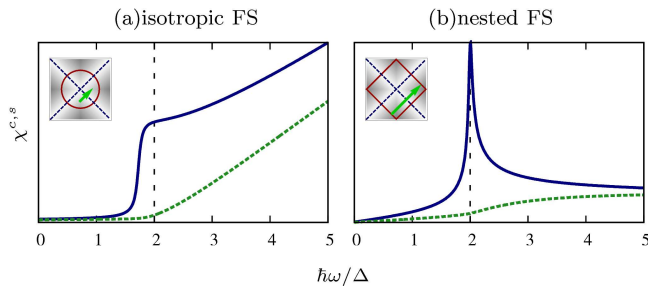


FIG. 2: (color online) Dynamical structure factor (DSF) in a SC for an isotropic (a) and for a nested Fermi surface (b) with transferred momentum $\mathbf{q} = (k_F, k_F)/\sqrt{2}$ and $\mathbf{q} = (\pi, \pi)$, for charge excitations (χ^c) with anisotropic s wave (solid line) and d wave (dashed line), and for spin excitations (χ^s) with d wave (solid line) and anisotropic s wave (dashed line) order parameter.

expansion of the DSF for $q \ll k_F$ is provided in the supplementary materials [32]. Note that direct RIXS at the L -edge in 2D cuprates allows momentum transfers $q \lesssim 0.87\pi$ [28] and therefore one is able to access momentum transfers \mathbf{q} of the order of k_F . Such momentum transfers correspond to momentum vectors combining two anti-nodal points \mathbf{k}_A on the Fermi surface [see inset of Fig. 2(a)] with the same gap value $\Delta_{\mathbf{k}_A} = \Delta$. For such an excitation, the sign of the order parameter in the s wave case is preserved whereas in the d wave case it is reversed. Clearly the spectral weight at $\hbar\omega = 2|\Delta|$ in the charge DSF is enhanced in the s wave case. On the other hand, for the d wave case the sign reversal leads immediately to a suppression of the DSF according to Eq. (3). Therefore, the spectral weight at $\hbar\omega = 2|\Delta|$ is expected to be very small which is confirmed by the dotted curve in Fig. 2(a). On the other hand, spin DSF is suppressed in the s wave case, while the sign reversal enhances the spectral weight at $\hbar\omega = 2|\Delta|$. Note that due to the gap being equal in magnitude for both cases, the obtained effect is entirely due to phase changes of the SC order parameter along the Fermi-surface.

In unconventional superconductors, where the pairing is generally considered as mediated by antiferromagnetic spin fluctuations [38], the SC gap function is expected to exhibit a sign reversal between the Fermi momenta connected by characteristic wave vector \mathbf{Q} of the spin fluctuations [39]. The conduction electrons of such superconductors show a tendency to Fermi-surface nesting with a typical nesting vector of $\mathbf{Q} = (\pi, \pi)$. In Fig. 2(b) the scattering intensity as function of energy for the two pairing symmetries considered above are shown again, but now for a perfectly nested cuprate-like Fermi surface (see inset), with a transferred momentum equal to the nesting vector. It is clear that, in comparison to the case of an isotropic Fermi surface, the coherence peak in the anisotropic s wave pairing case appears now strongly enhanced due to the nesting effect. As in the case of an

isotropic Fermi surface, sign reversing excitations occurring in the d wave case in the charge DSF are strongly suppressed, as well as sign preserving excitations in the anisotropic s wave case in the spin DSF.

To highlight its strong dependence on the order parameter phase, we show in Fig. 3 the DSF for a fixed energy $\hbar\omega = 2|\Delta|$ as a function of momentum \mathbf{q} in the entire Brillouin zone, both for the anisotropic s wave and the d wave pairing, for a perfectly nested Fermi surface. Due to the nesting effect, coherence peaks are clearly visible in the charge (spin) DSF in the anisotropic s wave (d wave) case for any of the nesting vector $\mathbf{q} = (\pm\pi, \pm\pi)$, while they are strongly suppressed in the d wave (anisotropic s wave) case (Fig. 3). The case of an isotropic Fermi surface is presented in the supplemental material [32]. Clearly the symmetry of the order parameter is reflected by the symmetry of the charge and spin DSF spectrum. Since the charge and spin DSF are complementary with respect to the spectral suppression of the sign reversing and sign preserving excitations, the phase sensitivity is enhanced when these two components are fully disentangled. This can be done by tuning the polarization dependence in the form factors W_e^c and W_e^s in Eq. (2).

Origin of the phase sensitivity It occurs that a strong dependence on the SC order parameter phase in DSF is found for transferred momenta $q \gtrsim 0.1k_F$ and when the transferred energy is close to twice the energy of the SC gap $\hbar\omega \simeq 2|\Delta|$. This sensitivity to the SC order parameter phase can be better understood if we further confine our discussion to the case where not only the transferred momentum is rather large, i.e., $q \simeq k_F$, but also the momentum \mathbf{k} is on the Fermi surface. The main contributions to the DSF correspond in fact to those excitations close to the Fermi surface which fulfill the conditions $\varepsilon_{\mathbf{k}} \ll \Delta_{\mathbf{k}}$ and $\varepsilon_{\mathbf{k}+\mathbf{q}} \ll \Delta_{\mathbf{k}+\mathbf{q}}$. Assuming an unconventional superconductor with a pairing governed by a phase dependent order parameter $\Delta_{\mathbf{k}} = |\Delta_{\mathbf{k}}|e^{i\phi_{\mathbf{k}}}$ the DSF in Eq. (3) for excitations near the Fermi surface ($\hbar\omega \lesssim 2\Delta$) becomes

$$\chi^{c,s}(\mathbf{q}, \hbar\omega) \approx \sum_{\mathbf{k} \in FS} [1 \pm \cos(\phi_{\mathbf{k}} - \phi_{\mathbf{k}+\mathbf{q}})] \times \delta(\hbar\omega - |\Delta_{\mathbf{k}+\mathbf{q}}| - |\Delta_{\mathbf{k}}|). \quad (4)$$

Thus, the momentum-dependent intensity distribution of the low energy DSF mainly represents the variation of the SC order parameter phase along the Fermi surface.

Comparison with other spectroscopies In principle also other two-particle spectroscopies (see, e.g., Ref. 2 for an overview) can be *directly* sensitive to the DSF of superconductors. Even if none can match RIXS in measuring both spin and charge DSF of superconductors, already probing either of the two is in general challenging as in, e.g., electron energy loss spectroscopy (EELS) one cannot reliably measure spectra with high momentum transfers, inelastic neutron scattering (INS) does not

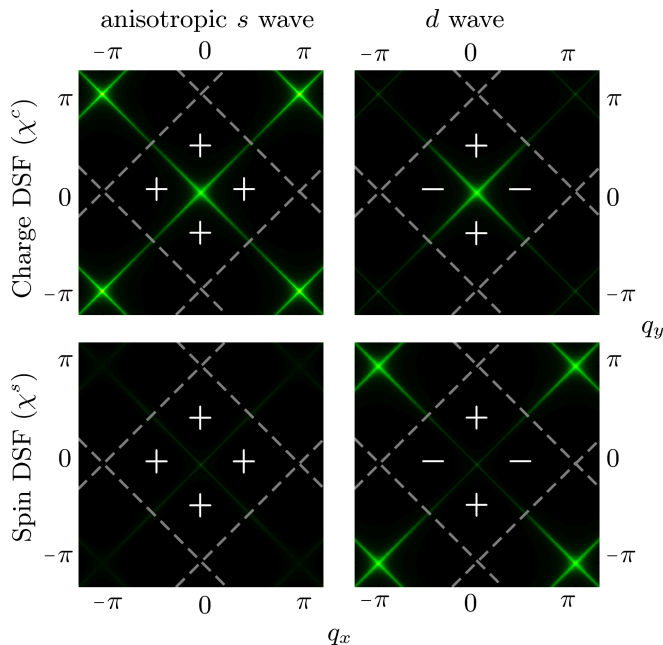


FIG. 3: (color online) Charge (χ^c) and spin (χ^s) DSF at fixed energy $\hbar\omega = 2|\Delta|$, as a function of transferred momentum for an anisotropic s wave and a d wave SC with a nested Fermi surface.

directly probe the charge DSF and non-resonant inelastic x-ray scattering (NIXS) is extremely photon-hungry. Nevertheless, transition amplitudes of the same type as in Eqs. (3,4) are also encountered when determining the scattering rate of conduction electrons in the presence of impurities, as observed in the surface-sensitive STS [18–24]. This is because Eqs. (3,4) have a similar structure as the ones which are known to govern the quasiparticle interference [in which case the transition amplitudes, whose sum over the momentum \mathbf{k} contribute to the DSF in Eq. (3), are termed ‘coherence factors’] in the presence of impurities. Since the quasiparticle interference patterns explored by STS have turned out to be very successful in uncover the pairing symmetries of the unconventional SC [18–23], this gauges the potential of RIXS to observe and unravel symmetries of SC pairing and pairing-mediators. Compared to STS, however, RIXS has a succinct conceptual advantage. Whereas the theoretical interpretation of STS in the framework of quasiparticle interference relies crucially on the form of the underlying impurity system showing various components of scattering [24], in the case of RIXS the interpretation of spectroscopic features does neither rely on the presence of impurities in the superconductor nor on the modeling thereof.

Conclusions We have shown that RIXS, in contrast to other well-known two-particle spectroscopies, is directly sensitive to the spin *and* to the charge dynamical structure factor (DSF) of a superconductor. In particular we have shown that the DSF of a superconductor

observed in RIXS is very sensitive to the symmetry of the order parameter. This is rooted in the quasiparticle spectra reflecting sign-reversing excitations at large transferred momenta which arise for order parameters with a phase that varies over the Fermi surface. This, together with the recent experimental successes of RIXS, including in particular the major enhancements in resolution and pioneering study of hole doped cuprates [6], establishes the potential of RIXS as a versatile and practical spectroscopic technique to investigate the fundamental properties of superconducting materials.

Acknowledgments The authors thank K. W. Becker for fruitful discussions related to this work. K. W. acknowledges support from the Alexander von Humboldt Foundation. This research benefited from the RIXS collaboration supported by the Computational Materials Science Network (CMSN) program of the Division of Materials Science and Engineering, U.S. Department of Energy, Grant No. DE-FG02-08ER46540.

-
- [1] W. Schülke, *Electron Dynamics by Inelastic X-Ray Scattering* (Oxford University Press, Oxford, 2007).
 - [2] L. J. P. Ament, M. van Veenendaal, T. P. Devereaux, J. P. Hill, and J. van den Brink, *Rev. Mod. Phys.* **83**, 705 (2011).
 - [3] L. Braicovich, L. J. P. Ament, V. Bisogni, F. Forte, C. Aruta, G. Balestrino, N. B. Brookes, G. M. De Luca, P. G. Medaglia, F. Miletto Granozio, M. Radovic, M. Salluzzo, J. van den Brink, and G. Ghiringhelli, *Phys. Rev. Lett.* **102**, 167401 (2009).
 - [4] L. Braicovich, J. van den Brink, V. Bisogni, M. Moretti Sala, L. J. P. Ament, N. B. Brookes, G. M. De Luca, M. Salluzzo, T. Schmitt, V. N. Strocov, and G. Ghiringhelli, *Phys. Rev. Lett.* **104**, 077002 (2010).
 - [5] J. P. Hill, G. Blumberg, Y.-J. Kim, D. S. Ellis, S. Wakimoto, R. J. Birgeneau, S. Komiyama, Y. Ando, B. Liang, R. L. Greene, D. Casa, and T. Gog, *Phys. Rev. Lett.* **100**, 097001 (2008).
 - [6] M. Le Tacon, G. Ghiringhelli, J. Chaloupka, M. M. Sala, V. Hinkov, M. W. Haverkort, M. Minola, M. Bakr, K. J. Zhou, S. Blanco-Canosa, C. Monney, Y. T. Song, G. L. Sun, C. T. Lin, G. M. De Luca, M. Salluzzo, G. Khaliullin, T. Schmitt, L. Braicovich, and B. Keimer, *Nature Physics* **7**, 725 (2011).
 - [7] J. Kim, A. H. Said, D. Casa, M. H. Upton, T. Gog, M. Daghofer, G. Jackeli, J. van den Brink, G. Khaliullin, and B. J. Kim, *Arxiv*, 1205.5337(2012).
 - [8] M. P. M. Dean, R. S. Springell, C. Monney, K. J. Zhou, J. Pereira, I. Božović, B. Dalla Piazza, H. M. Rønnow, E. Morenzoni, J. van den Brink, T. Schmitt, and J. P. Hill, *Nature Materials* **11**, 850 (2012).
 - [9] C. Ulrich, L. J. P. Ament, G. Ghiringhelli, L. Braicovich, M. Moretti Sala, N. Pezzotta, T. Schmitt, G. Khaliullin, J. van den Brink, H. Roth, T. Lorenz, and B. Keimer, *Phys. Rev. Lett.* **103**, 107205 (2009).
 - [10] J. Schlappa, K. Wohlfeld, K. J. Zhou, M. Mourigal, M. W. Haverkort, V. N. Strocov, L. Hozoi, C. Monney, S. Nishimoto, S. Singh, A. Revcolevschi, J. Caux,

- L. Patthey, H. M. Ronnow, J. van den Brink, and T. Schmitt, *Nature* **485**, 82 (2012).
- [11] H. Yavas, M. van Veenendaal, J. van den Brink, L. J. P. Ament, A. Alatas, B. M. Leu, M.-O. Apostu, N. Wizen, G. Behr, W. Sturhahn, H. Sinn, and E. E. Alp, *J. Phys. Cond. Mat.* **22**, 485601 (2010).
- [12] F. M. F. de Groot, P. Kuiper, and G. A. Sawatzky, *Phys. Rev. B* **57**, 14584 (1998).
- [13] L. J. P. Ament, G. Ghiringhelli, M. Moretti Sala, L. Braicovich, and J. van den Brink, *Phys. Rev. Lett.* **103**, 117003 (2009).
- [14] L. J. P. Ament, G. Khaliullin, and J. van den Brink, *Phys. Rev. B* **84**, 020403 (2011).
- [15] G. Ghiringhelli, private communication.
- [16] *Conceptual Design Report National Synchrotron Light Source II* (Brookhaven National Laboratory, Upton (NY), USA, 2006).
- [17] G. Yu, Y. Li, E. M. Motoyama, and M. Greven, *Nature Physics* **5**, 873 (2009).
- [18] J. E. Hoffman, K. McElroy, D.-H. Lee, K. M. Lang, H. Eisaki, S. Uchida, and J. C. Davis, *Science* **297**, 1148 (2002).
- [19] K. McElroy, R. Simmonds, J. Hoffman, D. Lee, J. Orenstein, H. Eisaki, S. Uchida, and J. Davis, *Nature* **422**, 592 (2003).
- [20] T. Hanaguri, Y. Kohsaka, J. C. Davis, C. Lupien, I. Yamada, M. Azuma, M. Takano, K. Ohishi, M. Ono, and H. Takagi, *Nature Physics* **3**, 865 (2007).
- [21] Y. Kohsaka, C. Taylor, P. Wahl, A. Schmidt, J. Lee, K. Fujita, J. W. Alldredge, K. McElroy, J. Lee, H. Eisaki, S. Uchida, D. H. Lee, and J. C. Davis, *Nature* **454**, 1072 (2008).
- [22] T. Hanaguri, Y. Kohsaka, M. Ono, M. Maltseva, P. Coleman, I. Yamada, M. Azuma, M. Takano, K. Ohishi, and H. Takagi, *Science* **323**, 923 (2009).
- [23] T. Hänke, S. Sykora, R. Schlegel, D. Baumann, L. Harnagea, S. Wurmehl, M. Daghofer, B. Büchner, J. van den Brink, and C. Hess, *Phys. Rev. Lett.* **108**, 127001 (2012).
- [24] S. Sykora and P. Coleman, *Phys. Rev. B* **84**, 054501 (2011).
- [25] M. W. Haverkort, *Phys. Rev. Lett.* **105**, 167404 (2010).
- [26] P. Marra, K. Wohlfeld, and J. van den Brink, *Phys. Rev. Lett.* **109**, 117401 (2012).
- [27] Note that the quantization axis for the spin operator in RIXS is not arbitrary and, e.g., in cuprates it is perpendicular to the plane in which the $3d_{x^2-y^2}$ orbital is located [13, 25, 26].
- [28] L. Braicovich, M. Moretti Sala, L. J. P. Ament, V. Bisogni, M. Minola, G. Balestrino, D. Di Castro, G. M. De Luca, M. Salluzzo, G. Ghiringhelli, and J. van den Brink, *Phys. Rev. B* **81**, 174533 (2010).
- [29] E. Kaneshita, K. Tsutsui, and T. Tohyama, *Phys. Rev. B* **84**, 020511 (2011).
- [30] J. Kim, D. Casa, M. H. Upton, T. Gog, Y.-J. Kim, J. F. Mitchell, M. van Veenendaal, M. Daghofer, J. van den Brink, G. Khaliullin, and B. J. Kim, *Phys. Rev. Lett.* **108**, 177003 (2012).
- [31] B. M. Andersen and P. Hedegård, *Phys. Rev. Lett.* **95**, 037002 (2005).
- [32] See Supplementary Materials at (...) for details.
- [33] O. Fischer, M. Kugler, I. Maggio-Aprile, C. Berthod, and C. Renner, *Rev. Mod. Phys.* **79**, 353 (2007).
- [34] H.-Y. Kee and C. M. Varma, *Phys. Rev. B* **58**, 15035 (1998).
- [35] H.-Y. Kee and Y. B. Kim, *Phys. Rev. B* **59**, 4470 (1999).
- [36] K.-K. Voo, W. C. Wu, J.-X. Li, and T. K. Lee, *Phys. Rev. B* **61**, 9095 (2000).
- [37] Y.-J. Kao and H.-Y. Kee, *Phys. Rev. B* **72**, 024502 (2005).
- [38] J. R. Schrieffer, X. G. Wen, and S. C. Zhang, *Phys. Rev. B* **39**, 11663 (1989).
- [39] K. Kuroki and R. Arita, *Phys. Rev. B* **64**, 024501 (2001).