



CHORUS

This is the accepted manuscript made available via CHORUS. The article has been published as:

Precise Measurement of the W-Boson Mass with the CDF II Detector

T. Aaltonen *et al.* (CDF Collaboration)

Phys. Rev. Lett. **108**, 151803 — Published 12 April 2012

DOI: [10.1103/PhysRevLett.108.151803](https://doi.org/10.1103/PhysRevLett.108.151803)

Precise measurement of the W -boson mass with the CDF II detector

T. Aaltonen,²¹ B. Álvarez González^{z,9} S. Amerio,⁴⁰ D. Amidei,³² A. Anastassov^{x,15} A. Annovi,¹⁷ J. Antos,¹²
 G. Apollinari,¹⁵ J.A. Appel,¹⁵ T. Arisawa,⁵⁴ A. Artikov,¹³ J. Asaadi,⁴⁹ W. Ashmanskas,¹⁵ B. Auerbach,⁵⁷
 A. Aurisano,⁴⁹ F. Azfar,³⁹ W. Badgett,¹⁵ T. Bae,²⁵ A. Barbaro-Galtieri,²⁶ V.E. Barnes,⁴⁴ B.A. Barnett,²³
 P. Barria^{hh,42} P. Bartos,¹² M. Bauce^{ff,40} F. Bedeschi,⁴² D. Beecher,²⁸ S. Behari,²³ G. Bellettini^{gg,42} J. Bellinger,⁵⁶
 D. Benjamin,¹⁴ A. Beretvas,¹⁵ A. Bhatti,⁴⁶ M. Binkley^{*},¹⁵ D. Bisello^{ff,40} I. Bizjak,²⁸ K.R. Bland,⁵
 B. Blumenfeld,²³ A. Bocci,¹⁴ A. Bodek,⁴⁵ D. Bortoletto,⁴⁴ J. Boudreau,⁴³ A. Boveia,¹¹ L. Brigliadori^{ee,6}
 C. Bromberg,³³ E. Brucken,²¹ J. Budagov,¹³ H.S. Budd,⁴⁵ K. Burkett,¹⁵ G. Busetto^{ff,40} P. Bussey,¹⁹ A. Buzatu,³¹
 A. Calamba,¹⁰ C. Calancha,²⁹ S. Camarda,⁴ M. Campanelli,²⁸ M. Campbell,³² F. Canelli,^{11,15} B. Carls,²²
 D. Carlsmith,⁵⁶ R. Carosi,⁴² S. Carrillo^{m,16} S. Carron,¹⁵ B. Casal^{k,9} M. Casarsa,⁵⁰ A. Castro^{ee,6} P. Catastini,²⁰
 D. Cauz,⁵⁰ V. Cavaliere,²² M. Cavalli-Sforza,⁴ A. Cerri^{f,26} L. Cerrito^{s,28} Y.C. Chen,¹ M. Chertok,⁷ G. Chiarelli,⁴²
 G. Chlachidze,¹⁵ F. Chlebana,¹⁵ K. Cho,²⁵ D. Chokheli,¹³ W.H. Chung,⁵⁶ Y.S. Chung,⁴⁵ M.A. Ciocci^{hh,42}
 A. Clark,¹⁸ C. Clarke,⁵⁵ G. Compostella^{ff,40} M.E. Convery,¹⁵ J. Conway,⁷ M. Corbo,¹⁵ M. Cordelli,¹⁷ C.A. Cox,⁷
 D.J. Cox,⁷ F. Crescioli^{gg,42} J. Cuevas^{z,9} R. Culbertson,¹⁵ D. Dagenhart,¹⁵ N. d'Ascenzo^{w,15} M. Datta,¹⁵
 P. de Barbaro,⁴⁵ M. Dell'Orso^{gg,42} L. Demortier,⁴⁶ M. Deninno,⁶ F. Devoto,²¹ M. d'Errico^{ff,40} A. Di Canto^{gg,42}
 B. Di Ruzza,¹⁵ J.R. Dittmann,⁵ M. D'Onofrio,²⁷ S. Donati^{gg,42} P. Dong,¹⁵ M. Dorigo,⁵⁰ T. Dorigo,⁴⁰ K. Ebina,⁵⁴
 A. Elagin,⁴⁹ A. Eppig,³² R. Erbacher,⁷ S. Errede,²² N. Ershaidat^{dd,15} R. Eusebi,⁴⁹ S. Farrington,³⁹ M. Feindt,²⁴
 J.P. Fernandez,²⁹ R. Field,¹⁶ G. Flanagan^{u,15} R. Forrest,⁷ M.J. Frank,⁵ M. Franklin,²⁰ J.C. Freeman,¹⁵
 Y. Funakoshi,⁵⁴ I. Furic,¹⁶ M. Gallinaro,⁴⁶ J.E. Garcia,¹⁸ A.F. Garfinkel,⁴⁴ P. Garosi^{hh,42} H. Gerberich,²²
 E. Gerchtein,¹⁵ S. Giagu,⁴⁷ V. Giakoumopoulou,³ P. Giannetti,⁴² K. Gibson,⁴³ C.M. Ginsburg,¹⁵ N. Giokaris,³
 P. Giromini,¹⁷ G. Giurgiu,²³ V. Glagolev,¹³ D. Glenzinski,¹⁵ M. Gold,³⁵ D. Goldin,⁴⁹ N. Goldschmidt,¹⁶
 A. Golossanov,¹⁵ G. Gomez,⁹ G. Gomez-Ceballos,³⁰ M. Goncharov,³⁰ O. González,²⁹ I. Gorelov,³⁵ A.T. Goshaw,¹⁴
 K. Goulios,⁴⁶ S. Grinstein,⁴ C. Grosso-Pilcher,¹¹ R.C. Group^{53,15} J. Guimaraes da Costa,²⁰ S.R. Hahn,¹⁵
 E. Halkiadakis,⁴⁸ A. Hamaguchi,³⁸ J.Y. Han,⁴⁵ F. Happacher,¹⁷ K. Hara,⁵¹ D. Hare,⁴⁸ M. Hare,⁵² R.F. Harr,⁵⁵
 K. Hatakeyama,⁵ C. Hays,³⁹ M. Heck,²⁴ J. Heinrich,⁴¹ M. Herndon,⁵⁶ S. Hewamanage,⁵ A. Hocker,¹⁵
 W. Hopkins^{g,15} D. Horn,²⁴ S. Hou,¹ R.E. Hughes,³⁶ M. Hurwitz,¹¹ U. Husemann,⁵⁷ N. Hussain,³¹ M. Hussein,³³
 J. Huston,³³ G. Introzzi,⁴² M. Iori^{jj,47} A. Ivanov^{p,7} E. James,¹⁵ D. Jang,¹⁰ B. Jayatilaka,¹⁴ E.J. Jeon,²⁵
 S. Jindariani,¹⁵ M. Jones,⁴⁴ K.K. Joo,²⁵ S.Y. Jun,¹⁰ T.R. Junk,¹⁵ T. Kamon^{25,49} P.E. Karchin,⁵⁵ A. Kasmi,⁵
 Y. Kato^{o,38} W. Ketchum,¹¹ J. Keung,⁴¹ V. Khotilovich,⁴⁹ B. Kilminster,¹⁵ D.H. Kim,²⁵ H.S. Kim,²⁵ J.E. Kim,²⁵
 M.J. Kim,¹⁷ S.B. Kim,²⁵ S.H. Kim,⁵¹ Y.K. Kim,¹¹ Y.J. Kim,²⁵ N. Kimura,⁵⁴ M. Kirby,¹⁵ S. Klimenko,¹⁶
 K. Knoepfel,¹⁵ K. Kondo^{*},⁵⁴ D.J. Kong,²⁵ J. Konigsberg,¹⁶ A.V. Kotwal,¹⁴ M. Kreps,²⁴ J. Kroll,⁴¹ D. Krop,¹¹
 M. Kruse,¹⁴ V. Krutelyov^{c,49} T. Kuhr,²⁴ M. Kurata,⁵¹ S. Kwang,¹¹ A.T. Laasanen,⁴⁴ S. Lami,⁴² S. Lammel,¹⁵
 M. Lancaster,²⁸ R.L. Lander,⁷ K. Lannon^{y,36} A. Lath,⁴⁸ G. Latino^{hh,42} T. LeCompte,² E. Lee,⁴⁹ H.S. Lee^{q,11}
 J.S. Lee,²⁵ S.W. Lee^{bb,49} S. Leo^{gg,42} S. Leone,⁴² J.D. Lewis,¹⁵ A. Limosani^{t,14} C.-J. Lin,²⁶ M. Lindgren,¹⁵
 E. Lipeles,⁴¹ A. Lister,¹⁸ D.O. Litvintsev,¹⁵ C. Liu,⁴³ H. Liu,⁵³ Q. Liu,⁴⁴ T. Liu,¹⁵ S. Lockwitz,⁵⁷ A. Loginov,⁵⁷
 D. Lucchesi^{ff,40} J. Lueck,²⁴ P. Lujan,²⁶ P. Lukens,¹⁵ G. Lungu,⁴⁶ J. Lys,²⁶ R. Lysak^{e,12} R. Madrak,¹⁵
 K. Maeshima,¹⁵ P. Maestro^{hh,42} S. Malik,⁴⁶ G. Manca^{a,27} A. Manousakis-Katsikakis,³ F. Margaroli,⁴⁷ C. Marino,²⁴
 M. Martínez,⁴ P. Mastrandrea,⁴⁷ K. Matera,²² M.E. Mattson,⁵⁵ A. Mazzacane,¹⁵ P. Mazzanti,⁶ K.S. McFarland,⁴⁵
 P. McIntyre,⁴⁹ R. McNulty^{j,27} A. Mehta,²⁷ P. Mehtala,²¹ C. Mesropian,⁴⁶ T. Miao,¹⁵ D. Mietlicki,³² A. Mitra,¹
 H. Miyake,⁵¹ S. Moed,¹⁵ N. Moggi,⁶ M.N. Mondragon^{m,15} C.S. Moon,²⁵ R. Moore,¹⁵ M.J. Morello^{zi,42} J. Morlock,²⁴
 P. Movilla Fernandez,¹⁵ A. Mukherjee,¹⁵ Th. Muller,²⁴ P. Murat,¹⁵ M. Mussini^{ee,6} J. Nachtman^{n,15} Y. Nagai,⁵¹
 J. Naganoma,⁵⁴ I. Nakano,³⁷ A. Napier,⁵² J. Nett,⁴⁹ C. Neu,⁵³ M.S. Neubauer,²² J. Nielsen^{d,26} L. Nodulman,²
 S.Y. Noh,²⁵ O. Norniella,²² E. Nurse,²⁸ L. Oakes,³⁹ S.H. Oh,¹⁴ Y.D. Oh,²⁵ I. Oksuzian,⁵³ T. Okusawa,³⁸ R. Orava,²¹
 L. Ortolan,⁴ S. Pagan Griso^{ff,40} C. Pagliarone,⁵⁰ E. Palencia^{f,9} V. Papadimitriou,¹⁵ A.A. Paramonov,²
 J. Patrick,¹⁵ G. Pauletta^{kk,50} M. Paulini,¹⁰ C. Paus,³⁰ D.E. Pellett,⁷ A. Penzo,⁵⁰ T.J. Phillips,¹⁴ G. Piacentino,⁴²
 E. Pianori,⁴¹ J. Pilot,³⁶ K. Pitts,²² C. Plager,⁸ L. Pondrom,⁵⁶ S. Poprocki^{g,15} K. Potamianos,⁴⁴ F. Prokoshin^{cc,13}
 A. Pranko,²⁶ F. Ptohos^{h,17} G. Punzi^{gg,42} A. Rahaman,⁴³ V. Ramakrishnan,⁵⁶ N. Ranjan,⁴⁴ I. Redondo,²⁹
 P. Renton,³⁹ M. Rescigno,⁴⁷ T. Riddick,²⁸ F. Rimondi^{ee,6} L. Ristori^{42,15} A. Robson,¹⁹ T. Rodrigo,⁹ T. Rodriguez,⁴¹
 E. Rogers,²² S. Rolli^{i,52} R. Roser,¹⁵ F. Ruffini^{hh,42} A. Ruiz,⁹ J. Russ,¹⁰ V. Rusu,¹⁵ A. Safonov,⁴⁹ W.K. Sakumoto,⁴⁵
 Y. Sakurai,⁵⁴ L. Santi^{kk,50} K. Sato,⁵¹ V. Saveliev^{w,15} A. Savoy-Navarro^{aa,15} P. Schlabach,¹⁵ A. Schmidt,²⁴
 E.E. Schmidt,¹⁵ T. Schwarz,¹⁵ L. Scodellaro,⁹ A. Scribano^{hh,42} F. Scuri,⁴² S. Seidel,³⁵ Y. Seiya,³⁸ A. Semenov,¹³
 F. Sforza^{hh,42} S.Z. Shalhout,⁷ T. Shears,²⁷ R. Shekhar,¹⁴ P.F. Shepard,⁴³ M. Shimojima^{v,51} M. Shochet,¹¹
 I. Shreyber-Tecker,³⁴ A. Simonenko,¹³ P. Sinervo,³¹ K. Sliwa,⁵² J.R. Smith,⁷ F.D. Snider,¹⁵ A. Soha,¹⁵ V. Sorin,⁴

H. Song,⁴³ P. Squillacioti^{hh,42} M. Stancari,¹⁵ R. St. Denis,¹⁹ B. Stelzer,³¹ O. Stelzer-Chilton,³¹ D. Stentz^{x,15}
 J. Strologas,³⁵ G.L. Strycker,³² Y. Sudo,⁵¹ A. Sukhanov,¹⁵ S. Sun,¹⁴ I. Suslov,¹³ K. Takemasa,⁵¹ Y. Takeuchi,⁵¹
 J. Tang,¹¹ M. Tecchio,³² P.K. Teng,¹ J. Thom^{g,15} J. Thome,¹⁰ D.S. Thompson,¹¹ G.A. Thompson,²²
 E. Thomson,⁴¹ D. Toback,⁴⁹ S. Tokar,¹² K. Tollefson,³³ T. Tomura,⁵¹ D. Tonelli,¹⁵ S. Torre,¹⁷ D. Torretta,¹⁵
 P. Totaro,⁴⁰ M. Trovato^{ii,42} F. Ukegawa,⁵¹ S. Uozumi,²⁵ A. Varganov,³² F. Vázquez^{m,16} G. Velev,¹⁵
 C. Vellidis,¹⁵ M. Vidal,⁴⁴ I. Vila,⁹ R. Vilar,⁹ J. Vizán,⁹ M. Vogel,³⁵ G. Volpi,¹⁷ P. Wagner,⁴¹ R.L. Wagner,¹⁵
 T. Wakisaka,³⁸ R. Wallny,⁸ S.M. Wang,¹ A. Warburton,³¹ D. Waters,²⁸ W.C. Wester III,¹⁵ D. Whiteson^{b,41}
 A.B. Wicklund,² E. Wicklund,¹⁵ S. Wilbur,¹¹ F. Wick,²⁴ H.H. Williams,⁴¹ J.S. Wilson,³⁶ P. Wilson,¹⁵
 B.L. Winer,³⁶ P. Wittich^{g,15} S. Wolbers,¹⁵ H. Wolfe,³⁶ T. Wright,³² X. Wu,¹⁸ Z. Wu,⁵ K. Yamamoto,³⁸
 D. Yamato,³⁸ T. Yang,¹⁵ U.K. Yang^{r,11} Y.C. Yang,²⁵ W.-M. Yao,²⁶ G.P. Yeh,¹⁵ K. Yi^{n,15} J. Yoh,¹⁵ K. Yorita,⁵⁴
 T. Yoshida^{l,38} G.B. Yu,¹⁴ I. Yu,²⁵ S.S. Yu,¹⁵ J.C. Yun,¹⁵ A. Zanetti,⁵⁰ Y. Zeng,¹⁴ C. Zhou,¹⁴ and S. Zucchelli^{ee6}
 (CDF Collaboration[†])

¹*Institute of Physics, Academia Sinica, Taipei, Taiwan 11529, Republic of China*

²*Argonne National Laboratory, Argonne, Illinois 60439, USA*

³*University of Athens, 157 71 Athens, Greece*

⁴*Institut de Física d'Altes Energies, ICREA, Universitat Autònoma de Barcelona, E-08193, Bellaterra (Barcelona), Spain*

⁵*Baylor University, Waco, Texas 76798, USA*

⁶*Istituto Nazionale di Fisica Nucleare Bologna, ^{ee}University of Bologna, I-40127 Bologna, Italy*

⁷*University of California, Davis, Davis, California 95616, USA*

⁸*University of California, Los Angeles, Los Angeles, California 90024, USA*

⁹*Instituto de Física de Cantabria, CSIC-University of Cantabria, 39005 Santander, Spain*

¹⁰*Carnegie Mellon University, Pittsburgh, Pennsylvania 15213, USA*

¹¹*Enrico Fermi Institute, University of Chicago, Chicago, Illinois 60637, USA*

¹²*Comenius University, 842 48 Bratislava, Slovakia; Institute of Experimental Physics, 040 01 Kosice, Slovakia*

¹³*Joint Institute for Nuclear Research, RU-141980 Dubna, Russia*

¹⁴*Duke University, Durham, North Carolina 27708, USA*

¹⁵*Fermi National Accelerator Laboratory, Batavia, Illinois 60510, USA*

¹⁶*University of Florida, Gainesville, Florida 32611, USA*

¹⁷*Laboratori Nazionali di Frascati, Istituto Nazionale di Fisica Nucleare, I-00044 Frascati, Italy*

¹⁸*University of Geneva, CH-1211 Geneva 4, Switzerland*

¹⁹*Glasgow University, Glasgow G12 8QQ, United Kingdom*

²⁰*Harvard University, Cambridge, Massachusetts 02138, USA*

²¹*Division of High Energy Physics, Department of Physics,*

University of Helsinki and Helsinki Institute of Physics, FIN-00014, Helsinki, Finland

²²*University of Illinois, Urbana, Illinois 61801, USA*

²³*The Johns Hopkins University, Baltimore, Maryland 21218, USA*

²⁴*Institut für Experimentelle Kernphysik, Karlsruhe Institute of Technology, D-76131 Karlsruhe, Germany*

²⁵*Center for High Energy Physics: Kyungpook National University,*

Daegu 702-701, Korea; Seoul National University, Seoul 151-742,

Korea; Sungkyunkwan University, Suwon 440-746,

Korea; Korea Institute of Science and Technology Information,

Daejeon 305-806, Korea; Chonnam National University, Gwangju 500-757,

Korea; Chonbuk National University, Jeonju 561-756, Korea

²⁶*Ernest Orlando Lawrence Berkeley National Laboratory, Berkeley, California 94720, USA*

²⁷*University of Liverpool, Liverpool L69 7ZE, United Kingdom*

²⁸*University College London, London WC1E 6BT, United Kingdom*

²⁹*Centro de Investigaciones Energeticas Medioambientales y Tecnológicas, E-28040 Madrid, Spain*

³⁰*Massachusetts Institute of Technology, Cambridge, Massachusetts 02139, USA*

³¹*Institute of Particle Physics: McGill University, Montréal, Québec,*

Canada H3A 2T8; Simon Fraser University, Burnaby, British Columbia,

Canada V5A 1S6; University of Toronto, Toronto, Ontario,

Canada M5S 1A7; and TRIUMF, Vancouver, British Columbia, Canada V6T 2A3

³²*University of Michigan, Ann Arbor, Michigan 48109, USA*

³³*Michigan State University, East Lansing, Michigan 48824, USA*

³⁴*Institution for Theoretical and Experimental Physics, ITEP, Moscow 117259, Russia*

³⁵*University of New Mexico, Albuquerque, New Mexico 87131, USA*

³⁶*The Ohio State University, Columbus, Ohio 43210, USA*

³⁷*Okayama University, Okayama 700-8530, Japan*

³⁸*Osaka City University, Osaka 588, Japan*

³⁹*University of Oxford, Oxford OX1 3RH, United Kingdom*

⁴⁰*Istituto Nazionale di Fisica Nucleare, Sezione di Padova-Trento, ^{ff}University of Padova, I-35131 Padova, Italy*

- ⁴¹University of Pennsylvania, Philadelphia, Pennsylvania 19104, USA
⁴²Istituto Nazionale di Fisica Nucleare Pisa, ⁹⁹University of Pisa,
^{hh}University of Siena and ⁱⁱScuola Normale Superiore, I-56127 Pisa, Italy
⁴³University of Pittsburgh, Pittsburgh, Pennsylvania 15260, USA
⁴⁴Purdue University, West Lafayette, Indiana 47907, USA
⁴⁵University of Rochester, Rochester, New York 14627, USA
⁴⁶The Rockefeller University, New York, New York 10065, USA
⁴⁷Istituto Nazionale di Fisica Nucleare, Sezione di Roma 1,
^{jj}Sapienza Università di Roma, I-00185 Roma, Italy
⁴⁸Rutgers University, Piscataway, New Jersey 08855, USA
⁴⁹Texas A&M University, College Station, Texas 77843, USA
⁵⁰Istituto Nazionale di Fisica Nucleare Trieste/Udine,
I-34100 Trieste, ^{kk}University of Udine, I-33100 Udine, Italy
⁵¹University of Tsukuba, Tsukuba, Ibaraki 305, Japan
⁵²Tufts University, Medford, Massachusetts 02155, USA
⁵³University of Virginia, Charlottesville, Virginia 22906, USA
⁵⁴Waseda University, Tokyo 169, Japan
⁵⁵Wayne State University, Detroit, Michigan 48201, USA
⁵⁶University of Wisconsin, Madison, Wisconsin 53706, USA
⁵⁷Yale University, New Haven, Connecticut 06520, USA

We have measured the W -boson mass M_W using data corresponding to 2.2 fb^{-1} of integrated luminosity collected in $p\bar{p}$ collisions at $\sqrt{s} = 1.96 \text{ TeV}$ with the CDF II detector at the Fermilab Tevatron collider. Samples consisting of 470 126 $W \rightarrow e\nu$ candidates and 624 708 $W \rightarrow \mu\nu$ candidates yield the measurement $M_W = 80\,387 \pm 12_{\text{stat}} \pm 15_{\text{syst}} = 80\,387 \pm 19 \text{ MeV}/c^2$. This is the most precise measurement of the W -boson mass to date and significantly exceeds the precision of all previous measurements combined.

PACS numbers: 13.38.Be, 14.70.Fm, 12.15.Ji, 13.85.Qk

The mass of the W boson, M_W , is an important parameter of the standard model (SM) of particle physics. Precise measurements of M_W and of other electroweak observables significantly constrain the mass of the as-yet

unobserved Higgs boson, which is predicted by the electroweak symmetry-breaking mechanism in the SM. Previous measurements [1–4] yield a world average value of $M_W = 80\,399 \pm 23 \text{ MeV}$ [5] and, in conjunction with other electroweak data, determine the Higgs boson mass to be $M_H = 89_{-26}^{+35} \text{ GeV}$ [5]. If the Higgs boson is observed, the comparison of its directly-measured mass with the SM prediction will be a powerful test of the model. An exclusion of the Higgs boson in the predicted mass range by direct searches would decisively point to new physics beyond the SM, for example radiative corrections from supersymmetric particles to M_W [6].

The production of W bosons at $\sqrt{s} = 1.96 \text{ TeV}$ at the Fermilab Tevatron $p\bar{p}$ collider is dominated by the annihilation process $q\bar{q} \rightarrow W + X$ where X is initial-state QCD radiation. Leptonic decays of the W boson, $W \rightarrow \ell\nu_\ell$ ($\ell = e, \mu$), provide high-purity samples that allow a precise measurement of M_W .

In this Letter we report a measurement of M_W using fits to three kinematic distributions in $W \rightarrow \mu\nu$ and $W \rightarrow e\nu$ decays. This measurement uses data corresponding to an integrated luminosity of 2.2 fb^{-1} of $p\bar{p}$ collisions collected by the CDF II detector between 2002 and 2007, and supersedes an earlier result obtained in a subset of these data [3, 4]. The CDF II detector [4] is a general-purpose apparatus designed to study $p\bar{p}$ collisions at the Tevatron. In this analysis, charged-particle trajectories (tracks) are reconstructed and measured using a drift chamber (COT) [7] immersed in a 1.4 T solenoidal magnetic field. Electromagnetic (EM) and

*Deceased

†With visitors from ^aIstituto Nazionale di Fisica Nucleare, Sezione di Cagliari, 09042 Monserrato (Cagliari), Italy, ^bUniversity of CA Irvine, Irvine, CA 92697, USA, ^cUniversity of CA Santa Barbara, Santa Barbara, CA 93106, USA, ^dUniversity of CA Santa Cruz, Santa Cruz, CA 95064, USA, ^eInstitute of Physics, Academy of Sciences of the Czech Republic, Czech Republic, ^fCERN, CH-1211 Geneva, Switzerland, ^gCornell University, Ithaca, NY 14853, USA, ^hUniversity of Cyprus, Nicosia CY-1678, Cyprus, ⁱOffice of Science, U.S. Department of Energy, Washington, DC 20585, USA, ^jUniversity College Dublin, Dublin 4, Ireland, ^kETH, 8092 Zurich, Switzerland, ^lUniversity of Fukui, Fukui City, Fukui Prefecture, Japan 910-0017, ^mUniversidad Iberoamericana, Mexico D.F., Mexico, ⁿUniversity of Iowa, Iowa City, IA 52242, USA, ^oKinki University, Higashi-Osaka City, Japan 577-8502, ^pKansas State University, Manhattan, KS 66506, USA, ^qEwha Womans University, Seoul, 120-750, Korea, ^rUniversity of Manchester, Manchester M13 9PL, United Kingdom, ^sQueen Mary, University of London, London, E1 4NS, United Kingdom, ^tUniversity of Melbourne, Victoria 3010, Australia, ^uMuons, Inc., Batavia, IL 60510, USA, ^vNagasaki Institute of Applied Science, Nagasaki, Japan, ^wNational Research Nuclear University, Moscow, Russia, ^xNorthwestern University, Evanston, IL 60208, USA, ^yUniversity of Notre Dame, Notre Dame, IN 46556, USA, ^zUniversidad de Oviedo, E-33007 Oviedo, Spain, ^{aa}CNRS-IN2P3, Paris, F-75205 France, ^{bb}Texas Tech University, Lubbock, TX 79609, USA, ^{cc}Universidad Tecnica Federico Santa Maria, 110v Valparaiso, Chile, ^{dd}Yarmouk University, Irbid 211-63, Jordan,

hadronic calorimeters provide shower energy measurements as well as position measurements via wire chambers embedded at the EM shower maximum. Surrounding the calorimeters, drift chambers [8] identify muon candidates. Events are selected online if they have a muon (electron) with $p_T > 18$ GeV ($E_T > 18$ GeV) [9].

Offline we select muon candidates defined by a COT track having $p_T > 30$ GeV and associated with a minimum-ionizing energy deposition in the calorimeter and matching hits in the muon chambers. Cosmic rays are rejected with high efficiency using COT hit timing [10]. Electron candidates are required to have a COT track with $p_T > 18$ GeV and an EM calorimeter cluster with $E_T > 30$ GeV and must pass quality requirements on the COT track and the track-cluster matching. Additionally, they must satisfy requirements on the following quantities: pseudorapidity ($|\eta| < 1$) [9], the ratio of cluster energy to track momentum ($E/p < 1.6$), the ratio of energies detected in the hadronic and EM calorimeters ($E_{\text{Had}}/E_{\text{EM}} < 0.1$), and a χ^2 -based difference between the expected and observed transverse shower profiles [4, 11]. We impose calorimeter fiduciality requirements on electron candidates to ensure uniformity of response. When selecting the W -boson candidate sample, we suppress the Z -boson background by rejecting events with a second lepton. Events composing control samples of Z -boson candidates are required to have two oppositely-charged leptons satisfying the above criteria and an invariant mass ($m_{\ell\ell}$) between 66 and 116 GeV and vector-summed p_T ($p_T^{\ell\ell}$) less than 30 GeV.

We define the hadronic recoil $\vec{u} = \sum_i E_i \sin(\theta_i) \hat{n}_i$, where the sum is performed over calorimeter towers [12], with energy E_i , polar angle θ_i , and transverse directions specified by unit vectors \hat{n}_i . The sum excludes towers that contain energy deposition from the charged lepton(s). From \vec{p}_T conservation, the transverse momentum of the neutrino is inferred as $\vec{p}_T^\nu \equiv -\vec{p}_T^\ell - \vec{u}$, where \vec{p}_T^ℓ is the vector p_T (E_T) of the muon (electron). We calculate the W -boson transverse mass as

$$m_T = \sqrt{2 \left(p_T^\ell p_T^\nu - \vec{p}_T^\ell \cdot \vec{p}_T^\nu \right)}. \quad (1)$$

To obtain high-purity samples of W bosons, we require $30 < p_T^\ell < 55$ GeV, $30 < p_T^\nu < 55$ GeV, $|\vec{u}| < 15$ GeV, and $60 < m_T < 100$ GeV. The final samples consist of 470 126 (16 134) $W \rightarrow e\nu$ ($Z \rightarrow ee$) candidates and 624 708 (59 738) $W \rightarrow \mu\nu$ ($Z \rightarrow \mu\mu$) candidates.

Measurements of M_W are extracted by performing binned maximum likelihood fits to the observed distributions of m_T , p_T^ℓ , and p_T^ν using simulated line-shapes (“templates”) as a function of M_W . A custom Monte Carlo simulation is used to generate templates between 80 GeV and 81 GeV. The simulation includes a boson production and decay model, and a detailed model of detector response. The kinematics of W and Z boson production and decay are modeled using the RESBOS [13] generator. Using the Z -boson data, we tune the non-perturbative form factor in RESBOS, which describes the boson p_T spectrum at low p_T (~ 5 GeV), and α_s ,

which describes the boson p_T spectrum at intermediate p_T (~ 15 GeV). The radiation of multiple final-state photons is modeled with PHOTOS [14]. The PHOTOS QED model was checked with HORACE [15], which in addition to a leading-logarithm calculation of multiple initial- and final-state photons, also performs an exact $\mathcal{O}(\alpha)$ calculation. We use the CTEQ6.6 [16] parton distribution functions (PDFs) of the (anti)proton and verify that the MSTW2008 [17] PDFs give consistent results. The CTEQ6.6 and MSTW2008 PDFs yield similar estimates of the M_W uncertainty. We quote the 68% confidence level (C.L.) uncertainty from the MSTW2008 ensemble of PDFs as a systematic uncertainty on M_W .

The charged-lepton track is simulated using a detailed model of the passive material in the tracking volume and of individual position measurements in the COT. We use a highly granular lookup table to model ionization and radiative energy loss, multiple Coulomb scattering, and Compton scattering in the tracking volume. The simulation generates and propagates bremsstrahlung photons and conversion electrons to the calorimeter and includes Landau-Pomeranchuk-Migdal [18] suppression for soft photon emission. Muon tracks from Υ , W , and Z -boson decays are used to determine the COT position measurement resolution ($\approx 150 \mu\text{m}$), which is implemented in the simulation as a function of radius. A helix fit (with beam constraint for promptly-produced tracks) is performed to simulate the reconstructed track.

A high-purity sample of cosmic ray muons collected concurrently with the collider data is used to perform a precise alignment of the COT. The trajectory of each cosmic ray muon is fitted to a single helix through the entire COT. This fit provides a robust reference for the internal alignment of sense wires, including gravitational and electrostatic displacements, resulting in a 2-5 μm precision in relative wire positions. We remove the remaining weakly-constrained modes of COT deformation, based on the observed difference of $\langle E/p \rangle$ between positrons and electrons from W -boson decays.

We calibrate the tracker momentum scale using $J/\psi \rightarrow \mu\mu$ and $\Upsilon(1S) \rightarrow \mu\mu$ samples, by performing a maximum-likelihood fit of the data to simulated invariant mass templates generated using the known mass values of these mesons [19]. The momentum scale is calibrated after alignment and energy loss corrections are derived from the J/ψ sample. Nonuniformities in the tracker magnetic field are corrected by measuring the dependence of the J/ψ mass on the mean polar angle of the muons. The dependence of the momentum scale on the difference of the muon polar angles is used to calibrate the polar angle measurement and the residual bias in track curvature as a function of polar angle. A 4% correction to the ionization energy loss is applied to eliminate the dependence of the momentum scale on $\langle 1/p_T \rangle$ of the muons.

After finalizing this calibration, we perform a measurement of the Z -boson mass in the dimuon channel (see Fig. 1), initially blinded with an additive offset randomly selected from a flat distribution in the range [-

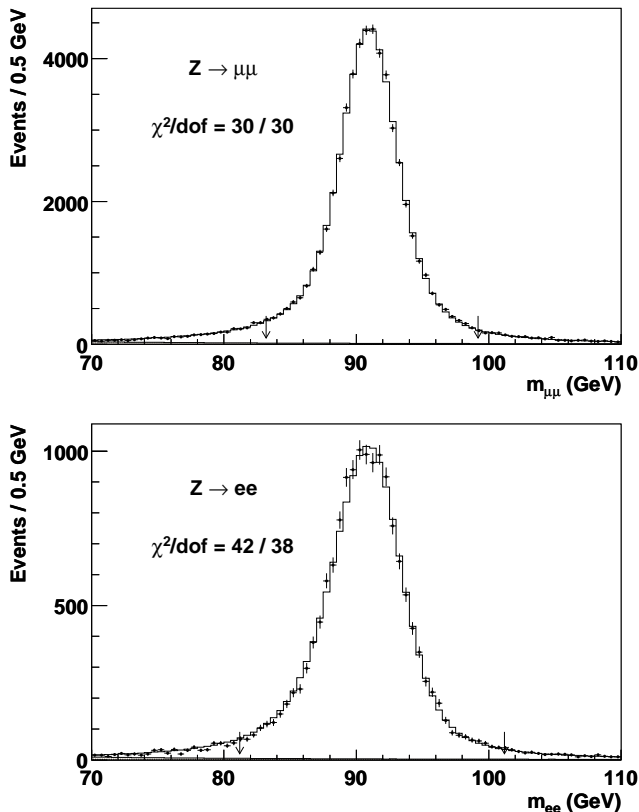


FIG. 1: The $Z \rightarrow \mu\mu$ (top) and $Z \rightarrow ee$ (bottom) mass fits, showing the data (points), the best-fit simulation template (histogram) and the photon-pole contribution (shaded). The arrows indicate the fitting range.

75,75] MeV. The unblinded result is $M_Z = 91\,180 \pm 12_{\text{stat}} \pm 10_{\text{syst}}$ MeV. This measurement is consistent with the world average of $91\,188 \pm 2$ MeV [5, 19], providing an incisive cross-check of the tracking simulation and the momentum scale. Subsequently, we include the $Z \rightarrow \mu\mu$ mass measurement as a constraint on the momentum scale. The systematic uncertainties due to QED radiative corrections and magnetic field nonuniformity dominate the total uncertainty of 0.009% in the combined momentum scale.

In the simulation of the electron cluster, nearby bremsstrahlung photons and conversion electrons have their energies merged with that of the primary electron. We use a custom implementation of GEANT4 [20] to model the distributions of electron and photon energy loss in the solenoid coil and energy leakage into the hadronic calorimeter, as a function of E_T and incident angle. Using the calibrated tracker momentum scale, we fit the E/p peak in $W \rightarrow e\nu$ (Fig. 2) and $Z \rightarrow ee$ data in bins of E_T to determine the electron energy scale and non-linearity of the calorimeter response. We fit the radiative tail of the E/p distribution to tune the amount of simulated material upstream of the COT by 2.6%. The

EM calorimeter resolution is parametrized as the quadrature sum of a sampling term ($12.6\%/\sqrt{E_T/\text{GeV}}$) and a constant term $\kappa = (0.68 \pm 0.05)\%$ applied to the cluster energy. A secondary constant term $\kappa_\gamma = (7.4 \pm 1.8)\%$ is applied only to the energies of bremsstrahlung photons and conversion electrons. We tune κ on the width of the E/p peak in the $W \rightarrow e\nu$ sample and κ_γ on the width of the mass peak in a $Z \rightarrow ee$ subsample where both electrons have $E/p > 1.11$.

We use the tuned energy scale to perform an independent measurement of the Z -boson mass in the dielectron channel (see Fig. 1), initially blinded with the same offset as used for the measurement in the dimuon channel. The unblinded result, $M_Z = 91\,230 \pm 30_{\text{stat}} \pm 14_{\text{syst}}$ MeV, is consistent with the world average, providing a stringent cross-check of our EM calorimeter energy scale calibration and electron simulation. Cross-checks of the $Z \rightarrow ee$ mass measurements using exclusive subsamples consisting of electrons with $E/p > 1.11$ and $E/p < 1.11$ respectively, performed with both calorimetry and tracking, give consistent results. The final determination of the electron energy scale combines the E/p -based calibration with the M_Z measurement, taking the correlated uncertainty due to the QED radiative correction into account.

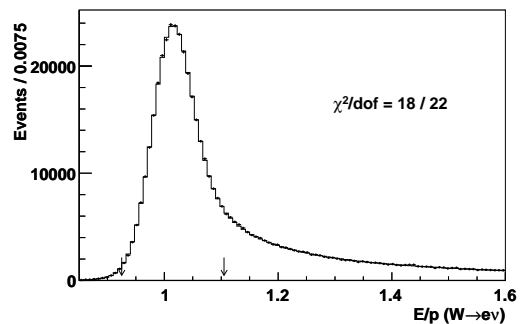


FIG. 2: The distribution of E/p for the $W \rightarrow e\nu$ data (points) and the best-fit simulation (histogram) including the small jet background. The arrows indicate the fitting range used for the electron energy calibration.

The calorimeter towers containing lepton energy depositions are excluded from the calculation of the recoil vector \vec{u} (i.e. lepton removal). The underlying event energy in these towers is measured using the nearby towers in W -boson data. The \vec{u} resolution due to the underlying event and additional $p\bar{p}$ collisions is modeled using data triggered on inelastic $p\bar{p}$ interactions and random bunch crossings respectively. The \vec{p}_T -imbalance between the $\vec{p}_T^{\ell\ell}$ and \vec{u} in $Z \rightarrow \ell\ell$ events is used to tune the recoil model, which also includes the response to the initial state QCD radiation and its resolution. Cross-checks of the recoil model show good agreement between W -boson data and simulation.

Kinematic distributions of background events passing the event selection cuts are included in the template fits

Distribution	W -boson mass (MeV)	χ^2/dof
$m_T(e, \nu)$	$80\,408 \pm 19_{\text{stat}} \pm 18_{\text{syst}}$	52/48
$p_T^\ell(e)$	$80\,393 \pm 21_{\text{stat}} \pm 19_{\text{syst}}$	60/62
$p_T^\nu(e)$	$80\,431 \pm 25_{\text{stat}} \pm 22_{\text{syst}}$	71/62
$m_T(\mu, \nu)$	$80\,379 \pm 16_{\text{stat}} \pm 16_{\text{syst}}$	58/48
$p_T^\ell(\mu)$	$80\,348 \pm 18_{\text{stat}} \pm 18_{\text{syst}}$	54/62
$p_T^\nu(\mu)$	$80\,406 \pm 22_{\text{stat}} \pm 20_{\text{syst}}$	79/62

TABLE I: Fit results and uncertainties for M_W . The fit windows are 65 – 90 GeV for the m_T fit and 32 – 48 GeV for the p_T^ℓ and p_T^ν fits. The χ^2 of the fit is computed using the expected statistical errors on the data points.

with their estimated normalizations. Backgrounds arise from jets misidentified as leptons, $Z \rightarrow \ell\ell$ decays with only one reconstructed lepton, $W \rightarrow \tau\nu \rightarrow \ell\nu\bar{\nu}\nu$, pion and kaon decays in flight (DIF), and cosmic rays. We estimate jet, DIF, and cosmic ray backgrounds from the data and $Z \rightarrow \ell\ell$ and $W \rightarrow \tau\nu$ backgrounds from simulation. Background fractions for the muon (electron) datasets are evaluated to be 7.35% (0.14%) from $Z \rightarrow \ell\ell$ decays, 0.88% (0.93%) from $W \rightarrow \tau\nu$ decays, 0.04% (0.39%) from jets, 0.24% from DIF, and 0.02% from cosmic rays.

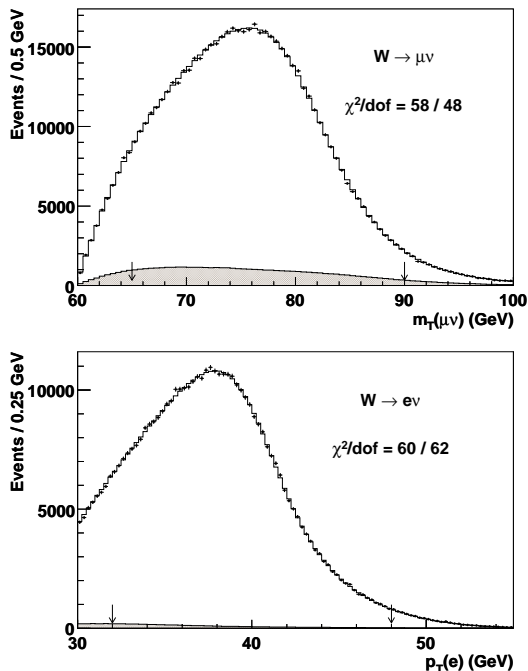


FIG. 3: The m_T distribution for muons (top) and the p_T^ℓ distribution for electrons (bottom). The data (points) and the best-fit simulation template (histogram) including backgrounds (shaded) are shown. The arrows indicate the fitting range.

As with the Z -boson mass measurements, the M_W

Source	Uncertainty (MeV)
Lepton energy scale and resolution	7
Recoil energy scale and resolution	6
Lepton removal	2
Backgrounds	3
$p_T(W)$ model	5
Parton distributions	10
QED radiation	4
W -boson statistics	12
Total	19

TABLE II: Uncertainties for the final combined result on M_W .

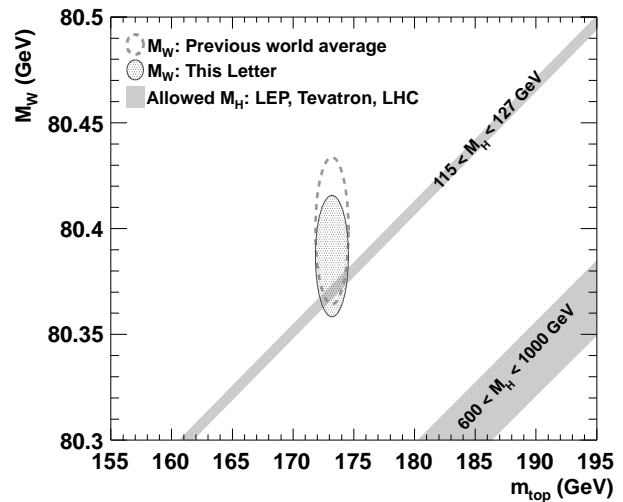


FIG. 4: The 68% C.L. ellipses of M_W and the top quark mass m_{top} , using the Tevatron-average value [22] of m_{top} . Also shown as bands are the allowed ranges for the SM Higgs boson mass, based on direct searches conducted at LEP [23], the Tevatron [24] and the LHC [25, 26].

fit values were blinded during analysis by adding another unknown offset in the range $[-75, 75]$ MeV. The unblinded fit results (e.g., Fig. 3) are summarized in Table I. The consistency of these results confirms that the W -boson production, decay, and the hadronic recoil are well-modeled. Systematic uncertainties from analysis parameters are propagated to M_W by fitting events, generated with the parameter values varied by their uncertainties, with the nominal templates. The statistical correlations between fits are evaluated with simulated experiments and are found to be 69% (68%) between m_T and p_T^ℓ (p_T^ν) fit values, and 28% between p_T^ℓ and p_T^ν fit values. We perform a numerical combination of the six individually fitted M_W values, including correlations, using the BLUE [21] method and obtain $M_W = 80\,387 \pm 19$ MeV, with $\chi^2/\text{dof} = 6.6/5$. The m_T , p_T^ℓ and p_T^ν fits in the electron (muon) channel con-

tribute weights of 17.5% (35.5%), 13.8% (17.3%), and 7.1% (8.8%), respectively. The systematic uncertainties for the combined result are shown in Table II. The comparison of the previous world average and this measurement of M_W is shown in fig. 4.

In conclusion, we report a new measurement of the W -boson mass with the CDF II detector at the Fermilab Tevatron using data corresponding to 2.2 fb^{-1} of integrated luminosity. The measured value $M_W = 80\,387 \pm 12_{\text{stat}} \pm 15_{\text{syst}} = 80\,387 \pm 19 \text{ MeV}$ is more precise than all previous measurements of M_W combined. The world average becomes $M_W = 80\,390 \pm 16 \text{ MeV}$. This result has a significant impact on the global electroweak fit [5]; the limit on the fitted mass of the SM Higgs boson has been reduced from $M_H < 158 \text{ GeV}$ to $M_H < 145 \text{ GeV}$ at the 95% C.L.

We thank the Fermilab staff and the technical staff of the participating institutions for their vital contributions. We thank C. Balazs, U. Baur, C. M. Carloni

Calame, K. Ellis, G. Montagna, R. Thorne, A. Vicini, D. Wackerroth and Z. Was for helpful discussions. This work was supported by the U.S. Department of Energy and National Science Foundation; the Italian Istituto Nazionale di Fisica Nucleare; the Ministry of Education, Culture, Sports, Science and Technology of Japan; the Natural Sciences and Engineering Research Council of Canada; the National Science Council of the Republic of China; the Swiss National Science Foundation; the A.P. Sloan Foundation; the Bundesministerium für Bildung und Forschung, Germany; the Korean World Class University Program, the National Research Foundation of Korea; the Science and Technology Facilities Council and the Royal Society, UK; the Russian Foundation for Basic Research; the Ministerio de Ciencia e Innovación, and Programa Consolider-Ingenio 2010, Spain; the Slovak R&D Agency; the Academy of Finland; and the Australian Research Council (ARC).

-
- [1] S. Schael *et al.* (ALEPH Collaboration), *Eur. Phys. J. C* **47**, 309 (2006); G. Abbiendi *et al.* (OPAL Collaboration), *Eur. Phys. J. C* **45**, 307 (2006); P. Achard *et al.* (L3 Collaboration), *Eur. Phys. J. C* **45**, 569 (2006); J. Abdallah *et al.* (DELPHI Collaboration), *Eur. Phys. J. C* **55** 1 (2008).
- [2] T. Affolder *et al.* (CDF Collaboration), *Phys. Rev. D* **64**, 052001 (2001); V. M. Abazov *et al.* (D0 Collaboration), *Phys. Rev. D* **66**, 012001 (2002); B. Abbott *et al.* (D0 Collaboration), *Phys. Rev. D* **62**, 092006 (2000); B. Abbott *et al.* (D0 Collaboration), *Phys. Rev. D* **58**, 092003 (1998); V. M. Abazov *et al.* (CDF and D0 Collaborations), *Phys. Rev. D* **70**, 092008 (2004). V. M. Abazov *et al.* (D0 Collaboration), *Phys. Rev. Lett.* **103**, 141801 (2009).
- [3] T. Aaltonen *et al.* (CDF Collaboration), *Phys. Rev. Lett.* **99**, 151801 (2007).
- [4] T. Aaltonen *et al.* (CDF Collaboration), *Phys. Rev. D* **77**, 112001 (2008).
- [5] ALEPH Collaboration, CDF Collaboration, D0 Collaboration, DELPHI Collaboration, L3 Collaboration, OPAL Collaboration, SLD Collaboration, LEP Electroweak Working Group, Tevatron Electroweak Working Group, SLD electroweak heavy flavour groups, CERN-PH-EP/2010-095, arXiv:1012.2367 and references therein.
- [6] S. Heinemeyer *et al.*, *J. High Energy Phys.* 0608, 052 (2006).
- [7] T. Affolder *et al.*, *Nucl. Instrum. Methods Phys. Res. A* **526**, 249 (2004).
- [8] G. Ascoli *et al.*, *Nucl. Instrum. Methods Phys. Res. A* **268**, 33 (1988).
- [9] Pseudorapidity is defined as $\eta = -\ln[\tan(\theta/2)]$, where θ is the polar angle from the beam axis. Energy (momentum) transverse to the beam is denoted as E_T (p_T). We use the convention $c = 1$ throughout this paper.
- [10] A. V. Kotwal, H. K. Gerberich, and C. Hays, *Nucl. Instrum. Methods Phys. Res. A* **506**, 110 (2003).
- [11] A. Byon-Wagner *et al.*, *IEEE Trans. Nucl. Sci.* **49**, 2567 (2002).
- [12] F. Abe *et al.* (CDF Collaboration), *Nucl. Instrum. Methods Phys. Res. A* **271**, 387 (1988).
- [13] C. Balázs and C.-P. Yuan, *Phys. Rev. D* **56**, 5558 (1997); G. A. Ladinsky and C.-P. Yuan, *Phys. Rev. D* **50**, R4239 (1994); F. Landry, R. Brock, P. M. Nadolsky, and C.-P. Yuan, *Phys. Rev. D* **67**, 073016 (2003).
- [14] P. Golonka and Z. Was, *Eur. J. Phys. C* **45**, 97 (2006).
- [15] C.M. Carloni Calame, G. Montagna, O. Nicrosini, and A. Vicini, *J. High Energy Phys.* **0710**, 109 (2007).
- [16] P. Nadolsky *et al.*, *Phys. Rev. D* **78**, 013004 (2008).
- [17] A. D. Martin, W. J. Stirling, R. S. Thorne and G. Watt, *Eur. Phys. J. C* **63**, 189 (2009).
- [18] L. Landau and I. Pomeranchuk, *Dok. Akad. Nauk SSSR* **92**, 535, (1953); **92**, 735 (1953); A. B. Migdal, *Phys. Rev.* **103**, 1811 (1956); *Zh. Eksp. Tear. Fiz.* **32**, 633 (1957) [*Sov. Phys. JETP* **5**, 527 (1957)].
- [19] K. Nakamura *et al.*, *J. Phys. G* **37**, 075021 (2010).
- [20] S. Agostinelli *et al.*, *Nucl. Instrum. Methods Phys. Res. A* **506**, 250 (2003).
- [21] L. Lyons, D. Gibaut, and P. Clifford, *Nucl. Instrum. Methods Phys. Res. A* **270**, 110 (1988).
- [22] Tevatron Electroweak Working Group, CDF and D0 Collaborations, arXiv:1107.5255.
- [23] ALEPH Collaboration, DELPHI Collaboration, L3 Collaboration, OPAL Collaboration, LEP Working Group for Higgs Boson Searches, *Phys. Lett. B* **565**, 61 (2003).
- [24] CDF Collaboration and D0 Collaboration, *Phys. Rev. Lett.* **104**, 061802 (2010).
- [25] ATLAS Collaboration, Submitted to *Phys. Lett. B*, arXiv:1202.1408.
- [26] CMS Collaboration, Submitted to *Phys. Lett. B*, arXiv:1202.1488.