



CHORUS

This is the accepted manuscript made available via CHORUS. The article has been published as:

Nondiffusive Suprathermal Ion Transport in Simple Magnetized Toroidal Plasmas

K. Gustafson, P. Ricci, I. Furno, and A. Fasoli

Phys. Rev. Lett. **108**, 035006 — Published 20 January 2012

DOI: [10.1103/PhysRevLett.108.035006](https://doi.org/10.1103/PhysRevLett.108.035006)

Nondiffusive suprathermal ion transport in simple magnetized toroidal plasmas

K. Gustafson, P. Ricci, I. Furno, and A. Fasoli

*Ecole Polytechnique Fédérale de Lausanne (EPFL), Centre de Recherches en Physique des Plasmas,
Association Euratom-Confédération Suisse, CH-1015 Lausanne, Switzerland*

We investigate suprathermal ion dynamics in simple magnetized toroidal plasmas in the presence of electrostatic turbulence driven by the ideal interchange instability. Turbulent fields from fluid simulations are used in the non-relativistic equation of ion motion to compute suprathermal tracer ion trajectories. Suprathermal ion dispersion starts with a brief ballistic phase, during which particles do not interact with the plasma, followed by a turbulence interaction phase. In this one simple system, we observe the entire spectrum of suprathermal ion dynamics, from subdiffusion to superdiffusion, depending on beam energy and turbulence amplitude. We estimate the duration of the ballistic phase and identify basic mechanisms during the interaction phase that determine the character of suprathermal ion dispersion upon the beam energy and turbulence fluctuation amplitude.

PACS numbers: 52.65.Cc, 52.25.Fi, 52.30.Ex, 52.35.Ra, 52.40.Mj

Most plasmas are characterized by the presence of suprathermal particles, possibly generated by turbulent acceleration, external sources, or, as in the case of fusion devices, nuclear reactions. Understanding the basic phenomena that determine the suprathermal particle dynamics is a key challenge for the description of a wide range of plasma systems, ranging from magnetically confined plasmas for fusion [1–4] to space plasmas [5].

In this Letter, we theoretically characterize suprathermal ion dynamics in the simple magnetized torus (SMT) configuration [6]. An SMT confines a plasma with a vertical magnetic field, B_v , superimposed on a toroidal magnetic field, B_ϕ , creating helicoidal field lines that terminate on the vessel. This configuration is of interest to the plasma turbulence and fusion communities since it offers a simple and well-diagnosed testbed in which to study the basic physics of plasma turbulence and the associated transport of heat and particles, allowing parameter scans that are not possible in more complicated configurations. In the SMT, turbulence has been characterized through global simulations [7] validated against experimental data [8, 9]. These are unique simulations, which evolve the plasma dynamics resulting from the interplay between the plasma source, losses at the vessel, and turbulence, with no separation between equilibrium and fluctuating quantities. They provide the turbulent fields for integrating suprathermal ion trajectories.

The SMT incorporates, in a simplified form, the fundamental elements determining suprathermal ion dynamics, specifically: the Larmor gyration, the drifts related to the curvature and gradient of the magnetic field, the $\mathbf{E} \times \mathbf{B}$ drift, and the polarization drift. The latter two are related to plasma turbulence and strongly dependent upon its topological properties. The relative simplicity of the SMT allows comprehensive quantification of the interplay between these phenomena. Since the key elements are the same, the framework established here can be applied for interpreting suprathermal ion dynamics

in more complicated and diverse contexts. Examples include fusion devices with high energy neutral beams and α -particle production, cosmic ray propagation, and solar wind interaction with the magnetosphere.

The primary diagnostic for studying the dispersion of suprathermal ions is the variance $\sigma_R^2(t) = \langle \delta R^2 \rangle \sim t^{\gamma_R}$ of their radial displacements, $\delta R \equiv R(t) - R(0)$, where $\langle \rangle$ is an ensemble average over many particle trajectories. By numerically integrating the trajectories of suprathermal ions in simulated SMT turbulent fields, and by exploring wide ranges of particle energy and turbulence amplitude, we show that the ions have a complex motion, which in general cannot be considered diffusive. Our simulations show that suprathermal ion dispersion starts with a brief ballistic phase, during which particles do not interact with the plasma, resulting in $\gamma_R \simeq 2$. This phase is followed by a turbulence interaction phase, which surprisingly shows the entire spectrum of suprathermal ion spreading: superdiffusive ($\gamma_R > 1$), diffusive ($\gamma_R = 1$), or subdiffusive ($\gamma_R < 1$), depending on particle energy and turbulence amplitude. We provide an estimate of the duration of the ballistic phase and we identify the mechanisms that determine, in the interaction phase, the dependence of γ_R upon the beam energy and turbulence fluctuation amplitude.

For an SMT example, we refer to the parameters of the TORPEX device [10, 11], namely $B_v \ll B_\phi$, $\beta \ll 1$ and $T_i \ll T_e$. In TORPEX, a localized source of plasma on the high-field side of the torus is generated by microwave absorption at the electron-cyclotron and upper-hybrid resonances. A suprathermal ion beam is provided by a miniaturized lithium 6^+ ion source [12]. A number of turbulence regimes have been characterized both experimentally and theoretically [7] for TORPEX. Here, we focus on the ideal interchange instability, which is dominant for a sufficiently high B_v and low plasma resistivity. In this regime, $k_{\parallel} = 0$, and the wavelength of the dominant mode along z (the direction perpendicular

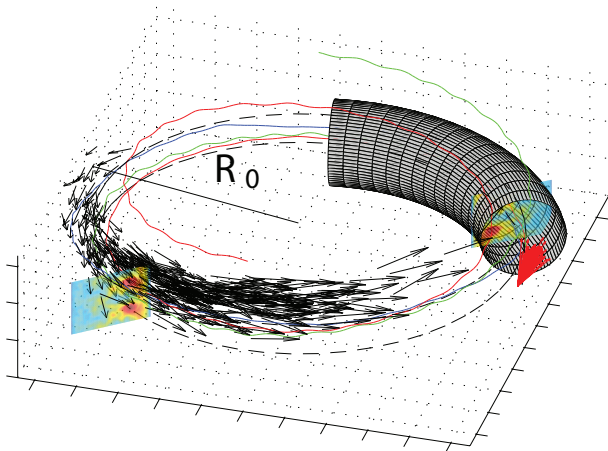


FIG. 1. (Color online) Suprathermal ions in a schematic of TORPEX. A section of the torus vessel is indicated, as well as a magnetic field line (dashed black line). Three suprathermal ion trajectories (red, green and blue solid lines) for a $\mathcal{E} = 20$ injection are shown. The injection cone is indicated in red, while the black arrows indicate several ions at $t\Omega = 130$. A snapshot of the electrostatic potential, Φ , obtained from the simulations in Ref. [8] and used to integrate the ion trajectories, is shown on two poloidal cross-sections.

lar to both \mathbf{B} and the radial direction, which is tilted by an angle $\theta = \tan^{-1}(B_v/B_\phi) \ll 1$ with respect to the vertical direction), is given by the return length of the field line on the poloidal plane, i.e. $\lambda_z = \Delta$, where $\Delta = 2\pi R_0 B_v/B_\phi$, with R_0 being the SMT major radius. Since $k_{\parallel} = 0$, turbulence in this regime can be described by two-dimensional simulations in the tilted plane perpendicular to the magnetic field.

We integrate the non-relativistic ion equation of motion with the Lorentz force in the SMT magnetic configuration, considering the time-dependent electric field provided by the simulation described in Ref. [8]. An example of the simulated electrostatic potential for TORPEX, Φ , is shown in Fig. 1 in two perpendicular planes at different toroidal locations. Two distinct poloidal regions with different features of plasma turbulence have been identified previously in both simulations and experiments. First, a mode region exists on the high-field side of the SMT, where the plasma is generated and a coherent ideal interchange mode is present. Second, a region on the low-field side [13] with lower plasma density and temperature is marked by intermittent structures termed blobs [14, 15].

Injection conditions for the ions are chosen to mimic the suprathermal ion source in TORPEX, focusing on parallel injection, such that the axis of the injection cone is directed along a field line using a Gaussian angular distribution with a 0.1rad variance. The initial velocities have a Gaussian distribution with a spread $\sigma_{v_0} = 0.1v_0$, with v_0 being the mean initial velocity, injected at the point $R = R_0$, a region where turbulence is transitioning

from the mode region to the blob region. We consider the ions as tracer particles, such that they do not influence background fields, and ignore suprathermal ion collisions. These two assumptions are motivated by the experimental conditions in TORPEX.

We now detail the main elements determining a suprathermal ion trajectory in SMT turbulent fields. In the parallel direction, particle velocity is essentially unaffected since $k_{\parallel} = 0$. In the perpendicular plane, ion trajectories result approximately from the combined effects of four elements. These are the gyromotion, with Larmor radius $\rho = v_{\perp}/\Omega$ and Larmor frequency $\Omega = qB/m$ (m and q are the suprathermal ion mass and charge, respectively), the drifts related to the curvature and radial gradient of the magnetic field, $v_{\nabla\mathbf{B}}$, the $\mathbf{E} \times \mathbf{B}$ drift, and the polarization drift.

The drift velocity $v_{\nabla\mathbf{B}} = (v_{\perp}^2/2 + v_{\parallel}^2)\mathbf{e}_z/(\Omega R)$ is oriented purely in the z direction and dominated by the v_{\parallel}^2 curvature term for parallel injection. For the $\mathbf{E} \times \mathbf{B}$ drift, we note that the time-averaged electric field has a radial component that causes a drift in the z direction. The fluctuating electric field leads to alternating displacements in the radial and z directions. The size of these displacements is determined by the size and amplitude of the fluctuating vortex and blob-like structures in the turbulence, and by the Larmor radius. In fact, the $\mathbf{E} \times \mathbf{B}$ drift accounts for the gyroaveraged electric field. In the case where the suprathermal ion Larmor radius is significant compared to the scale of the turbulence, $k_{\Delta}\rho \gtrsim 1$ ($k_{\Delta} = 2\pi/\Delta$), the gyroaverage decreases the magnitude of the $\mathbf{E} \times \mathbf{B}$ velocity with respect to cases for which $k_{\Delta}\rho \ll 1$. Finally, the polarization drift causes modest but observable particle energization, similar to that seen in Ref. [16]. This can affect the transport slightly by increasing the average Larmor radius.

In the SMT, the turbulent $\mathbf{E} \times \mathbf{B}$ drift is thus the sole cause of suprathermal ion beam radial dispersion, which we quantify by the variance $\sigma_R^2(t)$ of the radial displacements. Figure 2 illustrates an example of the time evolution of $\sigma_R^2(t)$ with the three phases that appear in the simulations. These phases are characterized by different values of the γ_R exponent, as determined by fitting a line in log-log plots of $\sigma^2(t)$. The phases can be categorized as ballistic, interaction and asymmetric, as shown in Fig. 2. They are distinct, but tend to transition smoothly from one into the next, as measured by the dispersion exponents.

The early ballistic phase is the relatively brief period with $\gamma_R \sim 2$ before the ions interact significantly with the turbulence and magnetic field. In fact, the simulations show that the ballistic phase lasts until $t \simeq \min\{2/\Omega, mv_{\perp}/(qE)\}$. In principle, a gyrocenter ballistic phase may be present, during which the particle dispersion shows $\gamma_R \simeq 2$ superimposed on a Larmor oscillation. This gyrocenter ballistic phase would end when the gyrocenter speed changes significantly with respect to

its initial value. In the present context, we estimate this phase to last less than one gyroperiod. The simulations agree that gyrocenter motion is never ballistic.

Following the ballistic phase, suprathermal ions interact with the plasma turbulence and the beam dispersion displays nearly constant γ_R . This quasi-steady state interaction phase ends when the ions have spread radially enough to sample regions where the local turbulent properties are significantly different than the ones at the injection position. At this time, the asymmetric phase begins because the beam has spread to sample regions where the turbulence properties are significantly different with respect to the injection position. Thus, the duration of the interaction phase is determined by the spread in the radial $\mathbf{E} \times \mathbf{B}$ velocity compared to the width of a roughly uniform region of turbulence.

In Fig. 3, the values of γ_R in the interaction phase, as obtained from a large number of simulations, are shown as a function of the beam energy, which we express in terms of $\mathcal{E} \equiv \mathcal{E} = mv_0^2/(2T_e)$, and of the amplitude of the fluctuations of the electric field, $\xi \equiv e\tilde{\Phi}/T_e$. Here, T_e denotes the electron temperature, averaged over time and the z coordinate, and $\tilde{\Phi}$ is the root mean square fluctuation amplitude of Φ . Both are evaluated at the injection point. The fluctuation amplitude is scanned by rescaling the fluctuating part of the simulated electric field. Due to variations in the plasma properties, this is also equivalent to varying ξ and \mathcal{E} by injecting ions at different radial positions. At $R = R_0$, the typical experimental value is $\xi = 1.5$, while the simulations show smaller amplitude fluctuations, $\xi = 0.8$. Figure 3 reveals the existence of different regimes for the ion dynamics. The complex dependence of γ_R on these parameters is now explained.

Superdiffusive dispersion, i.e. $1 < \gamma_R$, is observed in a region of the $\xi - \mathcal{E}$ plane, corresponding to $k_{\perp}\rho \rightarrow 0$, $v_{\nabla\mathbf{B}} \rightarrow 0$, and $\xi \gtrsim 0.3$. In this limit, turbulent structures are relatively static with respect to the ions, thus allowing ions to move large distances in a single direction [17]. However, if the fluctuations are reduced below a certain level, γ_R drops dramatically because the amplitude of the vortex structures is too small for the structures to form connections between the center and edge of the plasma. This is a topological constraint set by the amplitude of the turbulent fluctuations. In Fig. 3, the $\xi \simeq 0.3$ boundary, for which connected velocity streamlines do not form, is indicated by the horizontal line: γ_R decreases very sharply for $\xi \lesssim 0.3$.

The boundary marked by the solid curve in Fig. 3 denote the points for which $k_{\Delta}\rho = 2$. Outside this boundary gyroaveraging gradually decreases the number and the amplitude of the suprathermal ion radial displacements. This leads to a reduction of γ_R from superdiffusive to a diffusive value, $\gamma_R \simeq 1$.

The drift velocity $v_{\nabla\mathbf{B}}$ has an important effect on the suprathermal ion dynamics. Provided that the motion

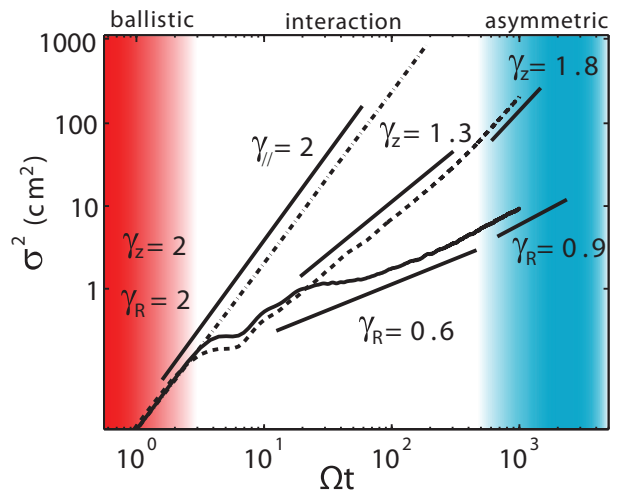


FIG. 2. (Color online) Variance of displacements in the radial (solid curve), vertical (dashed curve) and parallel (dash-dotted curve) directions for $\mathcal{E} = 50$ and $\xi = 0.8$ are shown. Dispersion exponents γ are fitted with solid line segments, which have error of ± 0.1 . For the radial dispersion, an initial ballistic phase occurs (red-shaded region) with $\gamma_R \simeq 2$. This is followed by the turbulence interaction phase when γ_R remains nearly constant. Later, the asymmetric phase (shaded blue region) shows an increased value of γ_R . For the parallel direction, since there are no forces, $\gamma_{\parallel} \simeq 2$ always. The z -directed spreading also shows three phases in which the superdiffusion is due to $v_{\nabla\mathbf{B}}$.

along z is sufficiently fast, an effective drift-average of the electric field fluctuations reduces the radial dispersion, which is subdiffusive for a significant amount of time in the interaction phase. Subdiffusive radial spreading occurs if the time required for an ion to traverse a turbulent vortex along z is significantly smaller than the time to traverse the same vortex radially. This time can be estimated as follows. Let τ_R be the time required to move radially across the structure, such that

$$\tau_R \sim L_R/v_{\mathbf{E} \times \mathbf{B},R}, \quad (1)$$

where L_R is the radial extent of the vortex, which has been estimated [18] as $L_R \sim \sqrt{L_p/k_{\Delta}}$. Similarly, we define

$$\tau_z \sim L_z/(v_{\nabla\mathbf{B}} + v_{\mathbf{E} \times \mathbf{B},z}) \quad (2)$$

as the time required to cross a vortex of size $L_z \sim 1/k_{\Delta}$ due to the velocity in z . The curve

$$\frac{L_R(v_{\nabla\mathbf{B}} + v_{\mathbf{E} \times \mathbf{B},z})}{L_z v_{\mathbf{E} \times \mathbf{B},R}} \simeq \chi \quad (3)$$

approximately identifies the region where the ions are more likely to complete radial steps before drift-averaging makes radial steps less likely. The numerical parameter $\chi \simeq 5$ is empirically observed to correspond to the subdiffusive transition for all values of ξ tested. The condition

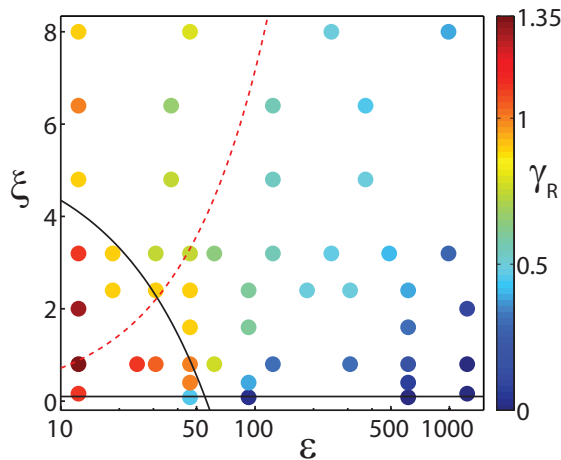


FIG. 3. (Color online) Dispersion exponents γ_R (colored dots) in the interaction phase are displayed in the ξ - \mathcal{E} plane. Error on the value of γ_R is ± 0.1 . Regions for γ_R are demarcated by the gyroaveraging condition ($k_{\Delta\rho} = 2$, solid black curve), by effective drift-averaging condition (Eq. (3), dashed red curve), and by the disconnected streamline condition ($\xi = 0.3$, horizontal line).

for $v_{\nabla\mathbf{B}}$ averaging, given by Eq. (3), is also displayed in Fig. 3, confirming the reduction of the suprathermal ion dispersion rate to subdiffusive values due to drift-averaging.

Additional simulations with $R_0 \rightarrow \infty$ confirm the role of $v_{\nabla\mathbf{B}}$ drift in the suprathermal ion dispersion. In these simulations, dispersion is reduced from turbulent superdiffusion only by gyroaveraging. The values of γ_R decrease from $\gamma_R > 1$ to $\gamma_R \simeq 1$ when the Larmor radius becomes sufficiently large, but the dispersion never becomes subdiffusive.

Remarkably, we find in one simple system that suprathermal ion spreading can be subdiffusive, diffusive, or superdiffusive depending on the ion energy and turbulence amplitude. In previous works, superdiffusion and subdiffusion, separately, have been used to model plasmas, see e. g. [19–22]. The coexistence of the three regimes in an *ad hoc* Hamiltonian model was observed in Ref. [23]. Nevertheless, a diffusive approach continues to be assumed typically. Diffusion may sometimes describe suprathermal ion transport over short time and spatial scales, since a nondiffusive process may be linearized as an “effective diffusion.” Our simulations show that this approximation is valid only locally, since γ_R can be drastically different than unity, and time-dependent. Therefore, the effective local suprathermal ion diffusivities can show a strong time dependence. In the cases explored here, they can be two orders of magnitude away from measurements of thermal particle diffusivity computed for the ideal interchange mode found in Ref. [24].

Available data from the TORPEX device indicate that

the magnitude of suprathermal ion dispersion is consistent with simulations at a single point in time during the ballistic phase [25]. Our estimates suggest that the transition from ballistic to interaction-phase values of γ_R should be observable for some experimental values of \mathcal{E} . However, the experimental measurements of γ_R made so far are not sufficient to confirm our theoretical prediction, since a high resolution in the toroidal direction is required, which will be possible to achieve with a toroidally moving source under construction. Measuring a change in γ_R into the asymmetric phase will be difficult because most of the ion beam tends to exit the plasma before this phase is well resolved.

The interplay of fundamental phenomena such as gyromotion and curvature drift, which determine the transport of suprathermal ions in the SMT, is also present in fusion confinement configurations. For example, orbit-averaging for trapped particles in a tokamak is analogous to drift-averaging for suprathermal ions in TORPEX. Also, radial constraint of transport due to zonal flows associated with ion-temperature gradient (ITG) turbulence [26] or other velocity-shearing mechanisms may lead to similar subdiffusive tendencies as we find to be caused by vertical drift in the SMT. Our results cover $10 \lesssim \mathcal{E} \lesssim 1000$, $k_{\perp}\rho \ll 1$ to $k_{\perp}\rho \sim 10$, and Kubo numbers [27, 28] in the range $0.2 < \mathcal{K} \equiv v_{\perp}\tau_c/\lambda_c < 5$. Here, τ_c and λ_c are the correlation time and correlation length of the turbulence, respectively. These ranges are relevant for present fusion devices with neutral beam injection [3] and may be relevant for a future DEMO tokamak as well. While the SMT includes much of the fundamental physics for fusion plasmas, the general rules found here are relevant in other contexts as well, such as cosmic rays and solar flares [29, 30].

This work was supported by NSF-IRFP Award #0853498 and by the Swiss National Science Foundation. We acknowledge useful discussions with A. Bovet, J. Graves, F. Halpern, J. Loizu and C. Theiler.

-
- [1] W. Heidbrink and G. Sadler, Nucl. Fusion **34**, 535 (1994).
 - [2] A. Fasoli *et al.*, Nucl. Fusion **47**, 264 (2007).
 - [3] S. Gunter *et al.*, Nucl. Fusion **47**, 920 (2007).
 - [4] M. Albergante *et al.*, Plasma Phys. Controlled Fusion **53**, 054002 (2011).
 - [5] E. K. Kaghshvili, G. P. Zank, and G. M. Webb, The Astrophysical Journal **636**, 1145 (2006).
 - [6] K. L. Wong *et al.*, Rev. Sci. Instrum. **53**, 409 (1982); E. D. Zimmerman and S.C. Luckhardt, J. Fusion Energy **12**, 289 (1993); C. Riccardi *et al.*, Plasma Phys. Controlled Fusion **36**, 1791 (1994); P.K. Sharma and D. Bora, Plasma Phys. Controlled Fusion **37**, 1003 (1995); K. Rypdal and S. Ratynskaia, Phys. Rev. Lett. **94**, 225002 (2005); K. W. Gentle and H. Huang, Plasma Sci. Technol. **10**, 284 (2008).
 - [7] P. Ricci and B. N. Rogers, Phys. Rev. Lett. **104**, 145001

- (2010).
- [8] P. Ricci *et al.*, Phys. Plasmas **16**, 055703 (2009).
- [9] P. Ricci *et al.*, Phys. Plasmas **18**, 2109 (2011).
- [10] A. Fasoli, *et al.*, Phys. Plasmas **13**, 055902 (2006).
- [11] A. Fasoli *et al.*, Plas. Phys. Controlled Fusion **52**, 124020 (2010).
- [12] G. Plyushchev *et al.*, Rev. Sci. Instrum. **77**, 10F503 (2006).
- [13] I. Furno *et al.*, Phys. Rev. Lett. **100**, 055004 (2008).
- [14] C. Theiler, I. Furno, A. Fasoli, P. Ricci, B. Labit, and D. Iraji, Phys. Plasmas **18**, 055901 (2011).
- [15] D. A. D'Ippolito, J. R. Myra, and S. J. Zweben, Phys. Plasmas **18**, 060501 (2011).
- [16] B. D. G. Chandran, B. Li, B. N. Rogers, E. Quataert, and K. Germaschewski, The Astrophysical Journal **720**, 503 (2010).
- [17] D. Del-Castillo-Negrete, B. A. Carreras, and V. E. Lynch, Phys. Rev. Lett. **94**, 4 (2005).
- [18] P. Ricci, B. N. Rogers, and S. Brunner, Phys. Rev. Lett. **100**, 4 (2008).
- [19] A. B. Rechester and M. N. Rosenbluth, Phys. Rev. Lett. **40**, 38 (1978).
- [20] D. Del-Castillo-Negrete, Phys. Fluids **10**, 576 (1998).
- [21] T. Hauff, F. Jenko, and S. Eule, Phys. Plasmas **14**, 102316 (2007).
- [22] R. Sánchez, D. E. Newman, J.-N. Leboeuf, V. K. Decyk, and B. A. Carreras, Phys. Rev. Lett. **101**, 205002 (2008).
- [23] S. Abdullaev, Phys. Rev. E, **62**, 3508 (2000).
- [24] P. Ricci and B. N. Rogers, Phys. Plasmas **16**, 2303 (2009).
- [25] A. Bovet *et al.*, *Proceedings of the 5th IAEA TCM on Energetic Particles in Magnetic Confinement Systems* (IAEA, Vienna, 2011).
- [26] B. N. Rogers, W. Dorland and M. Kotschenreuther, Phys. Rev. Lett. **85**, 25 (2000).
- [27] R. Kubo, J. Math. Phys. **4**, 174 (1963).
- [28] T. Hauff and F. Jenko, Phys. Plasmas **15**, 112307 (2008).
- [29] J. Jokipii, The Astrophysical Journal **146**, 480 (1966).
- [30] T. Hauff, F. Jenko, A. Shalchi, and R. Schlickeiser, The Astrophysical Journal **711**, 997 (2010).