



CHORUS

This is the accepted manuscript made available via CHORUS. The article has been published as:

# Spin Bose-Metal and Valence Bond Solid Phases in a Spin-1/2 Model with Ring Exchanges on a Four-Leg Triangular Ladder

Matthew S. Block, D. N. Sheng, Olexei I. Motrunich, and Matthew P. A. Fisher

Phys. Rev. Lett. **106**, 157202 — Published 12 April 2011

DOI: [10.1103/PhysRevLett.106.157202](https://doi.org/10.1103/PhysRevLett.106.157202)

# Spin Bose-Metal and Valence Bond Solid phases in a spin-1/2 model with ring exchanges on a four-leg triangular ladder

Matthew S. Block,<sup>1</sup> D. N. Sheng,<sup>2</sup> Olexei I. Motrunich,<sup>3</sup> and Matthew P. A. Fisher<sup>1,3</sup>

<sup>1</sup>*Department of Physics, University of California, Santa Barbara, California 93106*

<sup>2</sup>*Department of Physics and Astronomy, California State University, Northridge, California 91330*

<sup>3</sup>*Department of Physics, California Institute of Technology, Pasadena, California 91125*

We study a spin-1/2 system with Heisenberg plus ring exchanges on a four-leg triangular ladder using the Density Matrix Renormalization Group and Gutzwiller variational wavefunctions. Near an isotropic lattice regime, for moderate to large ring exchanges we find a Spin Bose-Metal phase with a spinon Fermi sea consisting of three partially filled bands. Going away from the triangular towards square lattice regime, we find a staggered dimer phase with dimers in the transverse direction, while for small ring exchanges the system is in a featureless rung phase. We also discuss parent states and a possible phase diagram in two dimensions.

In a wide class of crystalline organic Mott insulators it is possible to tune from the strongly correlated insulating state into a metallic state. At ambient pressure such “weak Mott insulators” are perched in close proximity to the metal-insulator transition. The residual electronic spin degrees of freedom constitute a novel quantum system and can exhibit a myriad of behaviors such as antiferromagnetic (AF) ordering or a valence bond solid (VBS). Particularly exciting is the possibility that the significant charge fluctuations in a weak Mott insulator frustrate the magnetic or other ordering tendencies, resulting in a quantum spin liquid. This appears to be realized in two organic materials [1–7]  $\kappa$ -(ET)<sub>2</sub>Cu<sub>2</sub>(CN)<sub>3</sub> and EtMe<sub>3</sub>Sb[Pd(dmit)<sub>2</sub>]<sub>2</sub>, both quasi-two-dimensional (2D) and consisting of stacked triangular lattices. Thermodynamic, transport, and spectroscopic experiments point towards the presence of many gapless excitations in the spin-liquid phase of these materials.

The triangular lattice Hubbard model [1, 8–10] is commonly used to describe these materials. At half filling the Mott metal-insulator transition can be tuned by varying the single dimensionless parameter, the ratio of the on-site Hubbard  $U$  to the hopping strength  $t$ . On the insulator side at intermediate  $U/t$ , the Heisenberg spin model should be augmented by multi-spin interactions [11–16], such as four-site ring exchanges (see Fig. 1), which mimic the virtual charge fluctuations. Accessing a putative gapless spin liquid in 2D in such models poses a tremendous theoretical challenge.

Slave particle approaches provide one construction of gapless spin liquids and predict spin correlations that decay as power laws in space, oscillating at particular wavevectors. In the so-called “algebraic spin liquids” [17–20] these wavevectors are limited to a finite discrete set, often at high symmetry points in the Brillouin zone. However, the singularities can also occur along surfaces in momentum space, as they do in a “spinon Fermi sea” spin liquid speculated for the organic materials [12–14]. We will call such a state “Spin Bose-Metal” (SBM) [21, 22] to emphasize that it has metal-like properties for spin

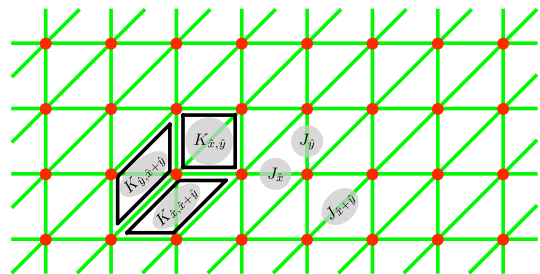


FIG. 1: (color online). Picture of the Heisenberg plus ring Hamiltonian on the four-leg ladder showing different two-spin and four-spin couplings. The “isotropic” (or “triangular”) model is defined by  $J_x = J_y = J_{x+y} = J$ ,  $K_{x,y} = K_{x,\hat{x}+y} = K_{y,\hat{x}+y} = K$ . We also study a broader phase diagram interpolating between the triangular and square limits by decreasing  $J_{x+y}$  [with appropriate scaling of the ring couplings  $K_{x,\hat{x}+y} = K_{y,\hat{x}+y} = (J_{x+y}/J_x) K_{x,y}$ ]. The ladder has periodic boundary conditions in both  $\hat{x}$  and  $\hat{y}$  directions.

and energy transport while the spin model is bosonic in character.

It should be possible to access an SBM phase by systematically approaching 2D from a sequence of quasi-1D ladder models [21–23]. On a ladder the quantized transverse momenta cut through the 2D surface, leading to a quasi-1D descendant state with a set of low-energy modes whose number grows with the number of legs. These quasi-1D descendant states can be accessed in a controlled fashion by analyzing the ladder models using numerical and analytical approaches.

*Heisenberg plus ring on a four-leg triangular ladder.*— Pursuing this idea, we consider a spin-1/2 system with Heisenberg and four-site ring exchanges on the triangular lattice,

$$\hat{H} = \sum_{\langle ij \rangle} 2J_{ij} \vec{S}_i \cdot \vec{S}_j + \sum_{\text{rhombi}} K_P (\mathcal{P}_{1234} + \text{H.c.}). \quad (1)$$

An earlier Exact Diagonalization (ED) work [24] on the isotropic 2D triangular lattice found that  $K > 0.1J$  destroys the 120° AF order. A subsequent variational study

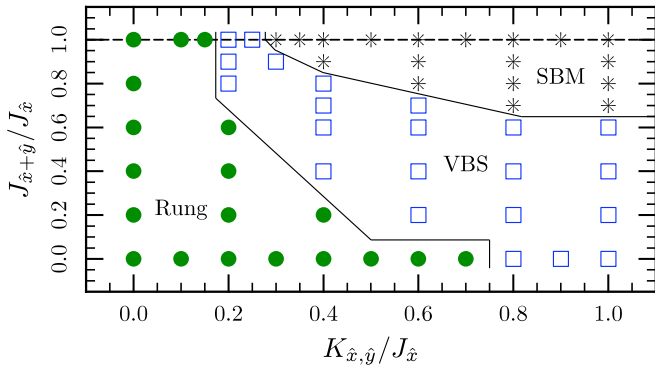


FIG. 2: (color online). Phase diagram of the Heisenberg plus ring model on the four-leg ladder interpolating between the triangular  $J_x = J_y = J_{x+y} = 1$  and square  $J_x = J_y = 1, J_{x+y} = 0$  limits. The horizontal axis is the ring coupling  $K_{\hat{x},\hat{y}}$  while the vertical axis is the diagonal coupling  $J_{\hat{x}+\hat{y}}$ , cf. Fig. 1; the other ring couplings are obtained according to Eq. (2).

[12] suggested the Spin Bose-Metal phase for moderate to large  $K$ . A recent work vigorously pursued this model on a two-leg zigzag ladder [22, 25] combining numerical Density Matrix Renormalization Group (DMRG), Variational Monte Carlo (VMC), and analytical Bosonization approaches, and argued that it realizes a quasi-1D descendant of the SBM phase: a remarkable 1D quantum phase with three gapless modes and power law spin correlations at incommensurate wavevectors that are the fingerprints of the parent 2D phase.

The two-leg ladder is still far from 2D. Here we take a significant step and study the model on a four-leg ladder shown in Fig. 1. We first consider the “isotropic” or “triangular” case where all nearest neighbor bonds have the same Heisenberg coupling  $J$  and all rhombi have the same ring coupling  $K$ ; thus there is a single control parameter  $K/J$ .

We study the model numerically using DMRG/ED combined with VMC. All calculations use periodic boundary conditions. The DMRG calculations keep  $m = 3600$ -5000 states per block [26–28] to ensure accurate results, and the density matrix truncation error for our systems is of the order of  $10^{-5}$  (typical relative error for the ground-state energy is  $10^{-3}$  or smaller). Information about the state is obtained by measuring spin, dimer, and (scalar) chirality structure factors.

The phase diagram determined from such a study using  $12 \times 4$  and  $18 \times 4$  ladders can be seen in Fig. 2; the isotropic case is the horizontal cut at  $J_{\hat{x}+\hat{y}}/J_x = 1$ . For small  $K/J \leq 0.15$  the system is in a rung phase, whose caricature can be obtained by allowing  $J_y \gg J_x, J_{x+y}$  where the rungs effectively decouple. This phase is expected to be gapped and to have only short-range correlations. In the model with isotropic couplings the rungs have rather strong connections: in fact, we find that the  $\hat{x}$  and  $\hat{x} + \hat{y}$

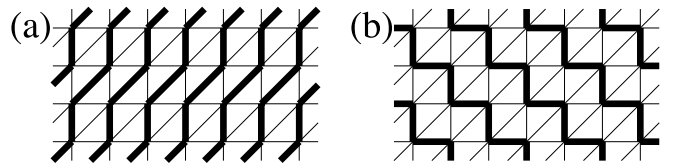


FIG. 3: (a) Symmetry breaking pattern found in DMRG on the isotropic system at  $K/J = 0.2$ -0.25. (b) State degenerate with (a) in the presence of  $\hat{x} \leftrightarrow \hat{x} + \hat{y}$  symmetry. Both (a) and (b) can be viewed as triangular VBS states with dimers on the  $\hat{y}$  bonds but different column orientations. The observed staggered patterns on the  $\hat{x} + \hat{y}$  and  $\hat{x}$  bonds correspondingly are expected on the triangular lattice and apparently follow a rule that each triangle contains only one strong bond. Upon going to the square limit by decreasing  $J_{\hat{x}+\hat{y}}$ , for a range of values for the ring coupling we find the VBS state (b), which connects to a staggered  $\hat{y}$ -dimer state.

bonds have more negative Heisenberg energies than the  $\hat{y}$  bonds. Nevertheless, the DMRG measurements suggest that the system is in a featureless gapped phase, even if it has significant inter-rung correlations. A further test is provided by increasing  $J_y$  from the isotropic case, and we indeed observe a smooth evolution in all measurements, thus connecting with the strong rung phase.

Near  $K/J = 0.2$ -0.25, the DMRG ground state breaks translational symmetry. The pattern obtained on both the  $12 \times 4$  and  $18 \times 4$  systems is illustrated in Fig. 3(a). This state has strong  $\hat{y}$  bonds forming columns along the ladder direction and strong  $\hat{x} + \hat{y}$  bonds in the connecting arrangement. Note that we also expect a degenerate state depicted in Fig. 3(b), since the  $\hat{x}$  and  $\hat{x} + \hat{y}$  directions are equivalent on the isotropic ladder (this is strictly true for lengths  $L = 4 \times \text{integer}$ ). The states shown in Fig. 3 are a subset of possible VBS states on the isotropic 2D triangular lattice, and the selection must be due to the finite transverse size. The selection of (a) in the DMRG must be due to symmetry breaking terms that exist in the way it is building up the multi-leg system. Such symmetry breaking terms in the DMRG are tiny and translationally invariant ground states are obtained for all other phases without intrinsic degeneracy (we also verified that the DMRG obtained identical results to the ED for  $8 \times 4$  systems).

*SBM phase.*—For  $K/J \geq 0.3$ , we do not find any pattern of bond ordering in real space and no indication of Bragg peaks in the dimer or chiral structure factors. The correlation functions are also markedly different from the rung phase at small  $K$ . The  $12 \times 4$  and  $18 \times 4$  systems remain in essentially the same state for a range of control parameters  $0.3 \leq K/J \leq 1$  that were studied. Thus, a putative spin liquid phase is established based on finite-size analysis of the DMRG results. Spin and dimer correlations are rather extended in real space and show complex oscillations. The momentum space structure factors allow a more organized view and show many




FIG. 4: “Spinon Fermi sea” of the optimal VMC state for  $K/J \geq 0.3$  on the  $18 \times 4$  ladder. Circles denote single-particle orbitals in  $\mathbf{k}$ -space. In the mean field,  $\uparrow$  and  $\downarrow$  spinons occupy orbitals shown with filled circles. A valid spin wavefunction is obtained by the Gutzwiller projection in real space. There are three partially filled bands at  $k_y = 0, \pm\pi/2$  and we refer to the resulting state as SBM-3. The dotted line indicates  $k_x = 0$ , where we are implicitly using anti-periodic boundary conditions in the horizontal direction. This choice, as well as the location of  $k_x = 0$ , is actually arbitrary as the wavefunction is invariant under a global shift of the Fermi sea, which can be verified using the condition that each site has exactly one spinon.

features. Remarkably, we can rationalize these features by simple variational wavefunctions for the SBM phase.

To this end, we perform a VMC study using spin-singlet trial wavefunctions that can be viewed as Gutzwiller projections of spinon hopping mean field states. More systematically, we vary directly the shape of the “spinon Fermi sea” in the momentum  $\mathbf{k}$ -space. On the four-leg ladder, there are four transverse values  $k_y = 0, \pm\pi/2, \pi$ , and for each we can allow an arbitrary “Fermi segment”, i.e., a contiguous region of occupied  $\mathbf{k}$ -orbitals. For the  $8 \times 4$  system, we optimized the trial energy over all distinct locations of these segments, the only restriction being the specified total filling, and found that only three bands are populated in a manner that respects the lattice symmetries. For the  $18 \times 4$  system, from the outset we restricted the optimization to such three-band states with inversion symmetry and found a state shown in Fig. 4.

Figure 5(a) shows the spin structure factor measured in DMRG and calculated using the optimal VMC state on the  $18 \times 4$  ladder, while Fig. 5(b) shows the dimer structure factor for bonds oriented in the  $\hat{y}$  direction. In both figures, we see sharp peaks at wavevectors  $(3 \times 2\pi/18, \pi/2)$  and  $(10 \times 2\pi/18, \pi/2)$  (note that wavevectors with  $q_y = 3\pi/2 \equiv -\pi/2$  are related to  $q_y = \pi/2$  by the inversion symmetry). These peaks are reproduced by the VMC wavefunction and the wavevectors can be associated with spinon transfers between right-mover and left-mover Fermi points differing by  $\Delta k_y = \pm\pi/2$  in Fig. 4.

Figure 5(c) shows the dimer structure factor for bonds oriented in the  $\hat{x} + \hat{y}$  direction. Here, we see notable peaks at wavevectors  $\pm(2 \times 2\pi/18, \pi)$  and  $\pm(6 \times 2\pi/18, \pi)$  in addition to some of those previously mentioned. The VMC agreement at these two points is again striking and can be associated with  $\pm 2k_F^{(-\pi/2)}$  and  $\pm 2k_F^{(+\pi/2)}$  spinon transfers in Fig. 4. While there are quantitative discrepan-

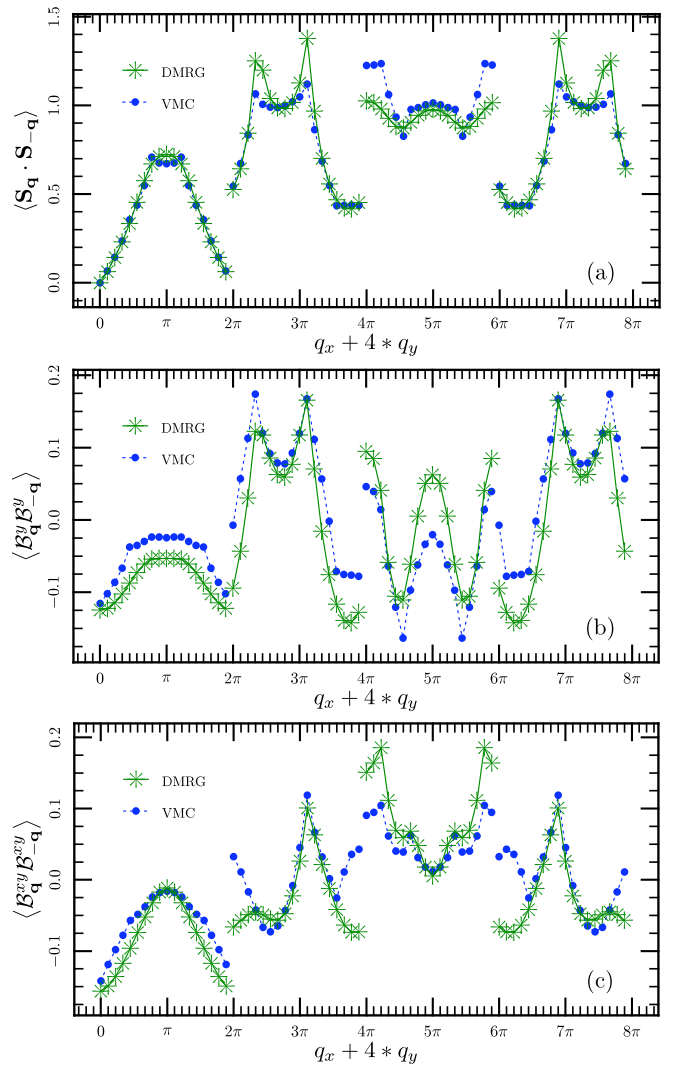


FIG. 5: (color online). DMRG and VMC structure factors for the  $18 \times 4$  triangular ladder at  $K/J = 0.6$ . The horizontal axis is a linear representation of the  $L \times 4$  mesh of  $(q_x, q_y)$  points, and the disjoint curves from left to right correspond to  $q_y = 0, \pi/2, \pi$ , and  $3\pi/2$ . (a) Spin structure factor. (b) Dimer structure factor for bonds oriented in the  $\hat{y}$  direction. (c) Dimer structure factor for the  $\hat{x} + \hat{y}$  bonds.

ancies between the VMC and DMRG, the overall agreement in the location of sharp features is notable. We do not show chirality structure factor results but can report that no ordering was observed over the regime of parameters shown in our phase diagram.

A summary of the gauge field theory for the SBM-3 phase is as follows. In the mean field, there are three partially filled bands for each spinon species as pictured in Fig. 4. Linearizing near the Fermi points and bosonizing, there are total of six modes: three in the “charge” sector and three in the “spin” sector. In the quasi-1D system, the gauge fluctuations beyond the mean field eliminate the overall charge mode, thus leaving five gapless modes.

In principle, one should be able to verify this important prediction by analyzing the entanglement entropy with DMRG and extracting the central charge. Indeed, we were able to confirm this reasonably well for an  $8 \times 4$  system, but exhausted the DMRG resources for larger sizes.

The three modes in the spin sector cannot have non-trivial Luttinger parameters because of the SU(2) spin invariance, while there are two Luttinger parameters describing the charge sector. Inspection of all allowed interactions shows that the SBM-3 can in principle be a stable phase, although there are many channels where this multi-mode system can become unstable. Dominant spin and dimer correlations are expected at wavevectors  $\pm 2\mathbf{k}_{Fa}$ , where  $\mathbf{k}_{Fa}$  runs over the three right-mover Fermi points in Fig. 4. Potentially enhanced correlations are also expected at wavevectors  $\pm(\mathbf{k}_{Fa} + \mathbf{k}_{Fb})$ ; at each such wavevector, the “multiplet” of observables with the same power law now contains spin, dimer, scalar chirality, and vector chirality. The Gutzwiller wavefunctions correspond to a fine-tuned SBM-3 theory where all Luttinger parameters are equal to unity and all the above wavevectors show the same power law  $x^{-5/3}$ .

While the DMRG does not show some of the expected wavevectors, the overall match with the VMC suggests that this may be due to matrix element effects. It can also be that the SBM-3 is eventually unstable here, but it clearly is a good starting point for understanding the remarkable phase found in the Heisenberg plus ring model.

*Interpolation between the triangular and square limits.*—Motivated by relatives of the  $\kappa$ -(ET)<sub>2</sub>Cu<sub>2</sub>(CN)<sub>3</sub> and EtMe<sub>3</sub>Sb[Pd(dmit)<sub>2</sub>]<sub>2</sub> spin liquid materials, we extend the study by allowing a different diagonal coupling  $J_{\hat{x}+\hat{y}} < J_{\hat{x}} = J_{\hat{y}}$ . We also vary  $K_{\hat{x},\hat{y}}$ , while the remaining ring couplings are fixed by

$$K_{\hat{x},\hat{x}+\hat{y}} = K_{\hat{y},\hat{x}+\hat{y}} = \frac{J_{\hat{x}+\hat{y}}}{J_{\hat{x}}} K_{\hat{x},\hat{y}}. \quad (2)$$

In an anisotropic electronic system with hoppings  $t_{\hat{a}}$  in the  $\hat{a}$  direction, the Heisenberg couplings scale as  $J_{\hat{a}} \sim t_{\hat{a}}^2/U$  and the ring couplings as  $K_{\hat{a},\hat{b}} \sim t_{\hat{a}}^2 t_{\hat{b}}^2/U^3$ , so their “anisotropies” are indeed related:  $K_{\hat{a},\hat{b}} \sim J_{\hat{a}} J_{\hat{b}}/U$ , which justifies Eq. (2).

Figure 2 gives the phase diagram in the  $K_{\hat{x},\hat{y}}/J_{\hat{x}} - J_{\hat{x}+\hat{y}}/J_{\hat{x}}$  plane determined from the DMRG and VMC. We see three prominent phases. Along the  $K_{\hat{x},\hat{y}} = 0$  axis, the system is in the rung phase. Going to the square limit,  $J_{\hat{x}+\hat{y}} = 0$ , and then increasing the ring coupling, the system undergoes a transition to a staggered dimer phase for  $K_{\hat{x},\hat{y}} \geq 0.8$ . This agrees with an earlier study [29] of the 2D square lattice model with ring exchanges that found staggered dimer phase in the same regime. In the present four-leg system, the dimers orient transverse to the ladder ( $\hat{y}$  direction in Fig. 1). As  $J_{\hat{x}+\hat{y}}$  increases towards the triangular regime, the dimer phase expands

to smaller values of  $K_{\hat{x},\hat{y}}/J_{\hat{x}}$ . Note that besides the staggered dimer order on the  $\hat{y}$  bonds, we also find an induced staggered pattern on the  $\hat{x}$  bonds as shown in Fig. 3(b) and allowed by symmetry in the presence of the diagonal bonds.

Significantly, the dimer phase disappears for anisotropy  $0.8 \leq J_{\hat{x}+\hat{y}} \leq 1$  and moderate to large ring exchange. Here the DMRG finds a spin-liquid state that fits with the SBM-3 (e.g., on the  $12 \times 4$  system the characteristic features in the structure factors remain similar to the isotropic state described earlier). The dimer phase touches the triangular axis near  $K = 0.2-0.25$  where it becomes degenerate with the VBS state found earlier, cf. Fig. 3(a),(b).

*Discussion.*—The four-leg ladder captures a good deal of local physics of the 2D model and allows guesses about the 2D phase diagram. First, in the rung phase near the square limit we observe strong spin correlations at  $(\pi, \pi)$  and can view this region as a ladder descendant of the square lattice Neel state. Second, the staggered  $\hat{y}$  dimer state is a descendant of the 2D staggered dimer state. In 2D there is a degeneracy between cases where the strongest bonds are oriented in the  $\hat{y}$  or  $\hat{x}$  direction. Note that in the presence of the diagonal  $\hat{x} + \hat{y}$  bonds, the staggered  $\hat{y}$  dimer state will induce a staggered pattern on the  $\hat{x}$  bonds, cf. Fig. 3(b). By continuity with the square limit, we still expect a spontaneous selection of one direction over the other. Third, the four-leg SBM-3 state is a direct descendant of the 2D SBM. To summarize, we expect the 2D Neel, staggered VBS, and spin liquid phases to occupy roughly similar regions as the rung, staggered  $\hat{y}$  dimer, and SBM-3 phases in Fig. 2. We do not venture to speculate how the three phases meet, particularly since additional phases enter into competition. Specifically, the 2D triangular lattice with  $K \leq 0.1$  has the 120° AF phase [24]. Also, series expansions [30] suggest that the Heisenberg model ( $K = 0$  axis) has a columnar VBS phase for  $0.7 < J_{\hat{x}+\hat{y}}/J_{\hat{x}} < 0.9$ , which is different from the staggered VBS stabilized by the ring exchanges.

Naive Hubbard model estimates for the organic spin liquid materials  $\kappa$ -(ET)<sub>2</sub>Cu<sub>2</sub>(CN)<sub>3</sub> and EtMe<sub>3</sub>Sb[Pd(dmit)<sub>2</sub>]<sub>2</sub> suggest that they lie in the challenging regime of strong frustration ( $J_{\hat{x}+\hat{y}} \sim J_{\hat{x}} \sim J_{\hat{y}}$ ) and small to intermediate ring coupling  $K \sim 0.2J$ . Our study shows that the SBM phase is a viable contender, even if poised on the border of stability. More realistic treatments such as inclusion of further ring exchanges (pursued systematically for the Hubbard model in [16]) and long-range Coulomb interactions may tilt the balance towards the spin liquid phase and deserve further study.

This work was supported by NSF grants DMR-0529399 (M.S.B. and M.P.A.F.), DMR-0611562, 0906816 and MRI-0958596 (D.N.S.), DMR-0907145 (O.I.M), and the A. P. Sloan Foundation (O.I.M.).

- 
- [1] Y. Shimizu et al., Phys. Rev. Lett. **91**, 107001 (2003).
- [2] Y. Kurosaki et al., Phys. Rev. Lett. **95**, 177001 (2005).
- [3] S. Yamashita et al., Nature Physics **4**, 459 (2008).
- [4] M. Yamashita et al., Nature Physics **5**, 44 (2009).
- [5] T. Itou et al., Phys. Rev. B **77**, 104413 (2008).
- [6] M. Yamashita et al., Science **328**, 1246 (2010).
- [7] T. Itou, A. Oyamada, S. Maegawa, and R. Kato, Nature Physics (2010).
- [8] R. H. McKenzie, Comments Condens. Matter Phys. **18**, 309 (1998, cond-mat/9802198).
- [9] B. J. Powell and R. H. McKenzie (arXiv:1007.5381).
- [10] L. F. Tocchio, A. Parola, C. Gros, and F. Becca, Phys. Rev. B **80**, 064419 (2009).
- [11] A. H. MacDonald, S. M. Girvin, and D. Yoshioka, Phys. Rev. B **37**, 9753 (1988).
- [12] O. I. Motrunich, Phys. Rev. B **72**, 045105 (2005).
- [13] S.-S. Lee and P. A. Lee, Phys. Rev. Lett. **95**, 036403 (2005).
- [14] T. Senthil, Phys. Rev. B **78**, 045109 (2008).
- [15] T. Grover, N. Trivedi, T. Senthil, and P. A. Lee, Phys. Rev. B **81**, 245121 (2010).
- [16] H.-Y. Yang, A. Laeuchli, F. Mila, and K. P. Schmidt (arXiv:1006.5649).
- [17] X.-G. Wen, Phys. Rev. B **65**, 165113 (2002).
- [18] W. Rantner and X.-G. Wen, Phys. Rev. B **66**, 144501 (2002).
- [19] M. Hermele et al., Phys. Rev. B **70**, 214437 (2004).
- [20] P. A. Lee, N. Nagaosa, and X.-G. Wen, Rev. Mod. Phys. **78**, 17 (2006).
- [21] M. P. A. Fisher, O. I. Motrunich, and D. N. Sheng (arXiv:0812.2955).
- [22] D. N. Sheng, O. I. Motrunich, and M. P. A. Fisher, Phys. Rev. B **79**, 205112 (2009).
- [23] D. N. Sheng et al., Phys. Rev. B **78**, 054520 (2008).
- [24] W. LiMing, G. Misguich, P. Sindzingre, and C. Lhuillier, Phys. Rev. B **62**, 6372 (2000).
- [25] A. D. Klironomos, J. S. Meyer, T. Hikihara, and K. A. Matveev, Phys. Rev. B **76**, 075302 (2007).
- [26] S. R. White, Phys. Rev. Lett. **69**, 2863 (1992).
- [27] S. R. White, Phys. Rev. B **48**, 10345 (1993).
- [28] U. Schollwöck, Rev. Mod. Phys. **77**, 259 (2005).
- [29] A. Läuchli et al., Phys. Rev. Lett. **95**, 137206 (2005).
- [30] Z. Weihong, R. H. McKenzie, and R. R. P. Singh, Phys. Rev. B **59**, 14367 (1999).