



# CHORUS

This is the accepted manuscript made available via CHORUS. The article has been published as:

## Effective transport barriers in nontwist systems

J. D. Szezech, Jr., I. L. Caldas, S. R. Lopes, P. J. Morrison, and R. L. Viana

Phys. Rev. E **86**, 036206 — Published 7 September 2012

DOI: [10.1103/PhysRevE.86.036206](https://doi.org/10.1103/PhysRevE.86.036206)

# Effective transport barriers in nontwist systems

J. D. Szezech Jr.<sup>1</sup>, I. L. Caldas<sup>1</sup>, S. R. Lopes<sup>2</sup>, P. J. Morrison<sup>3</sup>, and R. L. Viana<sup>2</sup> \*

1. *Instituto de Física,*

*Universidade de São Paulo, 5315-970,*

*São Paulo, São Paulo, Brazil.*

2. *Departamento de Física,*

*Universidade Federal do Paraná,*

*81531-990, Curitiba, Paraná, Brazil.*

3. *Department of Physics and Institute for Fusion Studies*

*The University of Texas at Austin*

*Austin, TX 78712 USA.*

## Abstract

In fluids and plasmas with zonal flow reversed shear, a peculiar kind of transport barrier appears in the shearless region, one that is associated with a proper route of transition to chaos. These barriers have been identified in symplectic nontwist maps that model such zonal flows. We use the so-called nontwist standard map, a paradigmatic example of nontwist systems, to analyze the parameter dependence of the transport through a broken shearless barrier. On varying a proper control parameter, we identify the onset of structures with high stickiness that give rise to an effective barrier near the broken shearless curve. Moreover, we show how these stickiness structures, and the concomitant transport reduction in the shearless region, are determined by a homoclinic tangle of the remaining dominant twin island chains. We use the finite-time rotation number, a recently proposed diagnostic, to identify transport barriers that separate different regions of stickiness. The identified barriers are comparable to those obtained by using finite-time Lyapunov exponents.

---

\* Corresponding author. e-mail: viana@fisica.ufpr.br

## I. INTRODUCTION

Internal transport barriers that appear in Hamiltonian dynamical systems have been proposed as an explanation for the cessation or reduction of transport in physical systems that describe fluids (e.g. [1, 2]) and plasmas (e.g. [3]). These barriers may have various physical or dynamical origins, yet they can and have been used to control experiments and sometimes to improve desired confinement of trajectories. Thus, there is justification for studying these barriers in the general context of Hamiltonian systems, which we do here.

A peculiar kind of transport barrier exists in fluids and plasmas with a nonmonotonic equilibrium zonal flow, which give rise to orbit topologies that can only exist with reversed shear [4], i.e., with a nonmonotonic rotation number profile. The barriers appear in the shearless region of nontwist Hamiltonian dynamical systems and present their own typical characteristics with a proper route of transition to chaos [2]. They possess robustness – persisting even for high amplitude perturbations – and have an effective capacity to reduce the transport even after invariant tori are broken [5]. Invariant barriers persist until the destruction of the shearless invariant curve [4], but the capacity to reduce transport remains and is credited to the stickiness around islands that remain in the shearless region [6].

Such barriers have been numerically and experimentally identified in several nontwist dynamical systems such as those that describe magnetic field lines in toroidal plasma devices with reversed magnetic shear [7], the advection of a passive scalar by an incompressible shear flow [8], travelling waves in geophysical zonal flows [1, 4], the  $\mathbf{E} \times \mathbf{B}$ -drift motion of charged particles in a magnetized plasma under the action of a time-periodic electric field from an electrostatic wave [4, 9], and laser-plasma coupling [10].

Symplectic maps have been used for a very long time to model generic features of Hamiltonian dynamical systems that describe a variety of physical phenomena [11, 12]. Such maps may arise from intersections of phase space trajectories with a given surface of section, or they may appear as stroboscopic samplings of a trajectory of a time-dependent system at fixed time intervals. Symplectic maps are convenient to investigate because one can compute a large number of iterations using only a relatively small amount of CPU time, and do so without propagating significant numerical error. This is particularly important in investigations of Hamiltonian transport that require computation of phase space trajectories over very long time intervals. More recently there has been significant interest in nontwist maps,

for which the twist condition, a condition discussed in Ref. [13], is not fulfilled for all points in the domain of interest. Moreover, nontwist maps also appear in many dynamical systems of physical interest, often related to continuous systems like fluids and plasmas. The most studied symplectic nontwist map is the standard nontwist map, introduced in Ref. [2], which has been effectively used to describe the local transport approximation in phase space of several systems.

The mentioned barrier properties have been theoretically derived for the standard nontwist map (SNTM) and interpreted as a consequence of successive bifurcations of the shearless invariant curve [2, 4]. This scenario shows for the nontwist standard map the relevance of the location of the shearless region where the transport reduction occurs. Thus, for all nontwist systems, the transport reduction should be observed in the shearless region and not necessarily in high shear regions as for other barriers proposed to exist in twist systems [14].

In nontwist systems, after the shearless curve breakdown, chaotic orbit stickiness is high in the shearless region and, consequently, the chaotic transport is reduced in this region. For the standard nontwist map, this local transport reduction has been associated with an effective transport barrier and characterized in terms of the orbit escape time and transmissivity [6]. Moreover, it was suggested that the sensitive dependence of these quantities has the same parameter dependence as the dominant crossings of stable and unstable manifolds [6]. However, despite the discovery of the effective barriers and their interpretations in terms of stickiness, further investigations will better elucidate the dependence of this scenario on the main control parameters.

In this paper we determine the control parameter dependence for the emergence of effective transport barrier caused by the stickiness enhancement. To investigate this parameter dependence we characterize the effective barriers by their stickiness. To evaluate the stickiness we calculate the finite-time rotation number (FTRN), a recently proposed indicator [15]. We identify remaining stickiness structures that reduce the transport in the phase space region through the broken shearless barrier, for some parameter ranges in which the transport barrier of the SNTM is broken. We show how these sticky structures are determined by homoclinic tangle of the dominant dimerized islands (twin island chains that straddle the shearless invariant curve), and how these structures change with the control parameters and modify the observed transport within the shearless region.

Moreover, we also identify these structures, in phase space, by mapping out the FTRN in the shearless region, to identify barriers that separate different regions of stickiness structures in phase space [15]. Additionally, we show that these identified barriers are similar to those obtained by using the finite-time Lyapunov exponent (FTLE) [15]. The FTLE and FTRN allow us to identify structures that separate different regions of stickiness in phase space. Other indicators have been used in Hamiltonian systems to delineate regions with other dynamical properties, besides the stickiness, as Lagrangian coherent structures [16] and resonant zones [17], but we note the convenience and simplicity of the FTLE for identifying the stickiness structures and effective barrier onset.

The rest of the paper is organized as follows: in Section II we describe two qualitatively different transport regimes related to the separatrix reconnection and breakup of shearless curves in the SNTM. Section III is devoted to a characterization of the transport barriers, which are stickiness structures of the SNTM. Section IV uses the infinite-time rotation number to evidence period-three satellite islands just after the formation of transport barriers. Section V introduces the finite-time rotation number, an indicator for stickiness structures. Section VI uses the finite-time rotation number ridges to visualize transport-related escape channels. Finally Section VII contains our Conclusions.

## II. STANDARD NONTWIST MAP

A paradigmatic dynamical system to study the formation and breakup of internal transport barriers is the so-called standard nontwist map (SNTM) [2]

$$x_{n+1} = x_n + g(y_{n+1}) = x_n + a(1 - y_{n+1}^2), \quad (1)$$

$$y_{n+1} = y_n - b \sin(2\pi x_n), \quad (2)$$

where  $x \in [-1/2, +1/2)$ ,  $y \in \mathbb{R}$ ,  $a \in (0, 1)$ , and  $b > 0$ . The function  $g(y)$  is the winding number of the unperturbed phase-space trajectories lying on nested tori, its derivative being the shear function. If the function  $g$  is either monotonically increasing or decreasing the corresponding shear does not change sign, which amounts to the following twist condition  $|g'(y)| > 0$ . The loci where  $g'(y_S) = 0$ , i.e. where the shear changes sign, define shearless curves in phase space. The SNTM violates the twist condition by having one extremum at  $y = y_S = 0$ , at which the shear changes sign.

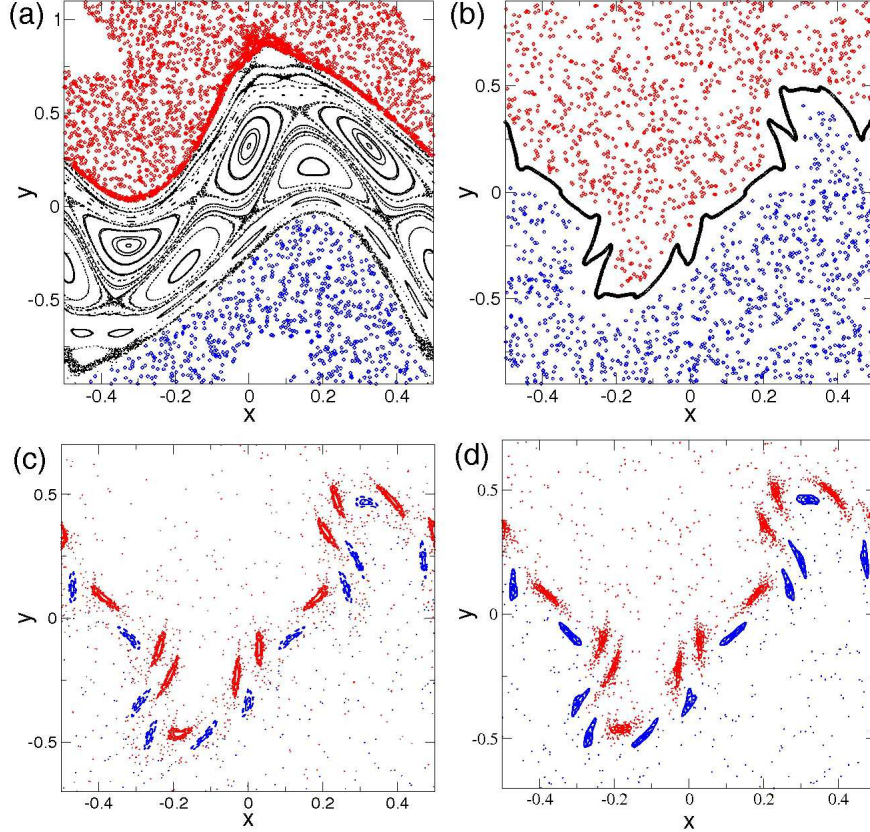


FIG. 1: (color online) Phase portraits of the standard nontwist map (1)-(2) for  $b = 0.6$  and (a)  $a = 0.364$ ; (b)  $a = 0.8$ ; (c)  $a = 0.80552$  and (d)  $a = 0.8063$ .

In the unperturbed case ( $b = 0$ ) the condition  $y_S = 0$  defines a shearless curve  $\{(x, y) | -1/2 < x \leq 1/2, y = y_S = 0\}$ . The quadratic form of  $g$  around  $y_S = 0$  leads to two invariant curves, at  $y = \pm y_0$  with the same winding number  $a(1 - y_0^2)$  at both sides of the shearless curve. As  $b \neq 0$  two periodic island chains appear at the two invariant curve locations, and the former shearless curve becomes a shearless invariant torus separating these two island chains.

A representative example is depicted in Fig. 1(a), where a Poincaré section of the SNTM is depicted for  $b = 0.6$  and  $a = 0.364$  (in the following we shall fix this value of  $b$  and vary only the parameter  $a$ ). We observe two island chains with three islands each, with winding number  $1/3$ . In the unperturbed map the corresponding invariant curves are located at  $y_0 = \pm 0.42$ . The local maxima of the perturbed winding number profile define a shearless invariant curve, whose existence can be inferred between the two island chains. The island chains bordering the shearless invariant curve are transport barriers, since chaotic trajectories above and

below do not mix at all (in Fig. 1(a) they have been represented in different colors).

If the parameters are further modified another noteworthy feature of nontwist maps can emerge, depending on the parameter space region. In one scenario (generic reconnection) the island chains with the same winding number approach each other and their unstable and stable invariant manifolds suffer reconnection. In the region between the chains, there appear new invariant tori called meandering curves (which are not KAM tori, though, since the latter must be a graph over  $x$ , while meanders are not). The periodic orbits remaining eventually coalesce and disappear, leaving only meanders and the shearless torus. This set is a robust transport barrier, as illustrated in Fig. 1(b), where two chaotic orbits on different sides of the barrier are kept segregated by a shearless curve. The other possible reconnection scenario is nongeneric and involves the formation of vortex pairs, which is only possible in nontwist maps with symmetries.

Further growth of the  $a$ -parameter causes the breakup of the transport barrier and the consequent mixing of the chaotic orbits formerly segregated on both sides of the shearless invariant torus [Figs. 1(c) and (d)]. However, there are subtle differences between Figures 1(c) and (d), which are ultimately related to the invariant manifold of unstable periodic orbits (saddles) embedded in the chaotic orbit. As we shown in Ref. [6] the manifold structure determines the different transport properties along the globally chaotic layer,

### III. TRANSPORT BARRIER

This effective transport barrier is a consequence of a topological reordering of the invariant stable and unstable manifolds of periodic orbits embedded in the chaotic region that follows the breakup of the last shearless curve [18]. This chaotic region coexists with the remnants of “twin” period-11 island chains [6]. The stable and unstable manifolds of the saddle points in the chaotic region therein suffer a reconnection at a value of  $a$  between those used to obtain Figs. 1(c) and (d). Before this reconnection, the manifolds belonging to the upper and lower period-11 island chains cross each other many times (intercrossing), forming an escape channel responsible for the high transmissivity displayed by Fig. 1(c), as illustrated by Fig. 2(a), where the stable manifolds of the upper and lower islands are depicted in red and blue, respectively.

On the other hand, in Fig. 2(b) [which corresponds to the Poincaré section of Fig. 1(d)]

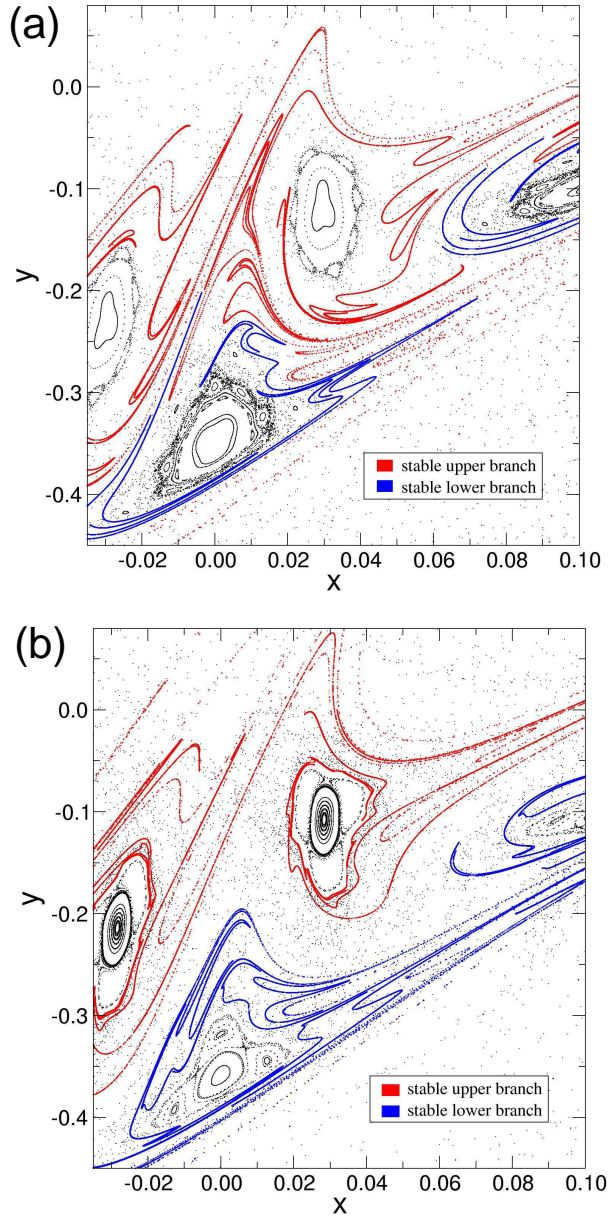


FIG. 2: (color online) Invariant stable manifolds of periodic orbits embedded in the chaotic region after the breakup of the last shearless curve for the standard nontwist map with  $b = 0.6$  and (a)  $a = 0.80552$  and (b)  $a = 0.8063$ . The red and blue curves represent manifolds of the upper and lower period-11 island chain remnants.

the manifolds of the upper (lower) island chain have chiefly crossings with manifolds of the upper (lower) chain (intracrossings), hence diminishing transmissivity, while still allowing for diffusion. The changing manifold structure responsible for the local decrease of cross-



barrier diffusion determines the local stickiness, the characterization of which is the purpose of the Sections IV and VI.

Another illustration of the manifold reconnection forming transmissivity channels is provided by the numerical experiment depicted in Fig. 3. Here we considered a grid of initial conditions and computed for each point the average  $y$ -value for a given time  $t_{esc} = 100$ . If  $\langle y \rangle$  was positive (negative) the corresponding initial condition was plotted in red (blue). If there were a perfect transport barrier, like a shearless curve between the upper and lower twin chains, then there would be a clearcut separation between points evolving to positive large  $y$ -values (red) and negative large values of  $y$  (blue). After the breakup of the last shearless curve, the case of high transmissivity [Fig. 3(a)] clearly shows the existence of incursive fingers of the blue region, showing that there are initial conditions above the upper chain going to negative  $y$  through the blue channels. The low-transmissivity [Fig. 3(b)] suggests that the manifolds after reconnection act as effective transport barriers, with very small diffusion between the colors and few identified incursive fingers. In the next Section we consider the FTRN as a means for diagnosing this situation.

#### IV. ROTATION NUMBER

Let  $x \mapsto M(x)$  be a map of the circle  $S^1$  onto itself. If the dynamical system is a continuous-time flow, then  $M$  can be thought of as a Poincaré map obtained through successive intersections of the trajectories with a given surface of section in the phase space. The rotation number for the trajectory starting at the point  $x_0$  is defined as

$$\omega = \lim_{n \rightarrow \infty} \Pi \cdot (M^n(\mathbf{x}_0) - \mathbf{x}_0)/n, \quad (3)$$

which is lifted to  $\mathbb{R}$  and  $\Pi$  is a suitable angular projection. According to a theorem of Poincaré, if  $f$  is orientation-preserving this limit exists for every initial condition  $x_0 \in S^1$  and does not depend on  $x_0$  as well [19].

As a simple example, let us consider a rigid rotation on the circle  $S^1$  given by  $M(x) = x + w$ . The corresponding rotation number is  $\omega = w$ . If  $w$  is a rational number  $p/q$ , where  $p$  and  $q$  are coprime integers, the trajectory represents a period- $q$  orbit of the map  $M$ , and  $p$  is the integer number of times the orbit cycles through the  $x$ -direction before returning to its initial position. If  $w$  is irrational, then the ensuing (quasiperiodic) orbit densely covers

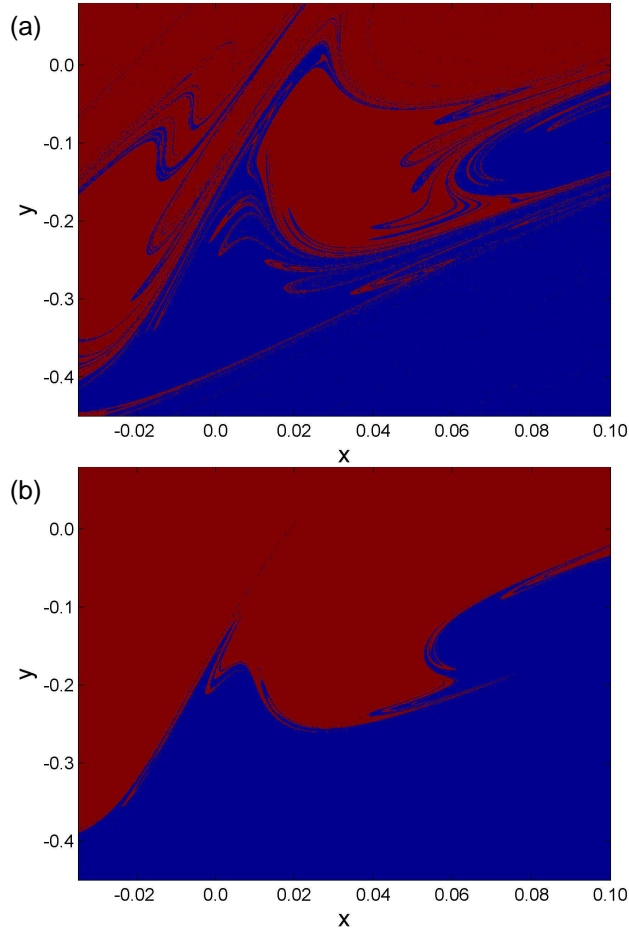


FIG. 3: (color online) Fixed-time average  $y$ -values for orbits evolving from a grid of initial conditions under the standard nontwist map, with  $b = 0.6$  and (a)  $a = 0.80552$  and (b)  $a = 0.8063$ . If  $\langle y \rangle$  is positive (negative) the corresponding initial condition is plotted in red (blue).

the circle  $S^1$ . The rotation number is not defined for chaotic orbits, for the limit in (3) does not exist in general.

The rotation number profiles of the period-11 island chain yield information about the topological mechanism underlying the manifold reconnection that we described in Section III, and which creates an effective transport barrier. For this sake we have considered a single island of this chain [left panels in Fig. 4] and the local rotation number profiles corresponding to cross sections of them taken at  $x = 0$  [right panels in Fig. 4]. Each island of the primary period-11 chain of the high transmissivity case [Fig. 4(a)] is characterized by having an outer secondary period-7 chain and an inner secondary period-3 chain.

As we approach the point of manifold reconnection [Fig. 4(c)] the period-7 chain is en-

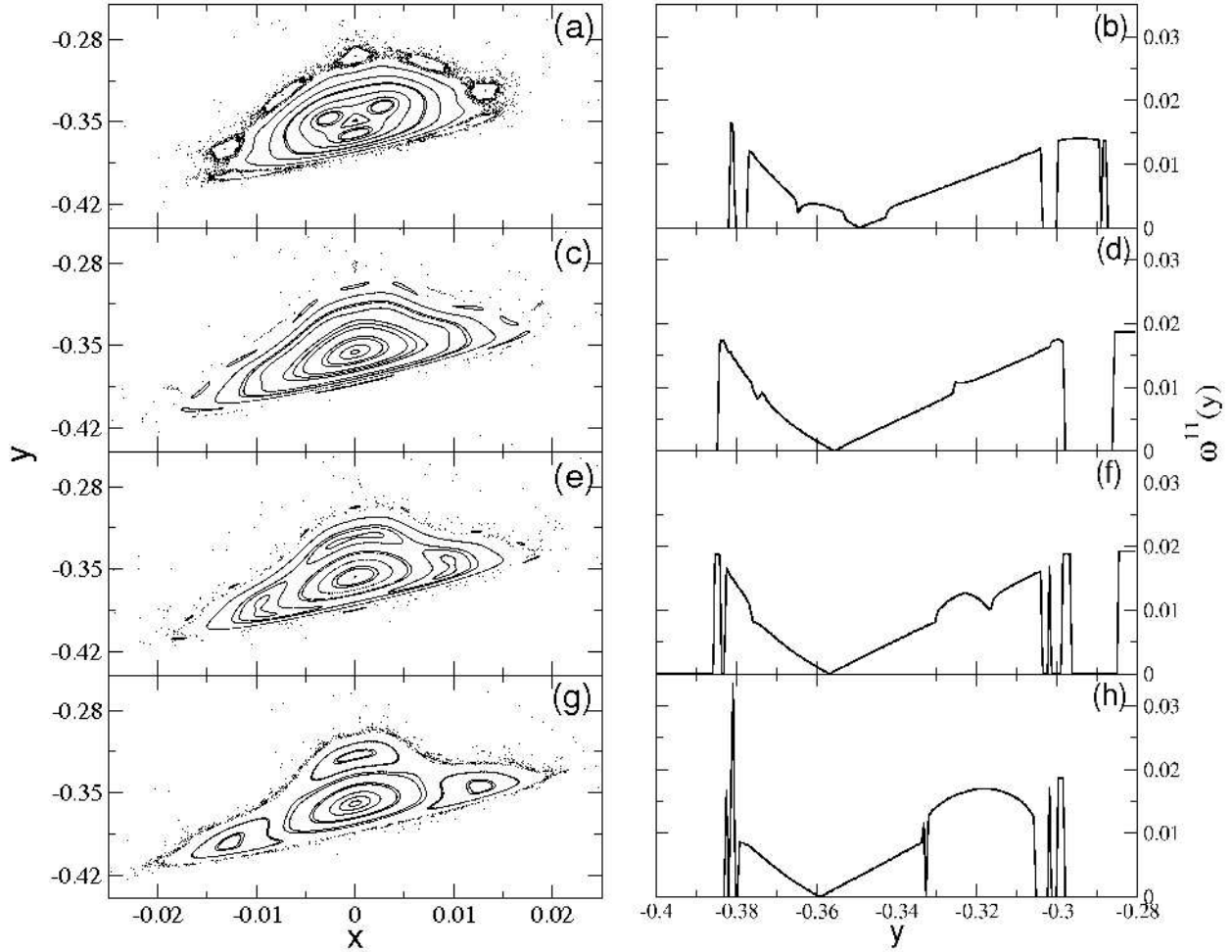


FIG. 4: Left: one island of the period-11 primary chain in the chaotic region after the breakup of the last shearless curve for the standard nontwist map with  $b = 0.6$  and (a)  $a = 0.80552$ ; (c)  $a = 0.8060$ ; (e)  $a = 0.8061$ ; (g)  $a = 0.8063$ . Right: corresponding local rotation number profiles at  $x = 0$  cross-sections.

gulfed by the surrounding chaotic sea, and an outer period-10 chain emerges. The inner period-3 chain, however, seems to disappear. Its reappearance [Fig. 4(e)] occurs slightly after the transport barrier is formed, being also present in the low-transmissivity situation [Fig. 4(g)]. This transition appears in Fig. 5 marked by the two black dots that indicate the period-3 chain death and birth, for a critical parameter  $a$ , in different  $y$ -values.

The topological changes occurring while the manifolds reconnect can be also appreciated from the point of view of the rotation number profiles in the right panels of Fig. 4 or, alternatively, by the diagram depicted in Fig. 5, where the values of the rotation number are

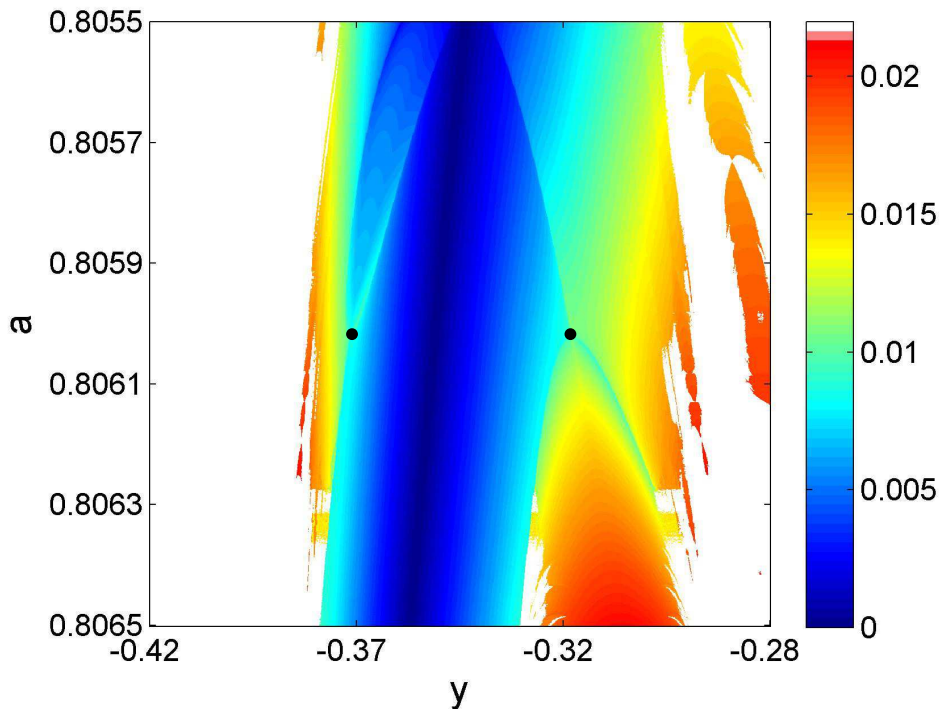


FIG. 5: (color online) Rotation number (in colorscale) as a function of  $y$  for  $x = 0$  cross-sections and different values of  $a$  for the standard nontwist map, keeping  $b = 0.6$ . White pixels stand for values for which the rotation number is not well-defined, since the corresponding orbit is chaotic.

shown in colorscale as a function of  $y$  for continuous variation of  $a$ -values. As a common trend, the formation of transport barrier through manifold reconnection is followed by increasingly high values of the rotation number. This fact suggests that the transport barrier itself may be somewhat connected with comparatively large values of the rotation number, and this suggests a diagnostic based on the rotation number, which we consider in Section V. We also emphasize the appearance of a period-3 satellite island (“gumdrops”) just after the formation of the effective transport barrier.

## V. INDICATORS

From the example worked out in Sections II-IV, we learned there is an effective transport barrier related to manifold reconnection generating intracrossings, and thus the large expansion rates are related to the escape routes avoiding the barrier. From the observations of Section IV the barrier formation is seen to be accompanied by a localized increase in the

rotation number – this suggests that the barrier can be related to large values of finite-time approximations of the local rotation number. In a previous work [15] we presented the same idea for identifying coherent structures. The FTRN is a simpler and computationally faster method than the FTLE for one and a half degree-of-freedom systems, because the FTRN does not require the evaluation of spatial derivatives or additional differential equations and this substantially reduces the computer time. We will pursue both indicators here to determine barriers.

The time- $N$  finite-time rotation number (FTRN) is thus the time- $N$  truncation for the corresponding iterations of the map  $M$

$$\omega_N(\mathbf{x}_0) := \Pi \cdot \frac{M^N(\mathbf{x}_0) - \mathbf{x}_0}{N}, \quad (4)$$

where  $\Pi$  represents the projection of the coordinate onto the  $x$ -direction. In general,  $\omega_N$ , like any truncation, depends on the initial condition. While the infinite-time rotation number is not well-defined for chaotic orbits, its finite-time counterpart exists for any orbit, chaotic or not. The FTRN measures the average rotation angle swept by a trajectory over a time interval  $T$ , and thus conveys information about the local behavior of trajectories, in the same way as the finite-time Lyapunov exponents does (since the latter is the local rate of contraction or expansion).

In Fig. 6(a) and (b) we show the FTRN and largest FTLE respectively, of a region near the period-11 island chain in the high transmissivity case previously shown in the manifold diagram of Fig. 2(a). The transport channel provided by the intercrossing of manifolds of the upper and lower chains is illustrated by the striations of constant rotation number or Lyapunov exponent crossing the phase space channels between the islands.

The FTRN and FTLE plots corresponding to the low-transmissivity case are depicted in Fig. 7(a) and (b), respectively. Thus we see that the FTRN is an indicator of effective transport barriers and stickiness structures that survive in the chaotic region after the invariant curves are broken. These transport characteristics are essentially related to the stickiness and recurrence and have been also described with the FTLE [20] for magnetic reconnection. Here we see that the same characteristics can be more easily obtained by calculating the FTRN, since comparable results with less computer time give essentially the same picture. Therefore, the FTRN is a “fast indicator” of barriers.

On the other hand, the FTRN (as well as the FTLE) are not good chaos indicators. In

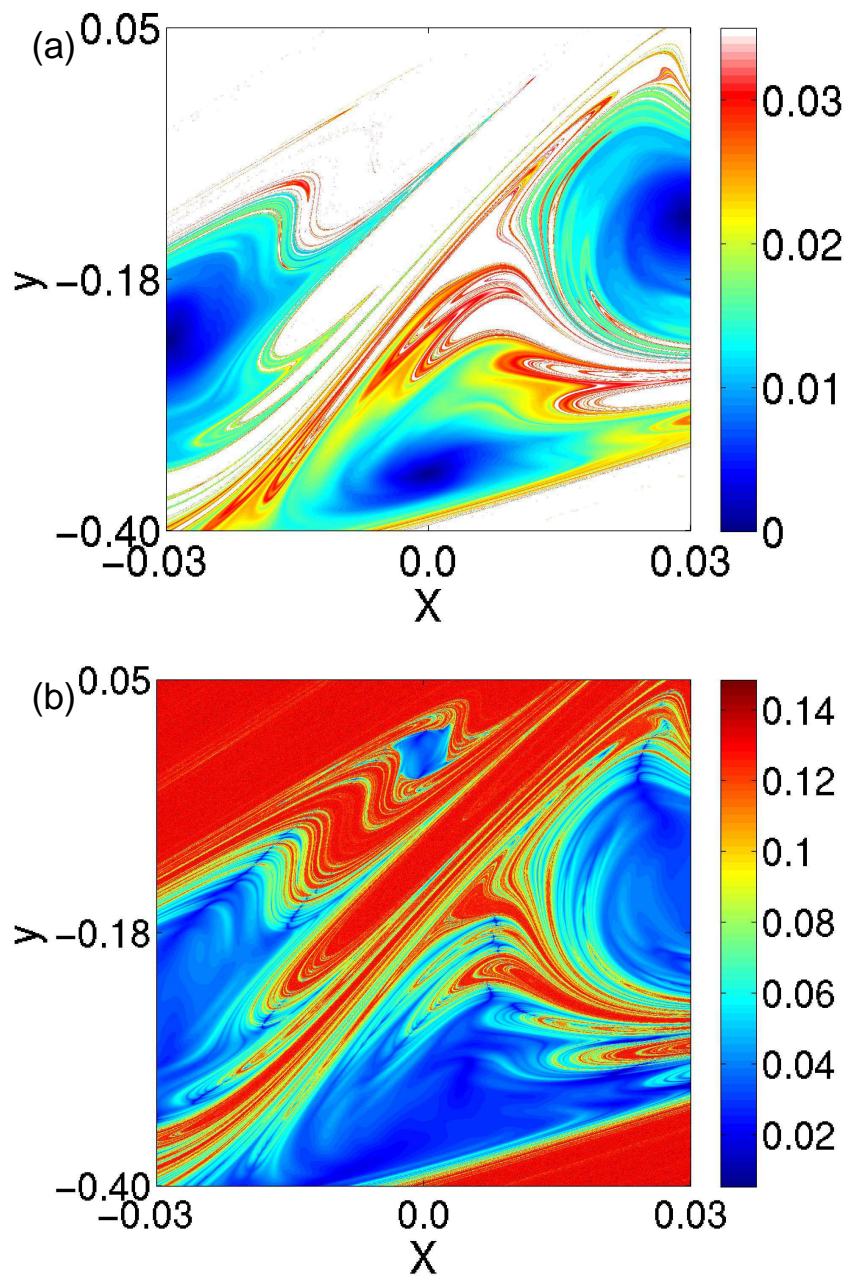


FIG. 6: (color online) (a) Finite-time rotation number and (b) finite-time largest Lyapunov exponent (in colorscale) as a function of the initial condition for the standard nontwist map, with  $a = 0.80552$  and  $b = 0.6$ .

the infinite time limit the Lyapunov exponent can be used to distinguish chaotic and regular trajectories, but it is not efficient, and the rotation number is defined only for the regular (periodic or quasi-periodic) trajectories. However, as seen here a grid of both FTRNs and FTLEs in the two-dimensional phase space do reveal structures coincident with regions of

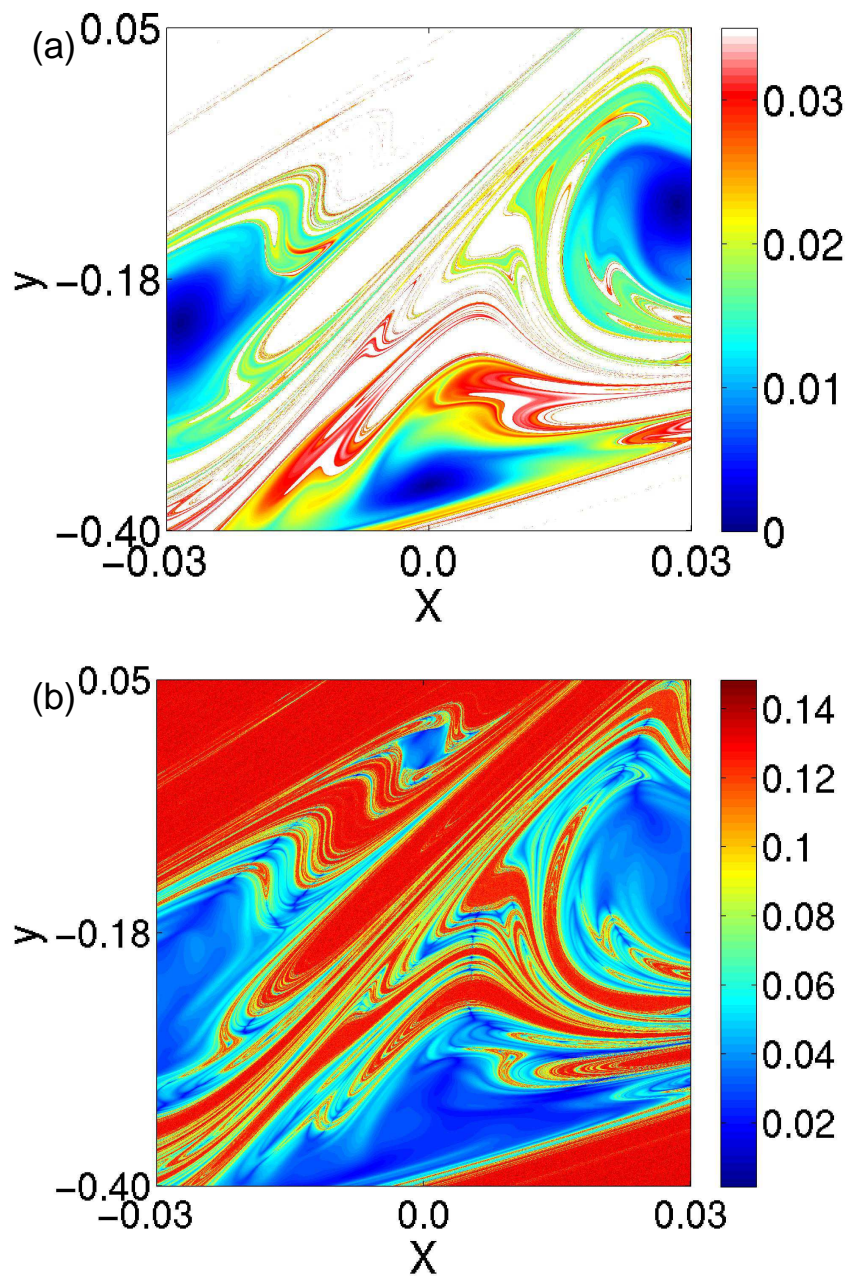


FIG. 7: (color online) (a) Finite-time rotation number and (b) finite-time largest Lyapunov exponent (in colorscale) as a function of the initial condition for the standard nontwist map, with  $a = 0.8063$  and  $b = 0.6$ .

observed stickiness (around resonances) and effective barriers that are not detected for long time observations. We argue in favor of the FTRN, since it is faster than the FTLE, and proceed with its further use in the next section.

## VI. RIDGES OF FINITE-TIME ROTATION NUMBER

FTRNs also provide a convenient way to visualize the escape channels related to inter and intracrossing transport. In order to do that, we plot the ridges associated with a field of FTRNs, representing crests of local maxima. This is defined as follows: suppose one has computed the FTRN field in a two-dimensional region  $\omega_N(x, y)$ . Then, according to a procedure developed by Marsden et al. [21] we superimpose an  $N \times N$  mesh of equally spaced initial conditions  $(x_i, y_j)$ , with  $i, j = 1, 2, \dots, N$  and compute the related Hessian matrix

$$\mathbf{H}(x, y) = \begin{pmatrix} \frac{\partial^2 \omega_N(x, y)}{\partial x^2} & \frac{\partial^2 \omega_N(x, y)}{\partial y \partial x} \\ \frac{\partial^2 \omega_N(x, y)}{\partial x \partial y} & \frac{\partial^2 \omega_N(x, y)}{\partial y^2} \end{pmatrix} = \begin{pmatrix} \omega_{xx} & \omega_{xy} \\ \omega_{xy} & \omega_{yy} \end{pmatrix}, \quad (5)$$

where the corresponding derivatives must be computed for all mesh points, e.g.

$$\frac{\partial \omega_N(x, y)}{\partial x} = \begin{pmatrix} \frac{\partial \omega_N(x_1, y_1)}{\partial x} & \frac{\partial \omega_N(x_1, y_2)}{\partial x} & \dots & \frac{\partial \omega_N(x_1, y_N)}{\partial x} \\ \frac{\partial \omega_N(x_2, y_1)}{\partial x} & \frac{\partial \omega_N(x_2, y_2)}{\partial x} & \dots & \frac{\partial \omega_N(x_2, y_N)}{\partial x} \\ \vdots & \vdots & \ddots & \vdots \\ \frac{\partial \omega_N(x_N, y_1)}{\partial x} & \frac{\partial \omega_N(x_N, y_2)}{\partial x} & \dots & \frac{\partial \omega_N(x_N, y_N)}{\partial x} \end{pmatrix}, \quad (6)$$

and so on. The smallest eigenvalue of the Hessian matrix (5) is given by

$$\lambda_n(x, y) = \frac{1}{2} \left[ \omega_{xx}^2 + \omega_{yy}^2 - (\omega_{xx}^2 + \omega_{yy}^2 - 2\omega_{xx}\omega_{yy} + 4\omega_{xy}^2)^{1/2} \right], \quad (7)$$

with corresponding eigenvector (non-normalized)

$$\mathbf{n}(x, y) = \begin{pmatrix} \omega_{xx}^2 - \omega_{yy}^2 - (\omega_{xx}^2 + \omega_{yy}^2 - 2\omega_{xx}\omega_{yy} + 4\omega_{xy}^2)^{1/2} \\ 2\omega_{xy} \end{pmatrix}. \quad (8)$$

The ridges of the FTRN field are defined as the loci where the following conditions are fulfilled:

$$\nabla \omega_N(x, y) \cdot \mathbf{n} = 0, \quad \lambda_n < 0, \quad (9)$$

where

$$\nabla \omega_N(x, y) = \begin{pmatrix} \frac{\partial \omega_N(x, y)}{\partial x} \\ \frac{\partial \omega_N(x, y)}{\partial y} \end{pmatrix}. \quad (10)$$

In Figs. 8(a) and (b) we plot the ridges of the FTRN field corresponding to the cases of inter and intracrossings, respectively, so as to illustrate the usefulness of plotting the ridges for delineating escape channels. The ridges (in blue in Fig. 8) are plotted with the



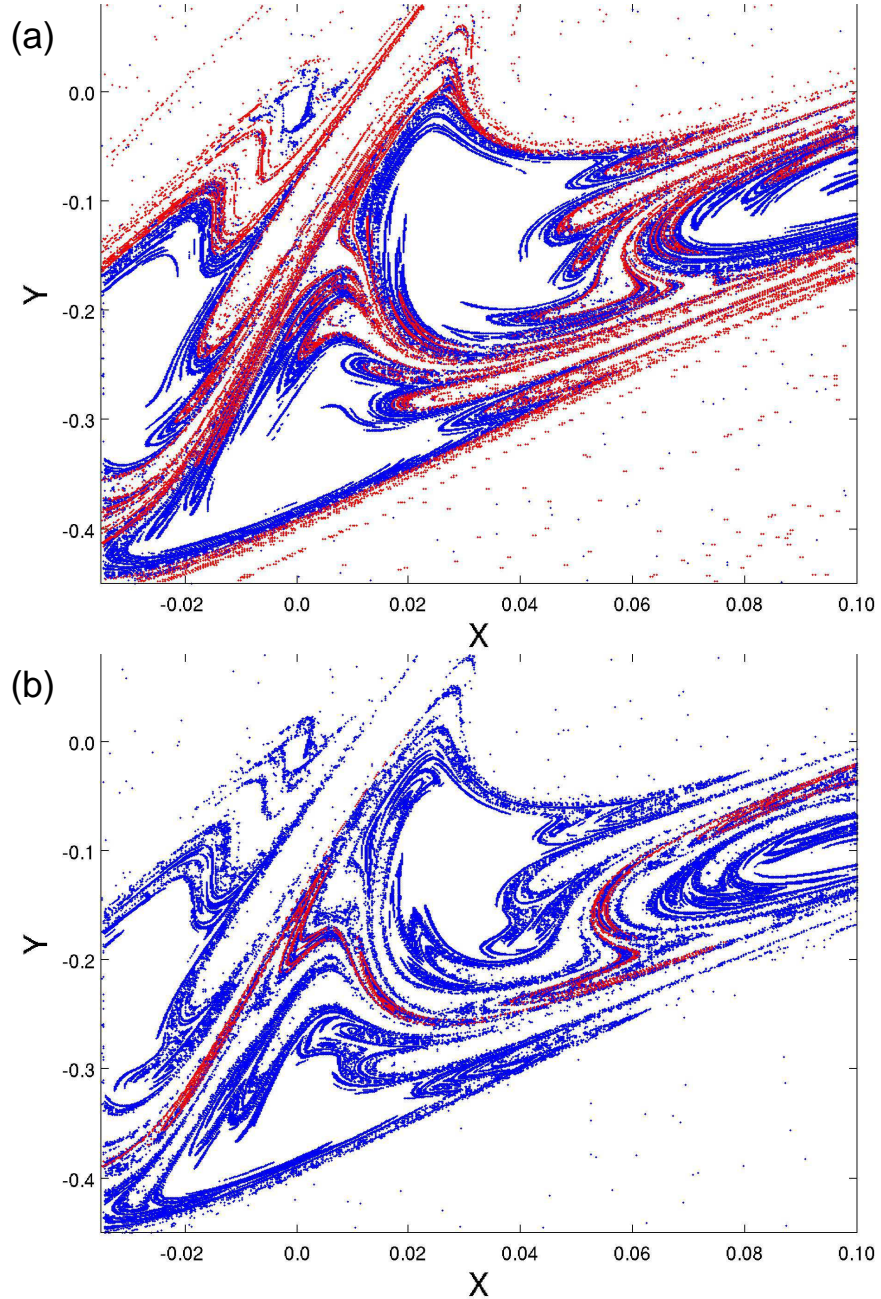


FIG. 8: (color online) Ridges of the finite-time rotation number field (blue) and invariant manifolds (red) for the standard nontwist map, with  $a = 0.8063$  and (a)  $b = 0.80552$ ; (b)  $b = 0.80630$ .

boundaries between positive and negative transport that were previously shown in Fig. 3 (in red), the latter indicating the escape channels for fast transport. In both cases the ridges act as the walls for the escape channels, in such a way that in the intracrossings [Fig. 8(b)] the ridges form effective transport barriers, whereas in the intercrossing situation depicted in Fig. 8(a) the barrier opens into a gateway for transport.

## VII. CONCLUSIONS

One of the distinctive features of nontwist maps, and, in particular, of the standard nontwist map, is the capability of developing effective transport barriers, which hamper diffusion by means of a trapping mechanism similar to that responsible for stickiness in Hamiltonian dynamical systems. These broken barriers are only effective on a timescale of the order of the experiment or the observation being conducted, for they are stickiness layers of chaotic behavior rather than true invariant tori. That is, one expects some transport to occur through these barriers, although on a timescale substantially larger than the typical duration of the experiment or numerical simulation.

For the standard nontwist map we investigated the parameter dependence of the transport through the broken shearless barrier. Upon varying a proper control parameter we identified the onset of high stickiness structures that give rise to the effective barrier near the broken shearless curve. Once this barrier formed, it was observed that two qualitatively different phase space regions inside the barrier were revealed by the FTRN, our proposed indicator. Additionally, the two identified regions were confirmed by using the FTLE indicator. We also observed the appearance of a period-three satellite island just after the formation of the effective transport barrier.

In the present analysis the computer time for the FTRN is almost an order of magnitude less than that for the corresponding FTLE. We have shown in this paper the usefulness of both diagnostics on the simplest nontwist map presenting such internal transport barriers, but we claim that our results could be applicable to other symplectic maps describing local transport approximation in the shearless regions of other Hamiltonian systems.

### Acknowledgments

This work was made possible by partial financial support of FAPESP, CNPq, CAPES, MCT/CNEN (Rede Nacional de Fusão) and Fundação Araucária. P.J.M. was supported by U.S. Dept. of Energy Contract # DE-FG05-80ET-53088.

---

[1] R. P. Behringer, S. D. Meyers, and H. L. Swinney, *Phys. Fluids A* **3**, 1243 (1991).

- [2] D. del-Castillo-Negrete, and P. J. Morrison, *Phys. Fluids A* **5**, 948 (1993).
- [3] V. Naulin, J. J. Rasmussen, and J. Nycander, *Phys. Plasmas* **10**, 1075 (2003).
- [4] D. del-Castillo-Negrete, *Phys. Plasmas* **7**, 1702 (2000).
- [5] J. S. E. Portela, I. L. Caldas, and R. L. Viana, *Eur. Phys. J. Special Topics* **165**, 195 (2008).
- [6] J. D. Szezech Jr., I. L. Caldas, S. R. Lopes, R. L. Viana, and P. J. Morrison, *Chaos* **19**, 043108 (2009).
- [7] P. J. Morrison, *Phys. Plasmas* **7**, 2279 (2000).
- [8] R. T. Pierrehumbert, *Phys. Fluids A* **3**, 1250 (1991).
- [9] W. Horton, H. B. Park, J. M. Kwon, D. Strozzi, P. J. Morrison, and D. I. Choi, *Phys. Plasmas*, **5**, 3910 (1998).
- [10] A. B. Langdon and B. F. Lasinsky, *Phys. Rev. Lett.* **34**, 934 (1975).
- [11] R. S. MacKay and J. D. Meiss (Eds.) *Hamiltonian Dynamical Systems: A Reprint Selection*, Volume 3 (Adam Hilger Ltd., Bristol, 1987)
- [12] J. D. Meiss, *Rev. Mod. Phys.* **64**, 795 (1992).
- [13] J. K. Moser, *Nachrichten der Akademie der Wissenschaften*, Vol. II, 1-20 (1962).
- [14] P. W. Terry, *Rev. Mod. Phys.* **72**, 109 (2000).
- [15] J. D. Szezech Jr., A. Schelin, I. L. Caldas, S. R. Lopes, P. J. Morrison, and R. L. Viana, available in <http://arxiv.org/abs/1102.2105v1>
- [16] G. Haller, *J. Fluid Mech.* **512**, 257 (2004).
- [17] R. W. Easton, J. D. Meiss and S. Carver, *Chaos* **3**, 153 (1993).
- [18] G. Corso and F. B. Rizzato, *Phys. Rev. E* **58**, 8013 (1998).
- [19] A. Katok and B. Hasselblatt, *Introduction to the Modern Theory of Dynamical System* (Cambridge University Press, 1995)
- [20] D. Grasso, D. Borgogno, F. Pegoraro, and T. J. Schep, *J. Phys. Conf. Series* **260**, 012012 (2010).
- [21] S. C. Shadden, F. Lekien, and J. E. Marsden, *Physica D* **212**, 271 (2005).