



# CHORUS

This is the accepted manuscript made available via CHORUS. The article has been published as:

## New prospects for detecting high-energy neutrinos from nearby supernovae

Kohta Murase

Phys. Rev. D **97**, 081301 — Published 4 April 2018

DOI: [10.1103/PhysRevD.97.081301](https://doi.org/10.1103/PhysRevD.97.081301)

# New Prospects for Detecting High-Energy Neutrinos from Nearby Supernovae

Kohta Murase<sup>1,2</sup>

<sup>1</sup>*Department of Physics; Department of Astronomy & Astrophysics; Center for Particle and Gravitational Astrophysics, The Pennsylvania State University, University Park, Pennsylvania 16802, USA*

<sup>2</sup>*Yukawa Institute for Theoretical Physics, Kyoto, Kyoto, 606-8502, Japan*

Neutrinos from supernovae (SNe) are crucial probes of explosive phenomena at the deaths of massive stars and neutrino physics. High-energy neutrinos are produced through hadronic processes by cosmic rays, which are accelerated during interaction between the SN ejecta and circumstellar material (CSM). Recent observations of extragalactic SNe have revealed that a dense CSM is commonly expelled by the progenitor star. We provide new quantitative predictions of time-dependent high-energy neutrino emission from diverse types of SNe. We show that IceCube and KM3Net can detect  $\sim 10^3$  events from an SN II-P (and  $\sim 3 \times 10^5$  events from an SN IIc) at a distance of 10 kpc. The new model also enables us to critically optimize the time window for dedicated searches for nearby SNe. A successful detection will give us a multi-energy neutrino view of SN physics and new opportunities to study neutrino properties, as well as clues to the cosmic-ray origin. GeV-TeV neutrinos may also be seen by KM3Net, Hyper-Kamiokande, and PINGU.

## I. INTRODUCTION

Thirty years ago, neutrinos from Supernova (SN) 1987A were detected by the Kamiokande-II [1] and Irvine-Michigan-Brookhaven [2] experiments. The neutrino detections confirmed that thermal neutrinos carry away the gravitational binding energy that is released in the core-collapse [3]. While no Galactic SNe have been observed since the invention of the optical telescope and other multimessenger detectors, the core-collapse SN rate in the Milky Way is estimated to be  $\sim 3$  per century [4]. If a Galactic SN occurs, high-statistics MeV neutrino signals will be seen by current facilities, enabling us to investigate details of core-collapse phenomena and neutrino oscillation in extreme environments.

Meanwhile, high-energy neutrino astrophysics has finally become a reality. High-energy cosmic neutrinos were discovered by the IceCube experiment [5–7]. Non-thermal neutrinos are generated in the decay of charged pions produced by cosmic rays (CRs), via hadronuclear ( $pp$ ) interactions with matter and photohadronic ( $p\gamma$ ) interactions with radiation. They serve as a smoking gun of CR ion acceleration. No point source has been found yet, and the origin of the diffuse neutrino background is a big mystery in astroparticle physics [8–10].

SN remnants with an age of  $\sim 10^3 - 10^4$  yr are established as efficient particle accelerators [11]. The theory also supports that CRs are accelerated at shocks via the Fermi mechanism, and it is believed that GeV-PeV CRs originate from SN remnants [12–14]. Are SNe (with an age of days to months) also promising CR and neutrino sources? Naively, the SN ejecta is freely expanding during the first  $\sim 1000$  yr, so the energy carried by CRs is so small that hadronic emission is difficult to detect (e.g., [15, 16]). However, the situation has changed recently. Optical observations of various types of extragalactic SNe have provided cumulative evidence that an SN progenitor commonly experiences a significant mass loss a short before the explosion [17]. As a result, shock interactions with a dense circumstellar material (CSM)

should occur, leading to efficient production of neutrinos.

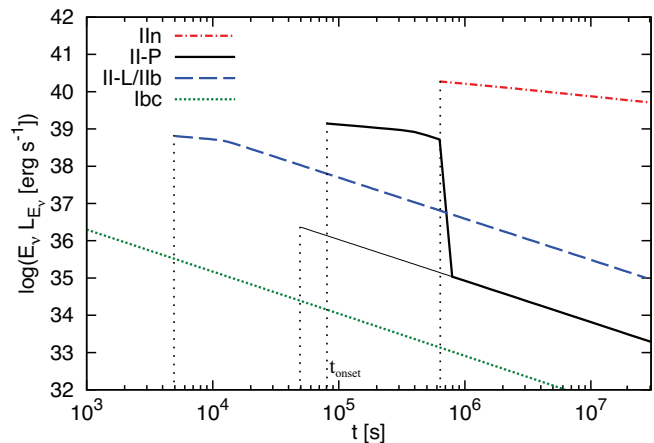


FIG. 1: Our predictions of neutrino “light curves” (at  $E_\nu = 1$  TeV) for various types of SNe. The slow decline implies the importance of late time emission. See text for details.

This work presents new time-dependent calculations of high-energy neutrino emission from nearby SNe with dense CSM interactions, and for the first time we provide detailed high-energy neutrino light curves from different classes of SNe (see Fig. 1). The results taking account of both time and energy dependences are crucial to evaluate the signal-to-background ratio and examine the detectability with current and future detectors. We show that,  $\sim 0.1 - 10$  day after detections of MeV neutrinos and gravitational waves, a high-statistics TeV neutrino signal in IceCube and KM3Net is expected even for an ordinary Galactic SN. Our results suggest that nearby SNe may provide the first example of multi-energy neutrino view of astrophysical objects.

TABLE I: CSM parameters for various types of SNe considered in this work. For SNe IIn and SNe II-P with an enhanced CSM, we also assume that the CSM is extended to  $R_w = 10^{16}$  cm [18] (implying  $M_{cs} \sim 3 M_\odot$ ) and  $R_w = 4 \times 10^{14}$  cm [19] (implying  $M_{cs} \sim 10^{-3} M_\odot$ ), respectively.

| Class             | $D_*$                 | $\dot{M}_w [M_\odot \text{ yr}^{-1}]$ | $V_w [\text{km s}^{-1}]$ | $R_* [\text{cm}]$  |
|-------------------|-----------------------|---------------------------------------|--------------------------|--------------------|
| IIn               | 1                     | $10^{-1}$                             | 100                      | $10^{13}$          |
| II-P <sup>a</sup> | $10^{-2}$             | $10^{-3}$                             | 100                      | $6 \times 10^{13}$ |
| II-P <sup>b</sup> | $1.34 \times 10^{-4}$ | $2 \times 10^{-6}$                    | 15                       | $6 \times 10^{13}$ |
| II-L/IIb          | $10^{-3}$             | $3 \times 10^{-5}$                    | 30                       | $6 \times 10^{12}$ |
| Ibc               | $10^{-5}$             | $10^{-5}$                             | 1000                     | $3 \times 10^{11}$ |

<sup>a</sup>With an enhanced CSM, based on SN 2013fs (II-P).

<sup>b</sup>Without an enhanced CSM, based on Betelgeuse (RSG).

## II. CSM INTERACTION AND CR ACCELERATION

We consider an SN explosion with a kinetic energy of  $\mathcal{E}_{ej} = 10^{51}$  erg  $\mathcal{E}_{ej,51}$ . After the shock breakout from a progenitor star, the SN ejecta with an ejecta mass of  $M_{ej} = 10 M_\odot M_{ej,1}$  starts to interact with an CSM (that is also used for an extended envelope in this work) with a density profile of  $\rho_{cs} = Dr^{-w}$ . We adopt a wind profile with  $w = 2$ , which is reasonable in many cases. In the wind case,  $D \equiv 5 \times 10^{16} \text{ g cm}^{-1} D_*$  is related to the mass-loss rate ( $\dot{M}_w$ ) and wind velocity  $V_w$  as  $D = \dot{M}_w / (4\pi V_w)$ . It is noteworthy that recent observations have revealed that significant mass ejections or envelope inflations are common  $\sim 0.1 - 10$  yr before the core-collapse (e.g., Refs. [17, 20–25]), including the “dominant” SN class, SNe II-P [18, 26]. For example, early observations of SN 2013fs indicated  $D_* \sim 10^{-2}$  and an outer edge radius of  $R_w \sim$  a few  $\times 10^{14}$  cm [18]. The most extreme class is Type IIn SNe [19, 27, 28], and SN 2010jl inferred  $D_* \sim 6$  and  $R_w \sim 10^{16}$  cm [19]. A dense CSM is suggested in even Type Ibc SNe and low-luminosity  $\gamma$ -ray bursts [29, 30]. See Ref. [17] and Table I.

A faster component of the SN ejecta is decelerated earlier, and the shock evolution is given by self-similar solutions [31–33]. For an outer ejecta profile of  $\rho_{ej} \propto t^{-3}(r/t)^{-\delta}$ , the shock radius is given by [31–33]

$$R_s = X(w, \delta) D^{-\frac{1}{\delta-w}} \mathcal{E}_{ej}^{\frac{\delta-3}{2(\delta-w)}} M_{ej}^{-\frac{\delta-5}{2(\delta-w)}} t^{\frac{\delta-3}{\delta-w}}, \quad (1)$$

where  $X(w, \delta) = [(3-w)(4-w)]^{\frac{1}{\delta-w}} [10(\delta-5)]^{\frac{\delta-3}{2(\delta-w)}} [4\pi(\delta-4)(\delta-3)\delta]^{-\frac{1}{\delta-w}} [3(\delta-3)]^{-\frac{\delta-5}{2(\delta-w)}}$  for the flat core profile. The solutions remain valid until the whole ejecta starts to be decelerated [76], which is satisfied in our setup. Progenitors of Type II-P SNe are thought to be red supergiants (RSGs), for which we assume a stellar size of  $R_* = 6 \times 10^{13}$  cm. For SNe II-L/IIb, we use a value motivated by yellow supergiants [17]. We adopt  $\delta = 12$  for supergiant stars with a radiative envelope, while  $\delta = 10$  is assumed for Wolf-Rayet-like compact stars with a convective envelope [34]. For SNe IIn, we simply take  $\delta = 10$  based on the results on SN 2010jl [19].

While we use Eq. (1) for numerical calculations, for the demonstration we give expressions using Type II-P SNe as a reference. The shock radius is estimated to be

$$R_s \approx 2.4 \times 10^{14} \text{ cm } D_{*, -2}^{-1/10} \mathcal{E}_{ej, 51}^{9/10} M_{ej, 1}^{-7/20} t_{5.5}^{9/10} \quad (2)$$

and the corresponding shock velocity  $V_s = dR_s/dt$  is:

$$V_s \approx 6.2 \times 10^8 \text{ cm s}^{-1} D_{*, -2}^{-1/10} \mathcal{E}_{ej, 51}^{9/10} M_{ej, 1}^{-7/20} t_{5.5}^{-1/10}. \quad (3)$$

Shock dissipation converts the kinetic energy into heat, magnetic fields, and CRs. The kinetic luminosity,  $L_s = 2\pi \rho_{cs} V_s^3 R_s^2$  is estimated to be

$$L_s \approx 1.0 \times 10^{42} \text{ erg s}^{-1} D_{*, -2}^{7/10} \mathcal{E}_{ej, 51}^{27/20} M_{ej, 1}^{-21/20} t_{5.5}^{-3/10}. \quad (4)$$

Note that higher-velocity ejecta are more efficiently dissipated (the dissipation energy is given by  $\mathcal{E}_{ej}(> V) \propto V^{5-\delta}$ ), so the neutrino detectability is significantly enhanced compared to that in the simplest model with a uniform velocity [35, 36]. Also, unlike SNe IIn [35, 36], the validity of the self-similar solution and the CR acceleration is justified in ordinary SNe II-P and II-L/IIb.

By analogy with SN remnants, it is natural to expect that CRs are accelerated by the shock acceleration mechanism. Contrary to the SN shock inside a star [77], the CSM is not too dense (except for SNe IIn [35, 37]) and the formation of collisionless shocks (mediated by plasma instabilities) is guaranteed. The condition for the shock to be radiation unmediated coincides with that for photons to breakout from the CSM [37–39], which is  $t \geq t_{bo} \approx 6.0 \times 10^3 \text{ s } D_{*, -2} \mu_e^{-1}$  (where  $t_{bo}$  is the photon breakout time [40]). In addition, since we consider CR acceleration during CSM interactions, we take the second criterion,  $t \geq t_* \approx 6.8 \times 10^4 \text{ s } D_{*, -2}^{1/9} \mathcal{E}_{ej, 51}^{-1/2} M_{ej, 1}^{7/18}$ , which is given by  $R_* = R_s(t_*)$  for  $V_s < V_{s, \text{max}}$  (where  $V_{s, \text{max}}$  is the maximum velocity [34]). Considering these, the “onset” time of CR acceleration is given by

$$t_{\text{onset}} \approx \max[t_{bo}, t_*]. \quad (5)$$

We find that in most cases including dominant Type II-P SNe,  $t_{\text{onset}} \sim t_*$ , which is “different” from  $t_{\text{onset}} \sim t_{bo}$  for Type IIn SNe. See Fig. 1 for  $t_{\text{onset}}$  of various SN classes.

The CR acceleration time is estimated to be  $t_{\text{acc}} \approx (20/3)cE_p/(eBV_s^2)$  [13]. In most cases listed in Table I, the maximum proton energy ( $E_p^M$ ) is limited by the particle escape or dynamical time ( $t_{\text{dyn}} \approx R_s/V_s$ ) [37]. We assume a CR spectrum to be  $dN_{\text{CR}}/dp \propto p^{-s}$  with  $s \sim 2.0 - 2.2$ , where  $p$  is the proton momentum. The CR luminosity  $L_{\text{CR}}$  is normalized as  $L_{\text{CR}} = \epsilon_{\text{CR}} L_s$ , where  $\epsilon_{\text{CR}} \sim 0.1$  is the energy fraction carried by CRs [41].

## III. NEUTRINO PRODUCTION

High-energy CRs interact with cold CSM nucleons and produce mesons (mostly pions) via inelastic  $pp$  collisions, and high-energy neutrinos are generated via decay processes like  $\pi^+ \rightarrow \mu^+ \nu_\mu \rightarrow \nu_\mu \bar{\nu}_\mu \nu_e e^+$ . For a CR

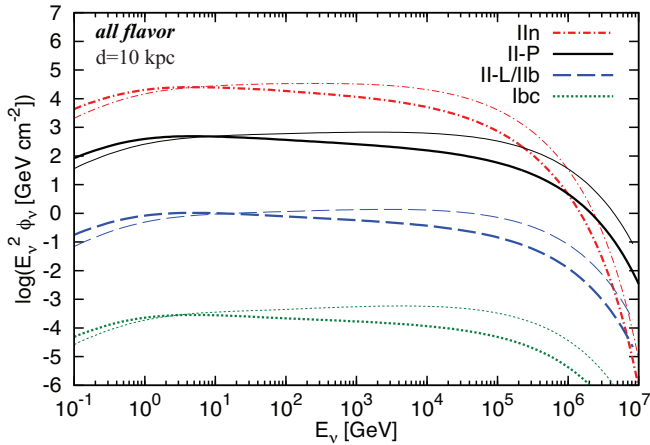


FIG. 2: Energy fluences of  $\nu_e + \bar{\nu}_e + \nu_\mu + \bar{\nu}_\mu + \nu_\tau + \bar{\nu}_\tau$  from a Galactic SN at  $t_{\max}$  for  $d = 10$  kpc (see Table II). Thick and thin curves represent  $s = 2.2$  and  $s = 2.0$ , respectively.

proton with  $E_p$ , the typical neutrino energy is  $E_\nu \sim (0.03 - 0.05)E_p$  [42]. The approximate cross section and proton inelasticity are  $\sigma_{pp} \approx 3 \times 10^{-26}$  cm<sup>2</sup> and  $\kappa_{pp} \approx 0.5$ , respectively. Using Eqs. (2) and (3), the effective  $pp$  optical depth is estimated to be

$$\begin{aligned} f_{pp} &\approx \kappa_{pp} \sigma_{pp} (\rho_{cs}/m_H) R_s (c/V_s) \\ &\simeq 0.82 D_{*, -2}^{6/5} M_{ej, 1}^{7/10} \mathcal{E}_{ej, 51}^{-9/10} t_{5.5}^{-4/5}. \end{aligned} \quad (6)$$

We numerically calculate neutrino spectra (see Supplementary Material for details), considering the detailed  $pp$  cross section and the secondary spectra [42, 43]. For a given shock evolution with parameters listed in Table I, we evaluate  $E_p^M$  and obtain time-dependent secondary spectra by solving kinetic equations.

In Fig. 1, we first show TeV neutrino light curves for various types of SNe. A core-collapse SN event with a MeV neutrino luminosity of  $L_\nu \sim$  a few  $\times 10^{53}$  erg s<sup>-1</sup> will be accompanied by high-energy neutrino emission with a bolometric luminosity of  $L_\nu \sim 10^{37} - 10^{42}$  erg s<sup>-1</sup>. For SNe II-P, the thick (thin) curve represents the case with (without) an enhanced CSM. The neutrino luminosity is expressed as  $EL_E \propto \epsilon_{cr} \min[1, f_{pp}] L_s$ , so the slope changes at the time when  $f_{pp}$  becomes unity. This can be seen for SNe II-P at  $\sim 4 \times 10^5$  s and SNe II-L/IIb at  $\sim 10^4$  s, respectively. For these types of SNe (with  $D_* \sim 10^{-4} - 10^{-2}$ ), the best time window for high-energy neutrino observations is  $\sim 0.1 - 1$  day. On the other hand, for Type IIIn SNe (with  $D_* \sim 10^{-1} - 10$ ),  $\sim 0.1 - 1$  yr observations are necessary. Note that the appropriate time window depends on SN types and the time-dependent model is critical.

Using Eqs. (6) and (4), the neutrino energy fluence (for

TABLE II: Expected numbers of through-going muon tracks in IceCube, for various types of SNe with different values of the muon energy threshold and observation time.

| Model                            | $s$ | $\mathcal{N}_{\mu, > 1 \text{ TeV}}^{\text{sig}, < 10^7 \text{ s}}$ | $\mathcal{N}_{\mu, > 0.1 \text{ TeV}}^{\text{sig}, < 10^7 \text{ s}}$ | $\mathcal{N}_{\mu, > 0.1 \text{ TeV}}^{\text{sig}, < t_{\max}}$ | $t_{\max}$ [s] |
|----------------------------------|-----|---|---|---|----------------|
| IIIn<br>(10 kpc)                 | 2.2 | $2.7 \times 10^4$   | $4.6 \times 10^4$   | $1.2 \times 10^5$   | $10^{7.5}$     |
|                                  | 2.0 | $1.1 \times 10^5$   | $1.7 \times 10^5$   | $4.5 \times 10^5$   | $10^{7.5}$     |
| II-P <sup>a</sup><br>(10 kpc)    | 2.2 | $2.8 \times 10^2$   | $4.1 \times 10^2$   | $3.8 \times 10^2$   | $10^{5.8}$     |
|                                  | 2.0 | $1.2 \times 10^3$   | $1.6 \times 10^3$   | $1.5 \times 10^3$   | $10^{5.8}$     |
| II-P <sup>b</sup><br>(0.197 kpc) | 2.2 | $5.5 \times 10^2$   | $8.4 \times 10^2$   | $3.5 \times 10^2$   | $10^{5.4}$     |
|                                  | 2.0 | $2.3 \times 10^3$   | $3.3 \times 10^3$   | $1.4 \times 10^3$   | $10^{5.4}$     |
| II-L/IIb<br>(10 kpc)             | 2.2 | 18  | 27  | 8.9   | $10^{4.6}$     |
|                                  | 2.0 | 78  | 110   | 36  | $10^{4.6}$     |
| Ibc<br>(10 kpc)                  | 2.2 | $5.4 \times 10^{-3}$  | $8.1 \times 10^{-3}$  | $2.8 \times 10^{-3}$  | $10^{3.8}$     |
|                                  | 2.0 | $2.4 \times 10^{-2}$  | $3.2 \times 10^{-2}$  | $1.4 \times 10^{-2}$  | $10^{4.0}$     |

<sup>a</sup> $D_* = 10^{-2}$  based on the observations of SN 2013fs (II-P).

<sup>b</sup> $D_* = 1.34 \times 10^{-4}$  based on the observations of Betelgeuse (RSG).

the sum of all flavors) is estimated to be

$$\begin{aligned} E_\nu^2 \phi_\nu &\sim \frac{1}{4\pi d^2} \frac{1}{2} \min[1, f_{pp}] \frac{\epsilon_{cr} \mathcal{E}_s}{\mathcal{R}_{cr10}} \left( \frac{E_\nu}{0.4 \text{ GeV}} \right)^{2-s} \\ &\simeq 83 \text{ GeV cm}^{-2} \min[1, f_{pp}] \epsilon_{cr, -1} (E_\nu/0.4 \text{ GeV})^{2-s} \\ &\times D_{*, -2}^{7/10} M_{ej, 1}^{-21/20} \mathcal{E}_{ej, 51}^{27/20} t_{5.5}^{7/10} \mathcal{R}_{cr10, 1}^{-1} (d/10 \text{ kpc})^{-2}, \end{aligned} \quad (7)$$

where the factor  $1/2$  comes from the facts that the  $\pi^\pm/\pi^0$  ratio is  $\approx 2$  in  $pp$  interactions and neutrinos carry  $3/4$  of the pion energy in the decay chain. Also,  $\mathcal{E}_s \approx L_s t_{\text{dyn}}$  and  $\mathcal{R}_{cr10} \equiv \epsilon_{cr} \mathcal{E}_s / (E_p^2 dN_{cr}/dE_p)|_{10 \text{ GeV}}$  is a spectrum dependent factor that converts the bolometric CR energy to the differential CR energy (e.g., Refs. [37]).

In Fig. 2, we show neutrino energy fluences, evaluated at the time when the ratio of the signal to the square root of the background is a maximum (see below). The results agree with our analytical estimates, but the time window is chosen from the results of our detailed time-dependent model. Note that, for SNe II-P and IIIn with an enhanced CSM, we expect  $\min[1, f_{pp}] \sim 1$  so the system is nearly “calorimetric” until some time.

#### IV. DETECTABILITY

Taking into account neutrino mixing ( $\nu_e : \nu_\mu : \nu_\tau \approx 1 : 1 : 1$ ) and the IceCube angular resolution, we calculate the number of through-going muon tracks expected in IceCube (see Appendix of Ref. [9]). The background increases as an integration time  $t$ , so the signal-to-background changes as time. The time-dependent model is critical and our model is directly applicable to dedicated searches with IceCube and KM3Net.

In Fig. 3, we show the number of muons expected in IceCube,  $\mathcal{N}_{\mu, > E_{\text{th}}}^{< t}$ , which is integrated over muon energy ( $E_\mu$ ) above a muon-energy threshold. We use IceCube’s angle averaged effective area for upgoing tracks, which is sufficient for the purpose of this work. Note that

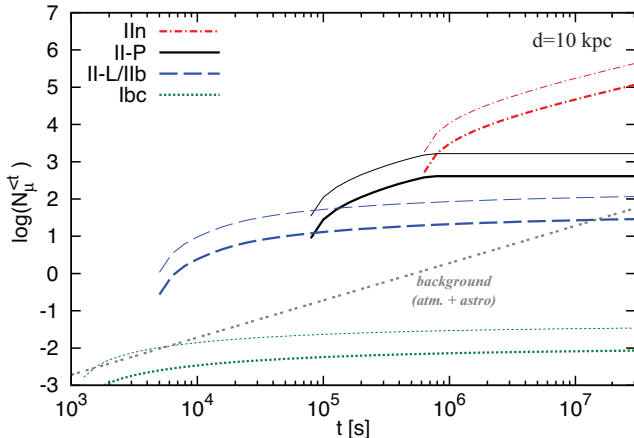


FIG. 3: Expected numbers of through-going muon tracks detected in IceCube, for a Galactic SN. For the signals, corresponding to Fig. 2, we consider  $s = 2.2$  (thick curves) and  $s = 2.0$  (thin curves), respectively. The sum of atmospheric and astrophysical background events is also shown.

KM3Net is more powerful for SNe in the southern sky, especially around the Galactic center. In Table II, we present the results for  $t = 10^7$  s, with  $E_\mu^{\text{th}} = 0.1$  TeV and  $E_\mu^{\text{th}} = 1$  TeV. We also calculate a test statistic,  $\mathcal{N}_\mu^{\text{sig}} / \sqrt{\mathcal{N}_\mu^{\text{bkg}}}$ , assuming both of the atmospheric (conventional+prompt) and astrophysical neutrino backgrounds [44], which has a maximum at  $t_{\text{max}}$ . For  $w = 2$ , the test statistic increases as time as long as  $f_{pp} \gtrsim 1$ , and then declines. Thus,  $t_{\text{max}}$  is essentially determined by  $f_{pp} = 1$  or  $R_s = R_w$ . From Fig. 3, we see  $\mathcal{N}_\mu^{\text{bkg}} \lesssim 1$  until  $t \sim 10^6$  s. For  $E_\mu^{\text{th}} = 1$  TeV, the background is negligible in the relevant time window, because the atmospheric neutrino flux decreases as  $\phi_\nu^{\text{atm}} \propto E_\nu^{-3.7}$ .

We find that IceCube can detect  $\sim 10^3$  events for a Type II-P SN at 10 kpc. The core-collapse SN rate in the Milky Way is estimated to be  $\sim 3$  century $^{-1}$  [4], and the rates of Type II-P and II-L/IIb SNe are  $\sim 50\%$  and  $\sim 15-20\%$  of the core-collapse SNe, respectively [45, 46]. The frequency of rare SNe IIn is only  $\sim 10\%$  [25, 45], but they can be detected up to  $\sim 10$  Mpc. Type Ibc SNe, whose rate is  $\sim 20-25\%$  [45, 47], may be difficult to detect. However, they are also detectable if a dense CSM is expelled as suggested for low-luminosity  $\gamma$ -ray bursts [39]. While the rate is much smaller, nearby SNe are more spectacular. For Betelgeuse, we expect  $\sim 3 \times 10^6$  ( $\sim 10^3$ ) with (without) an enhanced CSM. Another example is  $\eta$  Carinae at 2.3 kpc. If it explodes as an SN IIn (assuming that an CSM with  $w = 2$  is erupted), we could have  $\sim 3 \times 10^6$  neutrino events [78].

## V. SUMMARY AND IMPLICATIONS

For the first time, we systematically evaluate the detectability of high-energy neutrinos from different classes of nearby SNe in a common and well-justified setup. For a Galactic SN, surprisingly, we showed that Gton neutrino detectors like IceCube and KM3Net can detect  $\gtrsim 10$  neutrinos from a Type II SN, which forms a dominant class of core-collapse SNe. Even  $\sim 10^3 - 10^6$  events are possible for Type II-P and IIn SNe. The targeted time window is  $\sim 0.1 - 1$  day ( $\sim 0.1 - 1$  yr) after the MeV neutrino detection for SNe II-P/II-L/IIb (SNe IIn). Since the nearest SNe are intermittent, we must be best-prepared for them. Exploiting the time-dependent model is crucial for not missing the neutrino signals. The signal-to-background changes as time, and dedicated searches optimized in both time and energy can be achieved with our new model. In the simplest model, the expected signal can be significantly underestimated, and the detectability is diminished. This is especially critical for detections of an SN with a smaller CSM or in another galaxy (e.g., M31) and stacking analyses with multiple SNe. The SN rate within 10 Mpc is enhanced due to a local overdensity and a higher-than-expected SN rate within 10 Mpc [48, 49].

In our model, CR production relies on the shock acceleration, and target material is not the SN ejecta but the “CSM”. We stress that our new prediction qualitatively differs from others, e.g., one from interactions between pulsar-accelerated CRs and the ejecta [50–52], and includes “dominant” SNe II-P unlike previous works for rarer SNe IIn and Ibc-BL [35, 38, 39]. It is clearly consistent with the nonobservations from past SNe such as SN 1987A, but luminous SNe IIn in nearby galaxies [48, 49] could be seen as “mini-flares”. Note that our model is also consistent with the existing  $\gamma$ -ray constraints on SNe IIn [53]. The Type IIn contribution to the diffuse neutrino intensity could reach  $E_\nu^2 \Phi_\nu \sim 3 \times 10^{-8}$  GeV cm $^{-2}$  s $^{-1}$  sr $^{-1}$ , whereas Eq. (7) suggests that the Type II-P contribution is  $\sim 1\%$  of that.

There are various implications. (a) First, we can probe mechanisms of the pre-SN mass ejection or envelope inflation. Unlike photons that can be largely attenuated, neutrinos give us direct information on the CSM. (b) Second, thorough the observation of  $\sim 0.1 - 1$  PeV neutrinos, we can test whether nascent SN remnants contribute to the observed CRs around the knee at 3 PeV. This is relevant, since SNe IIn and IIb have been suggested as the origins of such very high-energy CRs [37, 54, 55]. (c) Third, we can study CR ion acceleration in “real time”. Neutrino signals earlier than  $t_{\text{onset}}$  may indicate CR acceleration inside the ejecta [51, 52, 56, 57]. (d) The Galactic SN is an ideal target for multimessenger astrophysics. For example, thermal radiation in the optical and x ray bands will coincide with high-energy neutrino emission. We also predict the generation of hadronic  $\gamma$  rays from the production and decay of neutral pions. If the system is transparent to  $\gamma$  rays, the Galactic SNe should read-

ily be detected by current Cherenkov telescopes, *Fermi*, HAWC and the future Cherenkov Telescope Array. In particular, *Fermi* could see SNe II-P up to  $\sim 1 - 2$  Mpc.

Regarding (b), the highest-energy neutrinos can be seen in different flavors. Based on the published IceCube effective areas [6, 58], we may expect a few double-bang (or double-pulse) events and even Glashow resonance events for a Galactic SN II-P. Statistics can be improved with a future detector such as *IceCube-Gen2* [59], and observations of  $\nu_\tau$  and  $\bar{\nu}_e$  will give us information on flavor mixing and neutrino production mechanisms.

High-energy neutrino detections with high statistics will give us unique opportunities to study neutrino properties, e.g., neutrino decay [60–63], oscillation into other sterile neutrinos [63–66], and neutrino self-interactions [63, 67–71]. Note that the CSM is not dense enough for the matter resonance in the sources to occur at relevant energies. Flavor studies can be used to probe small mass-splittings of pseudo-Dirac neutrinos with  $\Delta m_j^2 \approx 8 \times 10^{-15} \text{ eV}^2 (E_\nu/1 \text{ TeV})(d/10 \text{ kpc})^{-1}$ . A bright neutrino point source with a long duration will also enable us to do the Earth tomography, and provide a new test of the cross section.

Related (c), the detection of GeV-TeV neutrinos is relevant to obtain broadband spectra, which is possible with Hyper-Kamiokande (Hyper-K) [72], KM3Net-ORCA [73], and PINGU [74]. By detecting nonthermal neutrinos from GeV to PeV energies, as well as thermal MeV neutrinos, the next Galactic SN will provide the first example of “multi-energy” neutrino astrophysics.

### Acknowledgments

K.M. thanks John Beacom for his helpful comments. K.M. also thanks Markus Ahlers, Roger Chevalier, Doug Cowen, Francis Halzen, Shunsaku Horiuchi, Marek Kowalski, Maria Petropoulou, Todd Thompson, Takatomi Yano, and Shigeru Yoshida for useful discussions. K.M. acknowledges the workshop, “Cosmic Neutrino Observations with Hyper-Kamiokande” in 2015, where preliminary estimates of this work were presented. The work of K.M. is supported by Alfred P. Sloan Foundation and the U.S. National Science Foundation (NSF) under grants NSF Grant No. PHY-1620777.

- 
- [1] K. Hirata et al. (Kamiokande-II Collaboration), *Phys. Rev. Lett.* **58**, 1490 (1987).
  - [2] R. M. Bionta et al., *Phys. Rev. Lett.* **58**, 1494 (1987).
  - [3] S. A. Colgate and R. H. White, *Astrophys. J.* **143**, 626 (1966).
  - [4] S. M. Adams, C. S. Kochanek, J. F. Beacom, M. R. Vagins, and K. Z. Stanek, *Astrophys. J.* **778**, 164 (2013), 1306.0559.
  - [5] M. Aartsen et al. (IceCube Collaboration), *Phys.Rev.Lett.* **111**, 021103 (2013), 1304.5356.
  - [6] M. Aartsen et al. (IceCube Collaboration), *Science* **342**, 1242856 (2013), 1311.5238.
  - [7] M. Aartsen et al. (IceCube Collaboration), *Phys.Rev.Lett.* **113**, 101101 (2014), 1405.5303; <https://icecube.wisc.edu/science/data/HE-nu-2010-2014>.
  - [8] K. Murase, D. Guetta, and M. Ahlers, *Phys. Rev. Lett.* **116**, 071101 (2016), 1509.00805.
  - [9] K. Murase and E. Waxman, *Phys. Rev.* **D94**, 103006 (2016), 1607.01601.
  - [10] F. Halzen, *Nature Phys.* **13**, 232 (2016).
  - [11] S. Funk, *Ann. Rev. Nucl. Part. Sci.* **65**, 245 (2015), 1508.05190.
  - [12] E. Fermi, *Phys. Rev.* **75**, 1169 (1949).
  - [13] L. O. Drury, *Rept. Prog. Phys.* **46**, 973 (1983).
  - [14] D. Caprioli, *PoS ICRC2015*, 008 (2016), 1510.07042.
  - [15] R. A. Chevalier and C. Fransson (2016), 1612.07459.
  - [16] E. G. Berezhko, L. T. Ksenofontov, and H. J. Völk, *Astrophys. J.* **810**, 63 (2015), 1507.03760.
  - [17] N. Smith, *Ann. Rev. Astron. Astrophys.* **52**, 487 (2014), 1402.1237.
  - [18] O. Yaron et al., *Nature Phys.* **13**, 510 (2017), 1701.02596.
  - [19] E. O. Ofek et al., *Astrophys. J.* **781**, 42 (2014), 1307.2247.
  - [20] N. Smith and R. McCray, *Astrophys. J. Lett.* **671**, L17 (2007), 0710.3428.
  - [21] S. Immler et al., *Astrophys. J.* **674**, L85 (2008), 0712.3290.
  - [22] A. A. Miller et al., *Astrophys. J.* **690**, 1303 (2009), 0808.2193.
  - [23] E. O. Ofek et al., *Nature* **494**, 65 (2013), 1302.2633.
  - [24] R. Margutti et al., *Astrophys. J.* **780**, 21 (2014), 1306.0038.
  - [25] R. Margutti et al., *Astrophys. J.* **835**, 140 (2017), 1601.06806.
  - [26] V. Morozova, A. L. Piro, and S. Valenti, *Astrophys. J.* **838**, 28 (2017), 1610.08054.
  - [27] C. Fransson et al., *Astrophys. J.* **797**, 118 (2014), 1312.6617.
  - [28] E. O. Ofek et al., *Astrophys. J.* **788**, 154 (2014), 1404.4085.
  - [29] G. Hosseinzadeh et al., *Astrophys. J.* **836**, 158 (2017), 1608.01998.
  - [30] S. Campana et al., *Nature* **442**, 1008 (2006), [astro-ph/0603279](https://arxiv.org/abs/astro-ph/0603279).
  - [31] R. A. Chevalier, *Astrophys. J.* **258**, 790 (1982).
  - [32] D. K. Nadezhin, *Astrophysics and Space Science* **112**, 225 (1985).
  - [33] T. J. Moriya, K. Maeda, F. Taddia, J. Sollerman, S. I. Blinnikov, and E. I. Sorokina (2013), [*Mon. Not. Roy. Astron. Soc.*435,1520(2013)], 1307.2644.
  - [34] C. D. Matzner and C. F. McKee, *Astrophys. J.* **510**, 379 (1999), [astro-ph/9807046](https://arxiv.org/abs/astro-ph/9807046).
  - [35] K. Murase, T. A. Thompson, B. C. Lacki, and J. F. Beacom, *Phys.Rev.* **D84**, 043003 (2011), 1012.2834.
  - [36] M. Petropoulou, A. Kamble, and L. Sironi, *Mon. Not. Roy. Astron. Soc.* **460**, 44 (2016), 1603.00891.
  - [37] K. Murase, T. A. Thompson, and E. O. Ofek, *Mon. Not.*

- Roy. Astron. Soc. **440**, 2528 (2014), 1311.6778.
- [38] B. Katz, N. Sapir, and E. Waxman (2011), 1106.1898.
- [39] K. Kashiyama, K. Murase, S. Horiuchi, S. Gao, and P. Mészáros, *Astrophys.J.* **769**, L6 (2013), 1210.8147.
- [40] R. A. Chevalier and C. M. Irwin, *Astrophys. J.* **729**, L6 (2011), 1101.1111.
- [41] D. Caprioli and A. Spitkovsky, *Astrophys. J.* **783**, 91 (2014), 1310.2943.
- [42] S. R. Kelner, F. A. Aharonian, and V. V. Bugayov, *Phys. Rev.* **D74**, 034018 (2006), [Erratum: *Phys. Rev.* D79, 039901(E) (2009)], astro-ph/0606058.
- [43] E. Kafexhiu, F. Aharonian, A. M. Taylor, and G. S. Vila, *Phys. Rev.* **D90**, 123014 (2014), 1406.7369.
- [44] M. G. Aartsen et al. (IceCube Collaboration), *Astrophys. J.* **833**, 3 (2016), 1607.08006.
- [45] N. Smith, W. Li, A. V. Filippenko, and R. Chornock, *Mon. Not. Roy. Astron. Soc.* **412**, 1522 (2011), 1006.3899.
- [46] W. Li et al., *Mon. Not. Roy. Astron. Soc.* **412**, 1441 (2011), 1006.4612.
- [47] I. Shivers et al., *Publ. Astron. Soc. Pac.* **129**, 054201 (2017), 1609.02922.
- [48] S. Horiuchi, J. F. Beacom, C. S. Kochanek, J. L. Prieto, K. Z. Stanek, and T. A. Thompson, *Astrophys. J.* **738**, 154 (2011), 1102.1977.
- [49] K. Nakamura, S. Horiuchi, M. Tanaka, K. Hayama, T. Takiwaki, and K. Kotake, *Mon. Not. Roy. Astron. Soc.* **461**, 3296 (2016), 1602.03028.
- [50] T. K. Gaisser and T. Stanev, *Phys. Rev. Lett.* **58**, 1695 (1987), [Erratum: *Phys. Rev. Lett.* 59, 844(E) (1987)].
- [51] K. Murase, P. Mészáros, and B. Zhang, *Phys.Rev.* **D79**, 103001 (2009), 0904.2509.
- [52] K. Fang, K. Kotera, K. Murase, and A. V. Olinto, *Phys.Rev.* **D90**, 103005 (2014), 1311.2044.
- [53] M. Ackermann et al. (Fermi-LAT Collaboration), *Astrophys. J.* **807**, 169 (2015), 1506.01647.
- [54] L. G. Sveshnikova, *Astron.Astrophys.* **409**, 799 (2003), astro-ph/0303159.
- [55] V. S. Ptuskin, V. N. Zirakashvili, and E. S. Seo, *Astrophys. J.* **718**, 31 (2010), 1006.0034.
- [56] K. Murase, B. Dasgupta, and T. A. Thompson, *Phys. Rev.* **D89**, 043012 (2014), 1303.2612.
- [57] E. Waxman and A. Loeb, *Phys. Rev. Lett.* **87**, 071101 (2001), astro-ph/0102317.
- [58] M. G. Aartsen et al. (IceCube Collaboration), *Phys. Rev.* **D93**, 022001 (2016), 1509.06212.
- [59] M. Aartsen et al. (IceCube-Gen2 Collaboration) (2014), 1412.5106.
- [60] J. F. Beacom, N. F. Bell, D. Hooper, S. Pakvasa, and T. J. Weiler, *Phys. Rev. Lett.* **90**, 181301 (2003), hep-ph/0211305.
- [61] P. Baerwald, M. Bustamante, and W. Winter, *JCAP* **1210**, 020 (2012), 1208.4600.
- [62] G. Pagliaroli, A. Palladino, F. L. Villante, and F. Vissani, *Phys. Rev.* **D92**, 113008 (2015), 1506.02624.
- [63] I. M. Shoemaker and K. Murase, *Phys. Rev.* **D93**, 085004 (2016), 1512.07228.
- [64] J. F. Beacom, N. F. Bell, D. Hooper, J. G. Learned, S. Pakvasa, and T. J. Weiler, *Phys. Rev. Lett.* **92**, 011101 (2004), hep-ph/0307151.
- [65] S. Pakvasa, A. Joshipura, and S. Mohanty, *Phys.Rev.Lett.* **110**, 171802 (2013), 1209.5630.
- [66] M. Bustamante, J. F. Beacom, and K. Murase, *Phys. Rev.* **D95**, 063013 (2017), 1610.02096.
- [67] K. Ioka and K. Murase, *PTEP* **2014**, 061E01 (2014), 1404.2279.
- [68] K. C. Y. Ng and J. F. Beacom, *Phys.Rev.* **D90**, 065035 (2014), 1404.2288.
- [69] M. Ibe and K. Kaneta, *Phys.Rev.* **D90**, 053011 (2014), 1407.2848.
- [70] T. Araki, F. Kaneko, Y. Konishi, T. Ota, J. Sato, et al., *Phys.Rev.* **D91**, 037301 (2015), 1409.4180.
- [71] K. Blum, A. Hook, and K. Murase (2014), 1408.3799.
- [72] K. Abe et al. (Hyper-Kamiokande Proto-Collaboration) (2011), 1109.3262.
- [73] S. Adrian-Martinez et al. (KM3Net Collaboration), *J. Phys.* **G43**, 084001 (2016), 1601.07459.
- [74] D. J. Koskinen (PINGU Collaboration), *Mod. Phys. Lett.* **A26**, 2899 (2011).
- [75] N. Smith, *Mon. Not. Roy. Astron. Soc.* **429**, 2366 (2013), 1209.6155.
- [76] This occurs when the shock radius reaches  $R_{\text{sh}} = V_t t$ , where  $V_t = [10(\delta - 5)\mathcal{E}_{\text{ej}}/3/(\delta - 3)/M_{\text{ej}}]^{1/2}$  [31–33].
- [77] Since the stellar envelope has a very steep profile, the radiative acceleration is relevant [38]. The formation of collisionless shocks associated with the shock breakout from a star is uncertain.
- [78] The observed nebula [75] implies that  $\sim 10^5$  neutrinos can be seen if  $\eta$  Carinae explodes without an additional CSM [35], but more detailed modeling is necessary.