



CHORUS

This is the accepted manuscript made available via CHORUS. The article has been published as:

Dilepton production from the quark-gluon plasma using (3+1)-dimensional anisotropic dissipative hydrodynamics

Radoslaw Ryblewski and Michael Strickland

Phys. Rev. D **92**, 025026 — Published 17 July 2015

DOI: [10.1103/PhysRevD.92.025026](https://doi.org/10.1103/PhysRevD.92.025026)

Dilepton production from the quark-gluon plasma using (3+1)-dimensional anisotropic dissipative hydrodynamics

Radosław Ryblewski

*The H. Niewodniczański Institute of Nuclear Physics,
Polish Academy of Sciences, PL-31342 Kraków, Poland*

Michael Strickland

Department of Physics, Kent State University, Kent, OH 44242 United States

We compute dilepton production from the deconfined phase of the quark-gluon plasma using leading-order (3+1)-dimensional anisotropic hydrodynamics. The anisotropic hydrodynamics equations employed describe the full spatiotemporal evolution of the transverse temperature, spheroidal momentum-space anisotropy parameter, and the associated three-dimensional collective flow of the matter. The momentum-space anisotropy is also taken into account in the computation of the dilepton production rate, allowing for a self-consistent description of dilepton production from the quark-gluon plasma. For our final results, we present predictions for high-energy dilepton yields as a function of invariant mass, transverse momentum, and pair rapidity. We demonstrate that high-energy dilepton production is extremely sensitive to the assumed level of initial momentum-space anisotropy of the quark-gluon plasma. As a result, it may be possible to experimentally constrain the early-time momentum-space anisotropy of the quark-gluon plasma generated in relativistic heavy ion collisions using high-energy dilepton yields.

PACS numbers: 11.15Bt, 04.25.Nx, 11.10Wx, 12.38Mh

I. INTRODUCTION

The degree to which the quark and gluon distributions of the partons comprising the quark-gluon plasma (QGP) generated in relativistic heavy-ion collisions are momentum-space isotropic in the local rest frame (LRF) is currently an open question. There have been a number of theoretical studies that have attempted to address this question using both perturbative QCD and the AdS/CFT framework (see Ref. [1] for a recent review). Ideally, however, one would like to have an experimental observable that could provide constraints on the degree of isotropy during the early stages of the QGP's lifetime and perhaps, in addition, the subsequent approach towards isotropy.

In principle, electromagnetic emissions are the ideal observable for studying the early-time dynamics of the QGP since they are weakly coupled to the plasma ($\alpha \ll \alpha_s$). In addition, due to the fact that the QGP is initially hot and then cools, high-energy ($E \gtrsim 2$ GeV) production is dominated by early times when the system is in the QGP phase, while low-energy ($E \lesssim 2$ GeV) production receives significant contributions from late-time emissions when the system returns to the hadronic phase. This simple picture is complicated by the fact that there is a temperature distribution in the QGP, with the edges of the system being best described using hadronic degrees of freedom, however, since these regions are rather dilute and small in relative volume, the total radiation from this region is small compared to that produced from the central region. The two primary electromagnetic observables studied in heavy-ion collisions are real photons and dileptons produced via decay of virtual photons.

In this paper we focus on dilepton production from

the deconfined phase of the QGP's lifetime. The study of dilepton production from the QGP has a long history, see e.g. Refs. [2–17]. For recent reviews, see also Refs. [18, 19]. Herein we focus on the effect of LRF momentum-space anisotropies on dilepton production. This work is an extension of previous studies performed in Refs. [20, 21] to include a realistic bulk evolution using the framework of anisotropic hydrodynamics [22–41]. For a recent review of the motivation for and methods used to obtain the anisotropic hydrodynamics equations and solve them numerically, we refer the reader to Ref. [42].

Herein, we make use of the anisotropic hydrodynamics equations obtained from the zeroth and first moments of the Boltzmann equation with the collisional kernel treated in the relaxation-time approximation and describe the (3+1)-dimensional evolution of the QGP using these equations. The resulting dynamical equations describe the full spatiotemporal evolution of the transverse temperature Λ and spheroidal momentum-space anisotropy parameter ξ [43, 44]. The (3+1)-dimensional framework allows both Λ , ξ , and the associated flow velocities to depend arbitrarily on the transverse coordinates, spatial rapidity, and longitudinal proper-time, however, herein we restrict ourselves to smooth Glauber-like initial conditions.

The study presented herein is similar in spirit to prior studies of dilepton production using viscous hydrodynamics [15, 16]. In these works, however, the authors employed the standard viscous hydrodynamic linearization around an isotropic thermal background. Our work goes beyond these studies by linearizing around anisotropic background and, as a result, we are able to better describe early-time dilepton production and dilepton production near the transverse and longitudinal

edges of the QGP. In addition, high-momentum dilepton production is treated in a more reliable manner since the anisotropic one-particle distribution function used to compute the dilepton rates is positive definite at all points in momentum space. We demonstrate that high-energy dilepton production is extremely sensitive to the assumed level of initial momentum-space anisotropy of the quark-gluon plasma. As a result, it may be possible to experimentally constrain the early-time momentum-space anisotropy of the quark-gluon plasma generated in relativistic heavy-ion collisions using high-energy dilepton yields.

The structure of our paper is as follows. In Sec. II, we review the calculation of the leading-order dilepton production rate in an anisotropic QGP. In Sec. III we describe how one calculates the dilepton spectra including the effect of transverse and longitudinal expansion. In Sec. IV we present the setup for the anisotropic hydrodynamics evolution, the resulting (3+1)-dimensional dynamical equations, the equation of state employed, and the initial conditions used. In Sec. V we present our final numerical results for the dilepton yields as a function of invariant mass, transverse momentum, and pair rapidity using fixed initial conditions and fixed final multiplicity. We present our conclusions and an outlook for the future in Sec. VI. We collect information about particle production from (3+1)-dimensional anisotropic hydrodynamics and compare this with Israel-Stewart viscous hydrodynamics in App. A.

II. DILEPTON RATE IN ANISOTROPIC PLASMA

We begin by reviewing the derivation of the dilepton emission rate for an anisotropic plasma starting from relativistic kinetic theory. We follow the methodology presented originally in Ref. [21]. The resulting formulas will be subsequently used in Sec. III to calculate the differential dilepton spectra using anisotropic hydrodynamics framework.

The dilepton emission rate is defined as the number of dilepton pairs produced per eight-dimensional phase-space volume

$$\frac{dR^{l^+l^-}}{d^4P} \equiv \frac{dN^{l^+l^-}}{d^4X d^4P}, \quad (1)$$

where $X^\mu = (t, \mathbf{x})$ and $P^\mu = (E, \mathbf{p})$ are the four-position and four-momentum, respectively. Based on relativistic kinetic theory,¹ at leading order in the electromagnetic

coupling, $\mathcal{O}(\alpha^2)$, the dilepton emission rate follows from

$$\frac{dR^{l^+l^-}}{d^4P} = \int \frac{d^3\mathbf{p}_1}{(2\pi)^3} \frac{d^3\mathbf{p}_2}{(2\pi)^3} f_q(\mathbf{p}_1) f_{\bar{q}}(\mathbf{p}_2) \times v_{q\bar{q}} \sigma_{q\bar{q}}^{l^+l^-} \delta^{(4)}(P^\mu - p_1^\mu - p_2^\mu), \quad (2)$$

where $f_{q(\bar{q})}$ is the phase-space distribution function of quarks (anti-quarks),² $v_{q\bar{q}}$ is the relative velocity between the quark and the anti-quark

$$v_{q\bar{q}} \equiv \frac{\sqrt{\mathbf{p}_1 \cdot \mathbf{p}_2 - m_q^2}}{2E_{\mathbf{p}_1} 2E_{\mathbf{p}_2}}, \quad (3)$$

and $\sigma_{q\bar{q}}^{l^+l^-}$ is the total cross section for the leading-order quark-anti-quark annihilation process, $q + \bar{q} \rightarrow \gamma^* \rightarrow l^+ + l^-$

$$\sigma_{q\bar{q}}^{l^+l^-} = \frac{4\pi}{3} \frac{\alpha^2}{M^2} \left(1 + \frac{2m_l^2}{M^2}\right) \left(1 - \frac{4m_l^2}{M^2}\right)^{1/2}. \quad (4)$$

Henceforth, we will consider only high-energy dilepton pairs with invariant energies much greater than the lepton masses, $M \gg m_l$. Therefore, we will ignore lepton mass corrections appearing in Eq. (4) and simply take $m_l = 0$.

Ultra-relativistic heavy-ion collisions are special in the sense that the matter created in such events is undergoing rapid expansion along the longitudinal (beam) direction. At the same time, the transverse expansion is initially relatively quite slow. One can show that this phenomenon inevitably leads to the presence of large momentum-space anisotropies in the phase-space distribution of the matter. The simplest form for the distribution function that can be used to describe this situation is a generalization of an isotropic phase-space distribution which is squeezed or stretched along one direction in momentum space, defined by $\hat{\mathbf{n}}$, with a parameter $-1 < \xi < \infty$, which describes the type and strength of the momentum-space anisotropy. In this case, the one-particle distribution function for the quarks and anti-quarks may be described at leading order by the following spheroidal ‘‘Romatschke-Strickland’’ form [43, 44]

$$f_{q(\bar{q})}(\mathbf{p}, \xi, \Lambda) \equiv f_{q(\bar{q})}^{\text{iso}}(\sqrt{\mathbf{p}^2 + \xi(\mathbf{p} \cdot \hat{\mathbf{n}})^2}, \Lambda), \quad (5)$$

where Λ is a transverse-momentum scale and ξ is the anisotropy parameter introduced above. In the limiting case where $\xi = 0$, Eq. (5) reduces to the standard isotropic distribution function. When $\xi = 0$, Λ can be identified with the equilibrium temperature T of the system. Herein, we will take $f_{q(\bar{q})}^{\text{iso}}$ to be a Fermi-Dirac distribution function $f_{q(\bar{q})}^{\text{iso}}(E, T) = [\exp(E/T) + 1]^{-1}$.

Using the Dirac delta function in Eq. (2), one can immediately perform the \mathbf{p}_2 integration to obtain

¹ The same result can be obtained using standard finite temperature field theory techniques.

² From now on we assume that $f_{\bar{q}} = f_q$.

$$\frac{dR^{l^+l^-}}{d^4P} = \frac{5\alpha^2}{72\pi^5} \int \frac{d^3\mathbf{p}_1}{E_{\mathbf{p}_1}E_{\mathbf{p}_2}} f_q(\mathbf{p}_1, \Lambda, \xi) f_{\bar{q}}(\mathbf{p}_2, \Lambda, \xi) \times \delta(E - E_{\mathbf{p}_1} - E_{\mathbf{p}_2}) \Big|_{\mathbf{p}_2 = \mathbf{P} - \mathbf{p}_1}. \quad (6)$$

To proceed, we parameterize the remaining three-momenta using spherical coordinates with the z -axis defined by the direction of anisotropy $\hat{\mathbf{n}}$,

$$\begin{aligned} \mathbf{p}_1 &= p_1(\sin\theta_{p_1}\cos\phi_{p_1}, \sin\theta_{p_1}\sin\phi_{p_1}, \cos\theta_{p_1}), \\ \mathbf{P} &= P(\sin\theta_P\cos\phi_P, \sin\theta_P\sin\phi_P, \cos\theta_P). \end{aligned} \quad (7)$$

In this way we may rewrite the remaining delta function

$$\frac{dR^{l^+l^-}}{d^4P} = \frac{5\alpha^2}{18\pi^5} \int_{-1}^1 d(\cos\theta_{p_1}) \int_{a_+}^{a_-} \frac{p_1 dp_1}{\sqrt{\chi}} f_q\left(p_1\sqrt{1+\xi\cos^2\theta_{p_1}}, \Lambda\right) \times f_{\bar{q}}\left(\sqrt{(E-p_1)^2 + \xi(p_1\cos\theta_{p_1} - P\cos\theta_P)^2}, \Lambda\right), \quad (11)$$

with

$$a_{\pm} \equiv \frac{M^2}{2(E - P\cos(\theta_P \pm \theta_{p_1}))}. \quad (12)$$

In order to evaluate the dilepton emission rate (11) it is necessary to perform the remaining two integrations numerically. In Fig. 1 we show the resulting dilepton emission rate as a function of transverse momentum (left) and invariant mass (center), both scaled by Λ , and rapidity (right) for various values of anisotropy parameter $\xi \in \{-0.9, 0, 10, 100\}$ denoted by brown solid, red dashed, blue dotted and green dot-dashed lines, respectively. One can see that the production rate decreases (increases) due to increasing (decreasing) ξ . We note, however, that this is primarily due to the fact that increasing ξ for fixed Λ results in a lower plasma density. In order, to properly assess the impact of anisotropies on the production, one has to fold these rates together with a realistic model of the full spatiotemporal evolution of both ξ and Λ .

III. DILEPTON SPECTRA

Our final goal is to study the impact of space-time dependent anisotropies in the system on the dilepton differential spectra. In this way we hope to probe the early stages of the quark-gluon plasma, where the anisotropies are expected to be the largest. In order to do this one must include in Eq. (11) the space-time dependence of

in (6) in the form

$$\delta(E - E_{\mathbf{p}_1} - E_{\mathbf{p}_2}) = 2(E - p_1) \frac{\Theta(\chi)}{\sqrt{\chi}} \sum_i^2 \delta(\phi_i - \phi_{p_1}), \quad (8)$$

where

$$\begin{aligned} \chi &\equiv (2p_1P\sin\theta_P\sin\theta_{p_1})^2 \\ &\quad - [2p_1(E - P\cos\theta_P\cos\theta_{p_1}) - M^2]^2. \end{aligned} \quad (9)$$

The angles ϕ_i are calculated as the two possible solutions to the equation

$$\cos(\phi_i - \phi_{p_1}) = \frac{2p_1(E - P\cos\theta_P\cos\theta_{p_1}) - M^2}{2p_1P\sin\theta_P\sin\theta_{p_1}}. \quad (10)$$

After these substitutions, we arrive at our final result for the dilepton emission rate

Λ and ξ using some hydrodynamic model and then integrate over the entire space-time volume (which contains the quark-gluon plasma phase) and the appropriate momenta/invariant mass cuts for the dilepton pairs. For this purpose, we parametrize the pair four-momentum in the standard way,

$$p^\mu = (m_\perp \cosh y, p_\perp \cos\phi_p, p_\perp \sin\phi_p, m_\perp \sinh y), \quad (13)$$

where $m_\perp \equiv \sqrt{M^2 + p_\perp^2}$ defines the transverse mass and $y \equiv 1/2 \ln[(E + p_\parallel)/(E - p_\parallel)]$ is the momentum-space rapidity. Above, we used p_\perp , p_\parallel , and ϕ_p to denote transverse momentum, longitudinal momentum, and momentum azimuthal angle, respectively.

One can also use the usual Milne hyperbolic parametrization of space-time which is convenient for describing heavy-ion collisions within the relativistic hydrodynamics framework

$$x^\mu = (\tau \cosh \zeta, \mathbf{x}_\perp, \tau \sinh \zeta). \quad (14)$$

In Eq. (14), we used $\tau \equiv \sqrt{t^2 - z^2}$ and $\zeta \equiv \tanh^{-1}(z/t)$ to denote the longitudinal proper time and the space-time rapidity, respectively. With these parameterizations, the differential measures for four-momentum and space-time are $d^4P = M dM dy p_\perp dp_\perp d\phi_p$ and $d^4X = \tau d\tau d\zeta d^2x_\perp$, respectively. This allows us to calculate the invariant

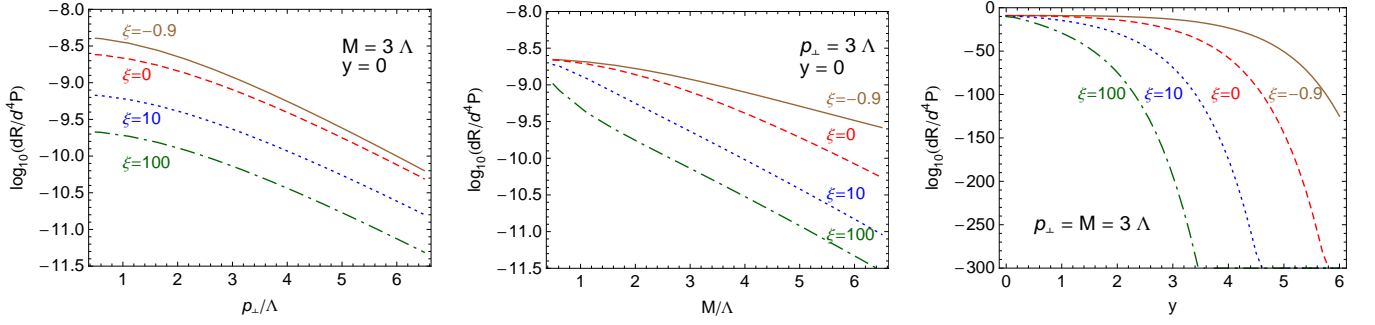


FIG. 1. The dilepton emission rate as a function of transverse momentum (left), invariant mass (center) and rapidity (right). For the transverse momentum dependence (left) we fixed $M/\Lambda = 3$ and $y=0$, for the invariant mass dependence (center) we fixed $p_{\perp}/\Lambda = 3$ and $y=0$, for rapidity dependence we fixed $p_{\perp}/\Lambda = M/\Lambda = 3$.

mass and transverse momentum differential spectra using

$$\frac{dN^{l^+l^-}}{MdMdy} = \int_{p_{\perp}^{\min}}^{p_{\perp}^{\max}} p_{\perp} dp_{\perp} \int_0^{2\pi} d\phi_p \int d^4X \frac{dR^{l^+l^-}}{d^4P}, \quad (15a)$$

$$\frac{dN^{l^+l^-}}{p_{\perp} dp_{\perp} dy} = \int_{M^{\min}}^{M^{\max}} MdM \int_0^{2\pi} d\phi_p \int d^4X \frac{dR^{l^+l^-}}{d^4P}, \quad (15b)$$

respectively, where the integration ranges p_{\perp}^{\min} , p_{\perp}^{\max} and M^{\min} , M^{\max} will be specified later according to the appropriate physical/experimental cuts. The integration over the space-time volume is performed only in the deconfined quark-gluon plasma stage. In practice, we only include contributions from regions that have an effective temperature that is higher than a critical temperature, i.e. $T \equiv \mathcal{R}^{1/4}(\xi)\Lambda > T_c$ with $\mathcal{R}(\xi)$ defined in Eq. (45). In all results shown herein, we assume $T_c = 175$ MeV. We will assume that when the system reaches T_c , all

medium emission stops. We do not take into account the emission from the mixed/hadronic phase at late times since the kinematic regime we study (high M and p_{\perp}) is dominated by early-time high-energy dilepton emission. Due to the large uncertainty connected with the correct value of critical temperature existing in the literature we also checked that the results obtained here are almost completely independent of the choice of T_c in the range 150 – 200 MeV.

Equations (15a) and (15b) are evaluated in the center of mass of the colliding nuclei (LAB) frame while the dilepton emission rate is calculated in the local rest frame (LRF) of the emitting region. Therefore, before evaluating Eqs. (15) we have to boost the LAB frame momentum p^{μ} to the LRF of the fluid cell using $p'^{\mu} = \Lambda_{\nu}^{\mu} p^{\nu}$, where the Lorentz boost tensor

$$\Lambda_{\nu}^{\mu}(u^{\mu}) \equiv \begin{pmatrix} \gamma & -\gamma v_x & -\gamma v_y & -\gamma v_z \\ -\gamma v_x & 1 + (\gamma - 1) \frac{v_x^2}{v^2} & (\gamma - 1) \frac{v_x v_y}{v^2} & (\gamma - 1) \frac{v_x v_z}{v^2} \\ -\gamma v_y & (\gamma - 1) \frac{v_x v_y}{v^2} & 1 + (\gamma - 1) \frac{v_y^2}{v^2} & (\gamma - 1) \frac{v_y v_z}{v^2} \\ -\gamma v_z & (\gamma - 1) \frac{v_x v_z}{v^2} & (\gamma - 1) \frac{v_y v_z}{v^2} & 1 + (\gamma - 1) \frac{v_z^2}{v^2} \end{pmatrix}, \quad (16)$$

depends on the four-velocity of the fluid element $u^{\mu}(x^{\mu}) \equiv \gamma(1, v_x, v_y, v_z)$, where $\gamma \equiv 1/\sqrt{1 - v^2}$ and $v \equiv \sqrt{v_x^2 + v_y^2 + v_z^2}$. One can easily check that, as expected, $u_{\text{LRF}}^{\mu} = \Lambda_{\nu}^{\mu} u^{\nu} = (1, 0, 0, 0)$. Making use of Eq. (11) in Eqs. (15), we obtain the dilepton spectra including the effect of a space-time-dependent momentum anisotropy.

IV. HYDRODYNAMIC EVOLUTION

As mentioned above, in order to make predictions for the differential dilepton spectra expected to be produced

from the QGP phase, one must integrate over the full space-time history of the QGP. For this purpose, we use anisotropic hydrodynamics. Anisotropic hydrodynamics reduces to second-order viscous hydrodynamics in the limit of small anisotropy [41], but reproduces the dynamics of the QGP more reliably when there are large momentum-space anisotropies.

A. (3+1)-dimensional anisotropic hydrodynamics

In this paper, we assume that the system created during the collision of the heavy ions evolves through a non-equilibrium state and that the quark and anti-quark one-

particle distribution functions are well approximated by Eq. (5) both at early times and late times. At the same time, we assume that, although the system is highly anisotropic it may still be, to good approximation, described using hydrodynamic-like degrees of freedom, such as energy density and pressures.³ In this way, the detailed microscopic description of the system can be replaced by an effective description which realizes simple physical laws, such as conservation of energy and momentum. In the following, we will present the framework of leading-order anisotropic hydrodynamics [22–26, 28, 29] which is designed to describe a potentially highly-anisotropic plasma by assuming that its distribution function is, to good approximation, expressible in the form given by Eq. (5).

At leading order, one can derive the equations of motion of the anisotropic system starting from kinetic theory assuming that the distribution function of the system is known. This can be done by taking moments of the Boltzmann kinetic equation with the collision term treated in the relaxation-time approximation (RTA)

$$p^\mu \partial_\mu f = \frac{p^\mu u_\mu}{\tau_{\text{eq}}} (f_{\text{iso}} - f), \quad (17)$$

where τ_{eq} is the microscopic relaxation time which can depend on position and time. Taking the first moment of the Boltzmann equation results in the energy-momentum conservation equation

$$\partial_\mu T^{\mu\nu} = 0. \quad (18)$$

Taking the zeroth moment of the Boltzmann equation results in the particle production equation

$$\partial_\mu N^\mu = u_\mu \frac{N_{\text{eq}}^\mu - N^\mu}{\tau_{\text{eq}}}. \quad (19)$$

At leading order, the energy-momentum tensor has the form typical for a spheroidally anisotropic system

$$T^{\mu\nu} = (\varepsilon + P_\perp) u^\mu u^\nu - P_\perp g^{\mu\nu} - (P_\perp - P_\parallel) z^\mu z^\nu, \quad (20)$$

and the particle flux is defined in the standard manner

$$N_{\text{eq}}^\mu = n_{\text{eq}} u^\mu. \quad (21)$$

In Eqs. (20) and (21) ε , n , P_\parallel , and P_\perp stand for energy density, particle density, longitudinal pressure, and transverse pressure, respectively. The four-vector z^μ is orthogonal to u^μ and in the LRF points in the longitudinal direction (identified with the direction of the anisotropy in the system, $\hat{\mathbf{n}}$) [28].

Equations (18) and (19) provide a set of five independent partial differential equations

$$D_u \varepsilon = -(\varepsilon + P_\perp) \theta_u + (P_\perp - P_\parallel) u_\nu D_z z^\nu, \quad (22)$$

$$D_z P_\parallel = (P_\perp - P_\parallel) \theta_z + (\varepsilon + P_\perp) z_\nu D_u u^\nu, \quad (23)$$

$$D_u u_\perp = -\frac{u_\perp}{\varepsilon + P_\perp} \left[\frac{\mathbf{u}_\perp \cdot \nabla_\perp P_\perp}{u_\perp^2} + D_u P_\perp + (P_\perp - P_\parallel) u_\nu D_z z^\nu \right], \quad (24)$$

$$D_u \left(\frac{u_x}{u_y} \right) = \frac{1}{u_y^2 (\varepsilon + P_\perp)} (u_x \partial_y - u_y \partial_x) P_\perp, \quad (25)$$

and

$$\frac{D_u \xi}{2(1 + \xi)} - \frac{3D_u \Lambda}{\Lambda} = \theta_u + \frac{1}{\tau_{\text{eq}}} \left[1 - \mathcal{R}^{3/4}(\xi) \sqrt{1 + \xi} \right], \quad (26)$$

respectively, for five parameters: the four-velocity u^μ , the transverse temperature Λ , and the anisotropy parameter ξ .⁴ In the above equations, we use a \perp subscript to indicate two-dimensional vectors in the transverse plane, e.g. $\mathbf{u}_\perp \equiv (u_x, u_y)$ and $\nabla_\perp \equiv (\partial_x, \partial_y)$. We have also introduced a compact notation for the convective derivative $D_u \equiv u^\mu \partial_\mu$, the longitudinal derivative $D_z \equiv z^\mu \partial_\mu$, and the expansion scalars $\theta_u \equiv \partial_\mu u^\mu$ and $\theta_z \equiv \partial_\mu z^\mu$.

In the most general case, where the matter expands in the longitudinal and transverse directions without any symmetry constraints, one can use the following parametrization of the LAB frame four-velocity of the fluid u^μ and the space-like four-vector z^μ

$$u^\mu = (u_0 \cosh \vartheta, \mathbf{u}_\perp, u_0 \sinh \vartheta), \quad (27)$$

$$z^\mu = (\sinh \vartheta, \mathbf{0}, \cosh \vartheta), \quad (28)$$

where we introduced the longitudinal rapidity of the fluid cell ϑ . Using the four-velocity normalization condition, $u^\mu u_\mu = 1$, one has

$$u_0 = \sqrt{1 + u_\perp^2},$$

$$u_\perp \equiv \sqrt{u_x^2 + u_y^2}. \quad (29)$$

With the parametrizations (27) and (28), one may calculate the following quantities appearing in Eqs. (22)-(26),

$$D_u = \mathbf{u}_\perp \cdot \nabla_\perp + u_0 \hat{L}_1, \quad (30)$$

$$\theta_u = \nabla_\perp \cdot \mathbf{u}_\perp + \hat{L}_1 u_0 + u_0 \hat{L}_2 \vartheta, \quad (31)$$

$$D_z = \hat{L}_2, \quad (32)$$

$$\theta_z = \hat{L}_1 \vartheta, \quad (33)$$

$$u_\nu D_z z^\nu = u_0 \hat{L}_2 \vartheta, \quad (34)$$

$$z_\nu D_u u^\nu = -u_0 (\mathbf{u}_\perp \cdot \nabla_\perp + u_0 \hat{L}_1) \vartheta, \quad (35)$$

³ This assumption has been tested elsewhere by comparing the predictions of anisotropic hydrodynamics to exact solutions of the Boltzmann equation in a variety of special cases [33, 34, 40, 45–49]. These studies found that anisotropic hydrodynamics provides the most accurate description of both the early and late time behavior of QGP dynamics.

⁴ Note that the four-velocity satisfies $u^\mu u_\mu = 1$ and hence it contains only three independent degrees of freedom.

where the two linear differential operators, \hat{L}_1 and \hat{L}_2 , are given by

$$\hat{L}_1 = \cosh(\varsigma - \vartheta)\partial_\tau - \sinh(\varsigma - \vartheta)\frac{\partial_\varsigma}{\tau}, \quad (36)$$

$$-\hat{L}_2 = \sinh(\varsigma - \vartheta)\partial_\tau - \cosh(\varsigma - \vartheta)\frac{\partial_\varsigma}{\tau}. \quad (37)$$

We also use the relation between the relaxation time τ_{eq} and the shear viscosity to entropy density ratio $\bar{\eta} \equiv \eta/s$ [22],⁵

$$\tau_{\text{eq}} = \frac{5\bar{\eta}}{2T}. \quad (38)$$

B. Anisotropic equation of state

Herein, we consider a system that consists of massless particles described by the anisotropic distribution function (5). Using standard kinetic theory definitions

$$N^\mu \equiv \int d^3P p^\mu f, \quad (39)$$

$$T^{\mu\nu} \equiv \int d^3P p^\mu p^\nu f, \quad (40)$$

where $d^3P \equiv d^3p / [(2\pi)^3 p^0]$, and the tensor decompositions specified in Eqs. (20) and (21), one can calculate the thermodynamic properties of the system

$$n(\Lambda, \xi) = \frac{n_{\text{iso}}(\Lambda)}{\sqrt{1+\xi}}, \quad (41)$$

$$\varepsilon(\Lambda, \xi) = \mathcal{R}(\xi) \varepsilon_{\text{iso}}(\Lambda), \quad (42)$$

$$P_\perp(\Lambda, \xi) = \mathcal{R}_\perp(\xi) P_{\text{iso}}(\Lambda), \quad (43)$$

$$P_\parallel(\Lambda, \xi) = \mathcal{R}_\parallel(\xi) P_{\text{iso}}(\Lambda), \quad (44)$$

where n_{iso} , ε_{iso} , and P_{iso} are the isotropic particle density, energy density, and pressure, respectively, and

$$\mathcal{R}(\xi) \equiv \frac{1}{2} \left[\frac{1}{1+\xi} + \frac{\tan^{-1}\sqrt{\xi}}{\sqrt{\xi}} \right], \quad (45)$$

$$\mathcal{R}_\perp(\xi) \equiv \frac{3}{2\xi} \left[\frac{1 + (\xi^2 - 1)\mathcal{R}(\xi)}{\xi + 1} \right], \quad (46)$$

$$\mathcal{R}_\parallel(\xi) \equiv \frac{3}{\xi} \left[\frac{(\xi + 1)\mathcal{R}(\xi) - 1}{\xi + 1} \right]. \quad (47)$$

Herein, we assume the simple case of a conformal fluid, i.e. $\varepsilon_{\text{iso}} = 3P_{\text{iso}}$. As a result, Eqs. (41)–(44) describe the equation of state of an anisotropic system of classical massless particles with vanishing chemical potential.

⁵ We note that the factor of 2 in the denominator of Eq. (38) is needed if one uses the spheroidal form (5) together with the zeroth and first moments of the Boltzmann equation.

C. Initial conditions

In order to solve the set of partial differential equations (22)–(26) in general (non-boost-invariant (3+1)-dimensional evolution), one has to make a reasonable assumption about the initial conditions at the initial longitudinal proper-time for the hydrodynamic evolution, $\tau = \tau_0$, i.e. one has to define five three-dimensional profiles: $\Lambda(\tau_0, \mathbf{x}_\perp, \varsigma)$, $\xi(\tau_0, \mathbf{x}_\perp, \varsigma)$, $u_x(\tau_0, \mathbf{x}_\perp, \varsigma)$, $u_y(\tau_0, \mathbf{x}_\perp, \varsigma)$, and $\vartheta(\tau_0, \mathbf{x}_\perp, \varsigma)$.

During a heavy-ion collision, due to inelastic interactions the participating nucleons deposit some energy in the space-time volume of the fireball. In this work, we assume that the distribution of deposited energy is well described by the optical Glauber model.⁶ Herein, we assume that the initial energy density is proportional to the scaled initial density of the sources. Therefore, the transverse momentum scale is given by

$$\Lambda(\tau_0, \mathbf{x}_\perp, \varsigma) = \varepsilon_{\text{iso}}^{-1} \left(\varepsilon_0 \frac{\rho(b, \mathbf{x}_\perp, \varsigma)}{\rho(0, \mathbf{0}, 0)} \right), \quad (48)$$

where the proportionality constant ε_0 is chosen in such a way as to reproduce the total number of charged particles measured in the experiment, and $\varepsilon_{\text{iso}}^{-1}(\Lambda)$ function.⁷

The density of sources is constructed using the following mixed model

$$\rho(b, \mathbf{x}_\perp, \varsigma) \equiv \left[(1 - \kappa)(\rho_{\text{WN}}^+(b, \mathbf{x}_\perp) + \rho_{\text{WN}}^-(b, \mathbf{x}_\perp)) + 2\kappa \rho_{\text{BC}}(b, \mathbf{x}_\perp) \right] f(\varsigma - \varsigma_S(b, \mathbf{x}_\perp)), \quad (49)$$

where ρ_{WN}^\pm is the density of wounded nucleons from the left/right-moving nuclei and ρ_{BC} is the density of binary collisions, both of which are obtained using the optical limit of the Glauber model

$$\rho_{\text{WN}}^\pm(b, \mathbf{x}_\perp) \equiv T \left(\mathbf{x}_\perp \mp \frac{\mathbf{b}_\perp}{2} \right) \left[1 - e^{-\sigma_{in} T(\mathbf{x}_\perp \pm \frac{\mathbf{b}_\perp}{2})} \right], \quad (50)$$

$$\rho_{\text{BC}}(b, \mathbf{x}_\perp) \equiv \sigma_{in} T \left(\mathbf{x}_\perp + \frac{\mathbf{b}_\perp}{2} \right) T \left(\mathbf{x}_\perp - \frac{\mathbf{b}_\perp}{2} \right). \quad (51)$$

The longitudinal profile is taken to be

$$f(\varsigma) \equiv \exp \left[-\frac{(\varsigma - \Delta\varsigma)^2}{2\sigma_\xi^2} \Theta(|\varsigma| - \Delta\varsigma) \right]. \quad (52)$$

For the LHC case studied here, we use $\kappa = 0.145$ for the mixing factor and an inelastic cross-section of $\sigma_{in} =$

⁶ Although it is quite interesting, for this first study we do not take into account initial fluctuations in the position of the nucleons or nucleonic substructure. We postpone the Monte-Carlo event-by-event analysis to a future work.

⁷ In principle, one could use the full expression for the energy density given by Eq. (42) in Eq. (48), however, since we use an initial anisotropy profile that is homogeneous in space, this would merely result in the overall multiplicative factor which can be absorbed by rescaling ε_0 .

62 mb. We also restrict ourselves to the minimum-bias studies in which case $b \equiv |\mathbf{b}| = 9.5$ fm. The parameters of the longitudinal profile (52) were fitted to reproduce the pseudorapidity distribution of charged particles with the results being $\Delta\zeta = 2.5$ and $\sigma_\zeta = 1.4$. The shift in rapidity is calculated according to the formula [50]

$$\zeta_S \equiv \frac{1}{2} \ln \frac{\rho_{\text{WN}}^+ + \rho_{\text{WN}}^- + v_P(\rho_{\text{WN}}^+ - \rho_{\text{WN}}^-)}{\rho_{\text{WN}}^+ + \rho_{\text{WN}}^- - v_P(\rho_{\text{WN}}^+ - \rho_{\text{WN}}^-)}, \quad (53)$$

where all functions are understood to be evaluated at a particular value of b and \mathbf{x}_\perp . The participant velocity is defined as $v_P \equiv \sqrt{(\sqrt{s}/2)^2 - (m_N/2)^2}/(\sqrt{s}/2)$ and m_N is the nucleon mass. In Eqs. (50)–(51) we have made use of the thickness function

$$T(\mathbf{x}_\perp) \equiv \int dz \rho_{\text{WS}}(\mathbf{x}_\perp, z), \quad (54)$$

where the nuclear density is given by the Woods-Saxon profile

$$\rho_{\text{WS}}(\mathbf{x}_\perp, z) \equiv \rho_0 \left[1 + \exp\left(\frac{\sqrt{\mathbf{x}_\perp^2 + z^2} - R}{a}\right) \right]^{-1}. \quad (55)$$

For Pb-Pb collisions, we use $\rho_0 = 0.17 \text{ fm}^{-3}$ for the nuclear saturation density, $R = 6.48$ fm for the nuclear radius, and $a = 0.535$ fm for the surface diffuseness of the nucleus.

In the calculations presented herein, we assumed that the produced matter has initially no transverse flow, i.e. $u_x(\tau_0, \mathbf{x}_\perp, \zeta) = u_x(\tau_0, \mathbf{x}_\perp, \zeta) = 0$, while the initial longitudinal flow is of Bjorken form $\vartheta(\tau_0, \mathbf{x}_\perp, \zeta) = \zeta$. For simplicity, the initial anisotropy parameter is assumed to be homogeneous, $\xi(\tau_0, \mathbf{x}_\perp, \zeta) = \xi_0$.⁸

V. RESULTS

In this section, we present our model predictions for the minimum-bias e^+e^- yields resulting from Pb-Pb collisions at LHC with $\sqrt{s} = 2.76$ TeV beam energy. Before presenting our results, we first explain the setup and parameters chosen for our calculations.

Since the differential dilepton rate $dR^{l^+l^-}/d^4P$ given in Eq. (11) is independent of the assumed space-time model, we first evaluate it numerically using double-exponential integration on a uniformly-spaced 4-dimensional grid in M/Λ , p_\perp/Λ , y , and $\log_{10}(\xi + 1)$ such that $M/\Lambda, p_\perp/\Lambda \in \{0.1, 40\}$, $y \in \{-6, 6\}$ and $\log_{10}(\xi + 1) \in \{-1, 3\}$.⁹ The spacing was chosen in such a way that, after building a

four-dimensional interpolating function from the table, we could assume that it is valid at continuous values of these four variables. We then evaluated the remaining integrations over space-time, transverse momentum angle, and transverse momentum or invariant mass appearing in Eqs. (15) using Monte Carlo integration. For the integration over the transverse momentum we have specified the default cuts as follows: $p_\perp^{\text{min}} = 1$ GeV and $p_\perp^{\text{max}} = 20$ GeV, while for the invariant mass integration we used $M^{\text{min}} = 1$ GeV and $M^{\text{max}} = 20$ GeV.

A. Dilepton production with fixed initial conditions

We begin by presenting the minimum-bias dilepton spectra at midrapidity, $y = 0$, calculated assuming fixed initial conditions. The initial central temperature was taken to be $T_0 = 567$ MeV, at a starting time of $\tau_0 = 0.3$ fm/c. For this case, we fixed the initial anisotropy parameter to $\xi_0 = 0$, which means that the system is initially isotropic in momentum space. In Fig. 2 we plot the resulting invariant mass spectra (left) and transverse momentum spectra (right) of dilepton pairs for various values of $\bar{\eta}$. We can see that the spectra flatten with increasing $\bar{\eta}$ and the normalization increases with increasing $\bar{\eta}$. The latter implies that the total final multiplicity changes with changing $\bar{\eta}$. This effect is more visible in the p_\perp spectra. We note here that the fixed-initial-condition behavior described above is monotonic in $\bar{\eta}$. The increase in multiplicity with increasing $\bar{\eta}$ is related to dissipative particle production in the QGP, which would also be reflected in increased final particle multiplicity across all particle types.

B. Dilepton production with fixed final multiplicity

The case presented in Section V A is unphysical since the average final particle multiplicity in a given centrality range is held fixed when presenting experimental results for the dilepton spectra. We presented the prior case only to establish that, for fixed initial temperature, the behavior seen in the final dilepton spectra is monotonic when $\bar{\eta}$ is increased. In this section, we present the same analysis, however, now, for each presented case, the initial central temperature is rescaled in such a way as to keep the final multiplicity of particles at freeze-out fixed. In practice, we fix the number using the integral of $j^\mu u_\mu$ over the freeze-out hypersurface as described in App. A.

Fig. 3 presents the invariant mass spectra (left) and transverse momentum spectra (right) of dilepton pairs at midrapidity, $y = 0$. In the left panel, we can clearly see the effect of the rescaling of the initial temperature for cases with various $\bar{\eta}$, i.e. the spectra does not change significantly as long as the final multiplicity of particles at freeze-out is fixed. However, importantly, we observe that the spectra do not necessarily have a monotonic dependence as $\bar{\eta}$ is increased (see e.g. the left panel of

⁸ On general grounds, one can expect that the level of momentum-space anisotropy is larger in regions that have a lower effective temperature. As a result, our assumption of a constant ξ_0 is a conservative one.

⁹ Note that the dilepton rate is an even function of y , therefore, in practice, we may restrict ourselves to positive values of y only.

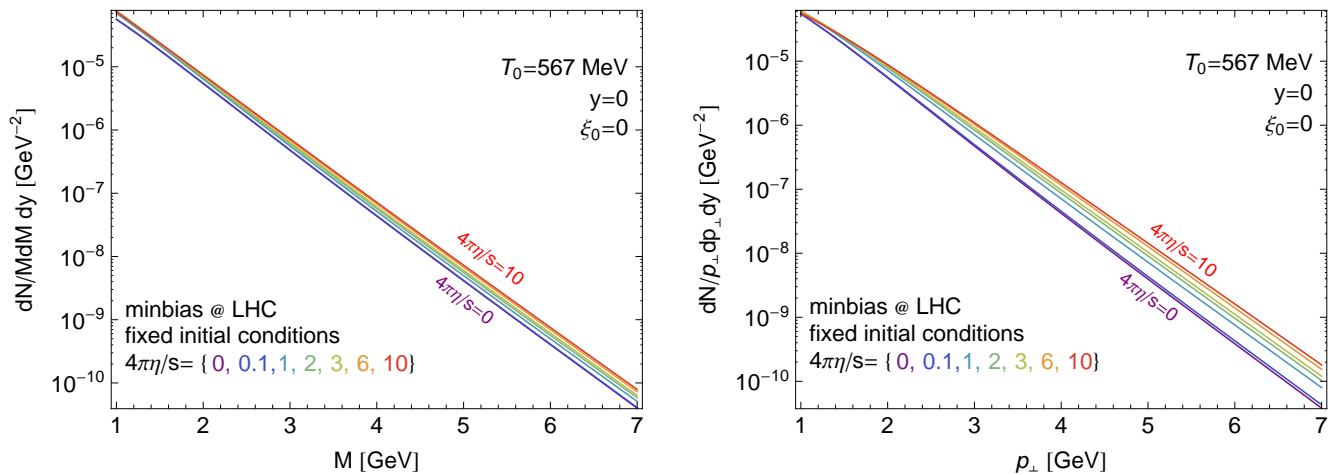


FIG. 2. (Color online) The invariant mass spectra (left) and transverse momentum spectra (right) of dilepton pairs at midrapidity, $y = 0$, for various values of shear viscosity to entropy density ratio $4\pi\bar{\eta} \in \{0, 0.1, 1, 2, 3, 6, 10\}$. For all cases the initial temperature is fixed to $T_0 = 567$ MeV and the system is initially isotropic in momentum space, $\xi_0 = 0$.

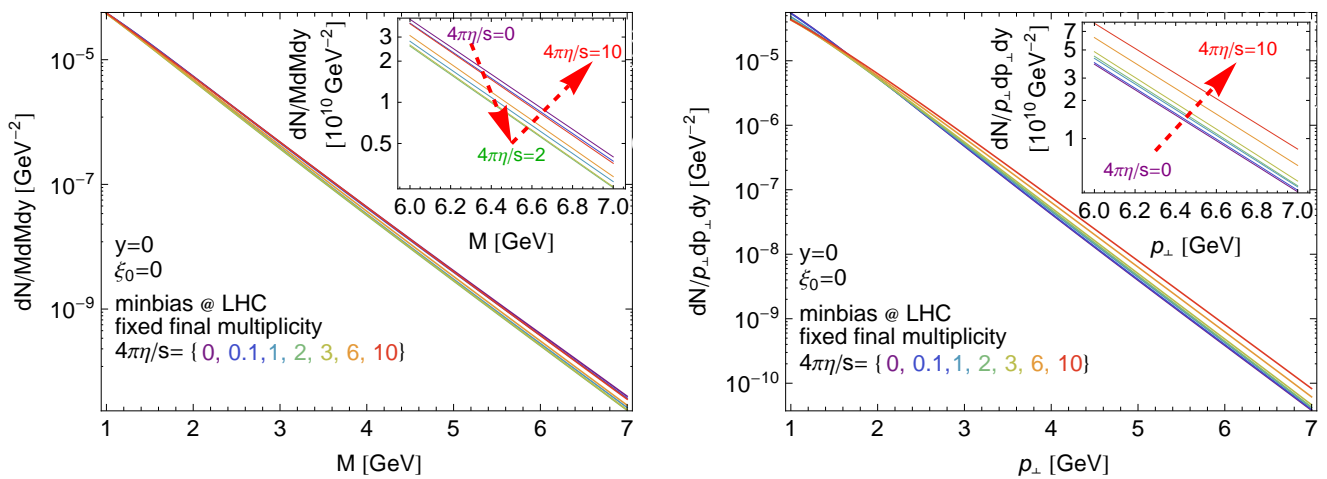


FIG. 3. (Color online) Same as Fig. 2, except here, instead of fixing the initial temperature, we keep the final particle multiplicity fixed.

Fig. 2).

The non-monotonic behavior primarily due to the fact that particle production within anisotropic hydrodynamics is not a monotonic function of $\bar{\eta}$, as it is for standard viscous hydrodynamics [28, 33, 34]. Instead, one observes a maximum in particle production at a certain value of $\bar{\eta}$ which depends on the assumed initial temperature. The fact that there must be a maximum can be anticipated by the fact that particle production should vanish in the both the ideal and free streaming limits.¹⁰ As a result, when fixing the initial temperature to guarantee fixed

final multiplicity, the required temperature may not be monotonically decreasing as $\bar{\eta}$ is increased.

Note that, although the final multiplicity of particles created at freeze-out is fixed, the number of dileptons which are produced in the QGP volume varies with $\bar{\eta}$. As a result, we observe a small but noticeable non-monotonic change in the dilepton invariant mass spectra. Similar arguments also apply to the transverse momentum spectra shown in the right panel of Fig. 3. For the p_{\perp} -spectra the effect is smaller. Based on our final results shown in Fig. 3 one can see that for $4\pi\bar{\eta} \in (1, 3)$, which spans the range of $\bar{\eta}$ extracted from the flow experimental data, the impact of shear viscosity in the system on the dilepton spectra is quite small.

¹⁰ The dependence of particle production on the assumed value of $\bar{\eta}$ is discussed in more detail in Appendix A. In that appendix, we compare particle production as a function of $\bar{\eta}$ using both anisotropic and viscous hydrodynamics.

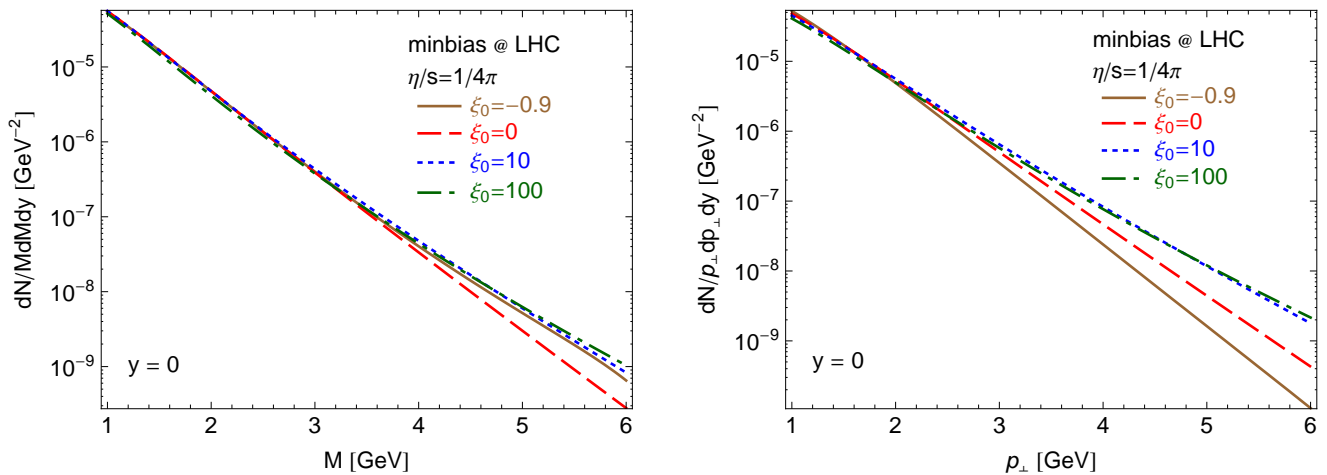


FIG. 4. (Color online) The invariant mass spectra (left) and transverse momentum spectra (right) of dilepton pairs at midrapidity, $y = 0$, for various initial anisotropy conditions, and $4\pi\bar{\eta} = 1$. The results with $\xi_0 = -0.9, 0, 10$, and 100 are denoted by brown solid, red dashed, blue dotted and green dot-dashed lines, respectively.

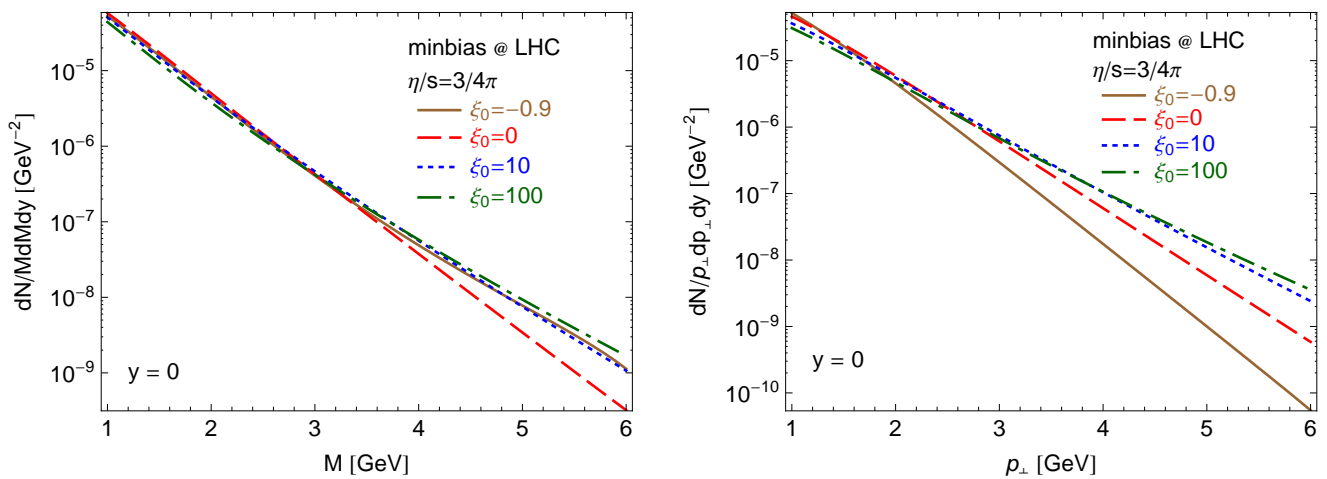


FIG. 5. (Color online) Same as Fig. 4 however here we take $4\pi\bar{\eta} = 3$.

C. Effect of initial anisotropy

We now turn to the analysis of the impact of the initial anisotropy in the system, ξ_0 , on the dilepton spectra. In Figs. 4 and 5 we present invariant mass spectra (left panels) and transverse momentum spectra (right panels) for dilepton pairs at midrapidity, $y = 0$, for various initial anisotropy conditions. The results with $\xi_0 = -0.9, 0, 10$, and 100 are denoted by brown solid, red dashed, blue dotted and green dot-dashed lines, respectively. The values of $\xi_0 < 0$ ($\xi_0 > 0$) correspond to prolate (oblate) initial momentum distribution functions. In Fig. 4 we keep the viscosity fixed to $\bar{\eta} = 1/4\pi$ while in Fig. 5 we set $\bar{\eta} = 3/4\pi$. In each case the initial energy density at the center, ε_0 , is rescaled to keep the final multiplicity of particles at freeze-out fixed. The values of ε_0 used in each case are listed in Table I. From Figs. 4 and 5, one can clearly see that the transverse momentum spectra

$4\pi\bar{\eta}/s$ \ ξ_0	-0.9	0	10	100
0.1	-	72.11	-	-
1	77.33	64.53	57.88	56.08
3	81.59	60.44	52.91	51.87

TABLE I. Values of the initial central energy density, ε_0 [GeV/fm³], used in all the figures of this Section except for Figs. 2 and 3.

are quite sensitive to the initial momentum anisotropy in the system. For an initially oblate configuration, they are becoming flatter. The opposite behavior is observed for an initially prolate configuration. This effect is particularly significant for large values of p_\perp . This opens possibility to measure initial anisotropy of the plasma by looking at large p_\perp dilepton pairs at LHC. The behavior

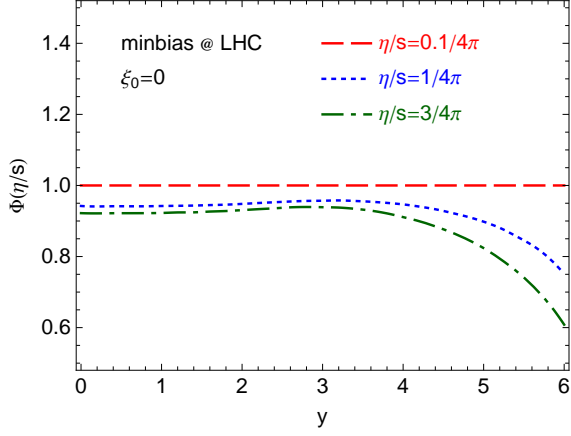


FIG. 6. (Color online) The rapidity dependence of the dilepton modification factor $\Phi(\bar{\eta})$ for $4\pi\bar{\eta} \in \{0.1, 1, 3\}$ denoted by red dashed, blue dotted and green dashed-dotted lines, respectively. The initial anisotropy is $\xi_0 = 0$ in this case. In this case we also use default cuts: $p_{\perp}^{min} = 1$ GeV, $p_{\perp}^{max} = 20$ GeV, $M^{min} = 1$ GeV and $M^{max} = 20$ GeV.

of the invariant mass spectra, on the other hand, is more difficult to understand since, in this case, both oblate and prolate initial conditions lead to a flattening of the spectra. Note that a similar effect will occur if one includes the viscous correction to the distribution function and instead uses second order viscous hydrodynamics. For more information on the behavior of the distribution functions see App. B.

D. Production at forward rapidities

We close this Section by presenting an analysis of dilepton production at the forward rapidities following the preliminary study made in Ref. [51]. In Fig. 6 we present the dilepton modification factor

$$\Phi(\bar{\eta}) \equiv \left(\frac{dN^{e^+e^-}(\bar{\eta})}{dy} \right) \bigg/ \left(\frac{dN^{e^+e^-}(\bar{\eta} = 0.1/4\pi)}{dy} \right), \quad (56)$$

for $4\pi\bar{\eta} \in \{0.1, 1, 3\}$ and fixed value of $\xi_0 = 0$. In this figure, one sees that increasing the value of $\bar{\eta}$ results in a suppression of particle production. The emission is more suppressed when we go to more forward rapidities, up to 40% in the most extreme case. In Fig. 7, we present a complementary study of the dilepton modification factor (analogous to (56))

$$\tilde{\Phi}(\xi_0) \equiv \left(\frac{dN^{e^+e^-}(\xi_0)}{dy} \right) \bigg/ \left(\frac{dN^{e^+e^-}(\xi_0 = 0)}{dy} \right). \quad (57)$$

for $\xi_0 = -0.9, 0, 10$ and 100 (the notation is the same as in Section V C) and for $4\pi\bar{\eta} = 1$ (top panel) and $4\pi\bar{\eta} = 3$ (bottom panel). Similarly to Fig. 6, we observe a suppression of the dilepton production at forward rapidities,

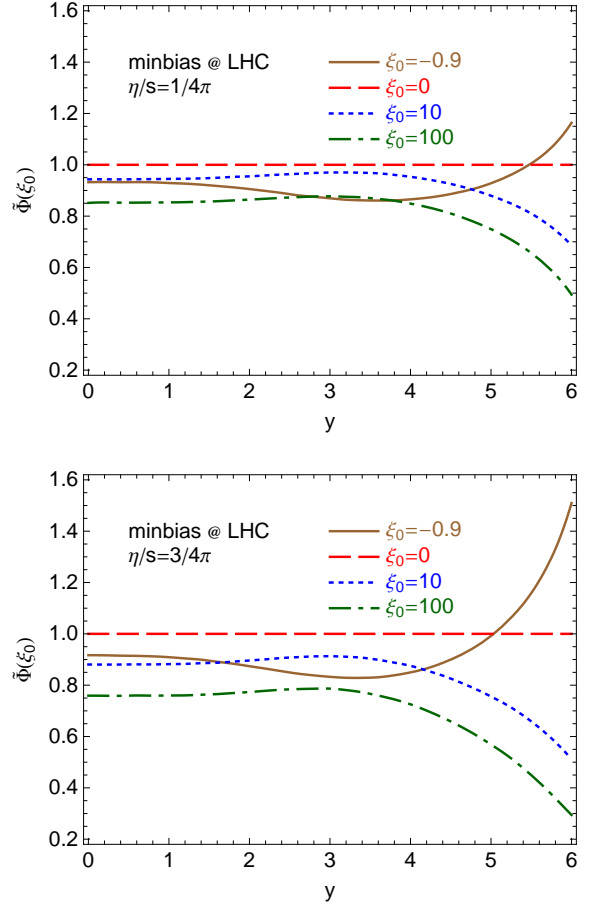


FIG. 7. (Color online) The rapidity dependence of the dilepton modification factor $\tilde{\Phi}(\xi_0)$ for $\xi_0 = -0.9, 0, 10$ and 100 (notation is the same as in Section V C) and for $4\pi\bar{\eta} = 1$ (top panel) and $4\pi\bar{\eta} = 3$ (bottom panel). The p_{\perp} and M cuts are the same as in Fig. 6.

which increases with increasing initial anisotropy parameter ξ_0 and the viscosity in the system. Moreover, we observe the opposite effect when the distribution is initially prolate. In this case, we find dilepton enhancement at forward rapidities together with moderate suppression in midrapidity. These effects provide the possibility to probe the initial degree of thermalization of the system by looking at forward rapidity emission of dilepton pairs. Finally, in Fig. 8, we present the dilepton enhancement factor $\tilde{\Phi}$ with different cuts corresponding to $3 \text{ GeV} < p_{\perp} < 20 \text{ GeV}$ and $3 \text{ GeV} < M < 20 \text{ GeV}$. As can be seen from this figure, high-energy dilepton emissions are more sensitive to the level of momentum-space anisotropic in the quark-gluon plasma. Of course, since statistics are more limited, high-energy dilepton spectra are usually more difficult to measure accurately.

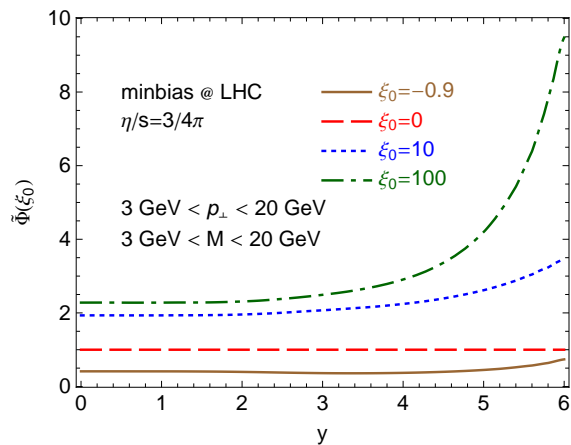


FIG. 8. (Color online) Same as the bottom panel of Fig. 7, except high-energy cuts of $3 \text{ GeV} < p_\perp < 20 \text{ GeV}$ and $3 \text{ GeV} < M < 20 \text{ GeV}$.

VI. CONCLUSIONS

In this paper we computed the dilepton invariant mass and transverse momentum spectra produced from the quark-gluon plasma. To accomplish this, we used the leading-order (3+1)-dimensional anisotropic hydrodynamics equations obtained from the zeroth and first moments of the Boltzmann equation and assumed a conformal (ideal) equation of state. The anisotropic hydrodynamics equations solved allow for both azimuthal spatial anisotropy and a realistic rapidity profile. In this paper we considered a fixed (min-bias) impact parameter. We found that, when adjusting the initial temperature in order to enforce fixed final particle multiplicity, both the dilepton invariant mass and transverse momentum spectra show only a weak dependence on the assumed value of η/s .

A similar conclusion was found in an earlier works that used a much more primitive model of the dynamics [21, 51]. With the inclusion of the full (3+1)-dimensional dynamics using anisotropic hydrodynamics, we are now more confident that the dilepton spectra only have a weak dependence on the assumed value of η/s . That being said, in these previous works the possibility of a finite initial momentum-space anisotropy ξ_0 was not considered. In this work we found that the high-mass and high-transverse-momentum dilepton spectra are quite sensitive to the initial level of momentum-space anisotropy. Additionally, we demonstrated that the rapidity dependence of dilepton production is also sensitive to the initial level of momentum-space anisotropy. These observations offer some hope that one might be able to experimentally determine information about early-time momentum-space anisotropies generated in heavy-ion collisions using dilepton production.

In this work we made a few simplifying assumptions that will be improved in future works. The first of these

is that we only study min-bias collisions. The magnitude of the effects seen here could depend on centrality in a non-trivial way since in central collisions the plasma lifetime is significantly longer but the level of momentum-space anisotropy developed dynamically in the center of the fireball will be reduced. We plan to make a systematic study of the centrality dependence of our results in a forthcoming paper. Another crucial assumption was that we used only the leading order (Born) rate for dilepton production. It is possible that inclusion of the next-to-leading order rate could significantly modify our conclusions. Unfortunately, to the best of our knowledge such a calculation only exists for an isotropic quark-gluon plasma [13]. It would be very interesting to see if these calculations could be extended to the case of an anisotropic quark-gluon plasma.

Finally, we mention a major shortcoming of the work contained herein, namely that throughout we have assumed that the system is in chemical equilibrium at all times. This assumption is implicit in our treatment since we do not make any attempt to decompose the fluid into its separate quark and gluon components and we additionally assume that the number equilibration of our single-component fluid is governed by the same relaxation-time collision kernel as we use to describe kinetic equilibration. In order to go beyond these assumptions, one would need to implement a multicomponent anisotropic fluid similar to Refs. [30, 31] but going beyond this work to also implement quark/gluon number changing reactions, e.g. $q\bar{q} \leftrightarrow gg$ and $gg \leftrightarrow ggg$, using methods similar to Ref. [52]. In this case, one would need to take into account the non-equilibrium “fugacities” of the quarks and gluons and their influence on dilepton production as was done first in Ref. [7]. For dilepton production, the underpopulation of quarks at early times after the nuclear impact could cause a measurable suppression of QGP dilepton production since this is dominated by the $q\bar{q}$ annihilation at leading order.

Looking forward, one should also consider polarized dilepton emission as suggested in Ref. [53]. The polarization asymmetry could be quite sensitive to early-time momentum-space anisotropies and possibly also to the assumed value of η/s . Finally, we mention that another ideal observable that should be studied further is the emission of real photons. This has been studied using viscous hydrodynamics in Refs. [54–56] and using simple models of anisotropy evolution in the plasma [57–64]. It is necessary to extend these studies to include the (3+1)-dimensional evolution of the QGP using anisotropic hydrodynamics in order to draw more firm conclusions about the effect of momentum-space anisotropies on photon production. We also mention that, like dileptons, a difficult, but necessary, step will be to extend the NLO calculation of photon production first obtained in Refs. [11, 12, 14] to an anisotropic quark-gluon plasma. The difficulty in this calculation stems from the presence of color plasma instabilities that render the NLO rate formally infinite. In practice, these infinities will be reg-

ulated due to the eventual saturation of unstable mode growth, but how to implement this in practice is an open question.

ACKNOWLEDGMENTS

R.R. was supported by Polish National Science Center Grant No. DEC-2012/07/D/ST2/02125. M.S. was supported by U.S. DOE Award No. DE-AC0205CH11231.

Appendix A: Particle production in viscous and anisotropic hydrodynamics

One can show that particle production within anisotropic hydrodynamics is not a monotonically increasing function of shear viscosity to entropy density, η/s . This behavior is in agreement with exact solutions of RTA Boltzmann equation [28, 33, 34]. The fact that there must be a maximum in particle production as a function of η/s can be anticipated by the fact that particle production should vanish in both the ideal and free streaming limits. The behavior found using anisotropic hydrodynamics is qualitatively different than all known standard second-order viscous hydrodynamics approaches, which predict that particle production increases monotonically as η/s increases. The non-monotonicity of particle production becomes particularly important when enforcing fixed final multiplicity of particles, since this is typically accomplished by rescaling the initial central temperature while holding other parameters fixed. Such a temperature rescaling can affect dilepton yields, since there is strong sensitivity of the dilepton spectra to the temperature of the emitting source.

In order to extract the freeze-out hypersurface, we parameterize space-time in the following way

$$\begin{aligned} t &= (\tau_0 + d(\zeta, \phi, \theta) \sin \theta \sin \zeta) \cosh(d(\zeta, \phi, \theta) \cos \theta), \\ x &= d(\zeta, \phi, \theta) \sin \theta \cos \zeta \cos \phi, \\ y &= d(\zeta, \phi, \theta) \sin \theta \cos \zeta \sin \phi, \\ z &= (\tau_0 + d(\zeta, \phi, \theta) \sin \theta \sin \zeta) \sinh(d(\zeta, \phi, \theta) \cos \theta). \end{aligned} \quad (\text{A1})$$

This parametrization leads to simple formulas for the space-time rapidity ς , longitudinal proper time τ , and the transverse distance r ,

$$\begin{aligned} \varsigma &= d(\zeta, \phi, \theta) \cos \theta, \\ \tau &= \tau_0 + d(\zeta, \phi, \theta) \sin \theta \sin \zeta, \\ r &= d(\zeta, \phi, \theta) \cos \zeta. \end{aligned} \quad (\text{A2})$$

The three angles ζ , ϕ , and θ are restricted to the ranges

$$\begin{aligned} 0 &\leq \zeta \leq \pi/2, \\ 0 &\leq \phi < 2\pi, \\ 0 &\leq \theta \leq \pi. \end{aligned} \quad (\text{A3})$$

The quantity $d(\zeta, \phi, \theta)$ describes the distance between a point on the freeze-out hypersurface and the coordinate system's origin ($\tau = \tau_0, x = 0, y = 0, \varsigma = 0$). The

parametrization (A1) works quite well for all smooth initial conditions where the distance d is a function of ζ , ϕ , and θ . Using the parametrization (A1), one can integrate the particle number on the freeze-out hypersurface specified by constant effective temperature T_{FO} in the following way

$$N = \int d\Sigma_\mu u^\mu n \left(T_{\text{FO}} \mathcal{R}^{-1/4} (\xi(\zeta, \phi, \theta)), \xi(\zeta, \phi, \theta) \right), \quad (\text{A4})$$

where the form of $d\Sigma_\mu$ may be obtained with the help of the formula known from differential geometry

$$d\Sigma_\mu = \varepsilon_{\mu\alpha\beta\gamma} \frac{\partial x^\alpha}{\partial \zeta} \frac{\partial x^\beta}{\partial \phi} \frac{\partial x^\gamma}{\partial \theta} d\zeta d\phi d\theta. \quad (\text{A5})$$

The tensor $\varepsilon_{\mu\alpha\beta\gamma}$ is the four-index antisymmetric Levi-Civita tensor with $\varepsilon_{0123} = 1$. The quantity $d\Sigma_\mu$ defines a four-vector that is perpendicular to the hypersurface at point x^μ . Its norm is equal to the volume of the hypersurface element. The variables ζ , ϕ , and θ introduce a coordinate system in Minkowski space parameterizing the positions of points on the freeze-out hypersurface. Their ordering is chosen in such a way that $d\Sigma_\mu$ points in the direction of decreasing temperature.

In Fig. 9, we plot the particle production measure, $N_{\text{aniso}}/N_{\text{ideal}} - 1$ as a function of $\bar{\eta}$, where $N_{\text{aniso (ideal)}}$ denotes the density of gluons (41) integrated on the isothermal hypersurface, i.e. surface satisfying $T_{\text{eff}} = T_{\text{FO}} = 150$ MeV. In Fig. 9, blue diamonds and black squares present the calculation for boost-invariant versions of viscous and anisotropic hydrodynamic models, respectively. The (2+1)-dimensional viscous hydrodynamics results were generated using the code of Luzum and Romatschke [65]. We also show results for full (3+1)-dimensional anisotropic code (red dots). We note that there is some quantitative uncertainty in the presented results due to the effective-temperature freeze-out prescription used. Another possibility for the freeze-out condition would be to use a constant value of the Knudsen number [66]. We have not considered this possibility in this work.

Appendix B: Comparison of the anisotropic hydrodynamics distribution function with second-order viscous hydrodynamics

As mentioned in the body of the paper, as the amount of initial anisotropy increases, one has to increase the transverse momentum scale in order to keep the final multiplicity fixed, which causes the dilepton spectra to become flatter. However, this behavior is not unique to anisotropic hydro. The same thing happens in viscous hydrodynamics but the quantitative details are somewhat different as we will now explain.

At first one might think that the opposite behavior occurs in viscous hydrodynamics since, in this case, as one increases the magnitude of the initial shear in order to decrease the longitudinal pressure relative to the

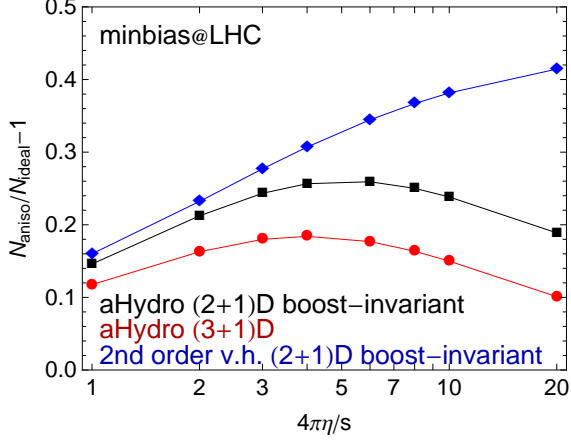


FIG. 9. (Color online) The η/s dependence of the particle production measure $N_{\text{aniso}}/N_{\text{ideal}} - 1$. Black squares and red dots denote the (2+1)D boost-invariant and (3+1)D anisotropic hydrodynamics, respectively. We compare them with the results obtained within (2+1)D boost-invariant viscous hydrodynamics (blue diamonds).

transverse pressure, one must lower initial temperature in order to fix the final multiplicity. However, this lowering of the initial temperature is not the whole picture. If one includes the viscous correction to the distribution function, one finds that the one-particle distribution function becomes flatter in the transverse momentum direction due to the shear correction. To see this in practice, consider the case of (0+1)-D expansion of a massless (ideal) fluid/gas. In this case, one has $\pi^{\mu\nu} = \text{diag}(0, \Pi/2, \Pi/2, -\Pi)$ and

$$f = f_{\text{eq}}\left(\frac{p}{T}\right) \left[1 + \frac{p_{\mu}\pi^{\mu\nu}p_{\nu}}{2(\varepsilon + P)T^2} \right] \\ = f_{\text{eq}}\left(\frac{p}{T}\right) \left[1 + \frac{3\Pi}{16\varepsilon T^2}(p_{\perp}^2 - 2p_{\parallel}^2) \right]. \quad (\text{B1})$$

In order to visualize this, in Fig. 10 we have plotted the initial one-particle distribution function resulting from Eq. (B1) for a typical initial condition similar to the ones used in the manuscript. The left panel of Fig. 10 shows the case $p_{\parallel} = 0$ as a function of p_{\perp} and the right panel shows the case that $p_{\perp} = 0$ as a function of p_{\parallel} . In both panels, the black line corresponds to $\xi_0 = 0$ (isotropic) and the red-dashed line to $\xi_0 = 10$ (oblate). In order to compare the two different initial anisotropies, we have adjusted the initial temperature such that the final particle number given by $\tau_{\text{FO}}n(\tau_{\text{FO}}) \propto \tau_{\text{FO}}T_{\text{FO}}^3$ is held fixed, where $T_{\text{FO}} = 150$ MeV is the freeze-out temperature and τ_{FO} is the corresponding freeze-out proper time. As can be seen from the left panel of Fig. 10, the increase in the initial shear necessary to generate a pressure anisotropy corresponding to $\xi_0 = 10$ results in a flatter

p_{\perp} -dependence of the distribution function. In the right

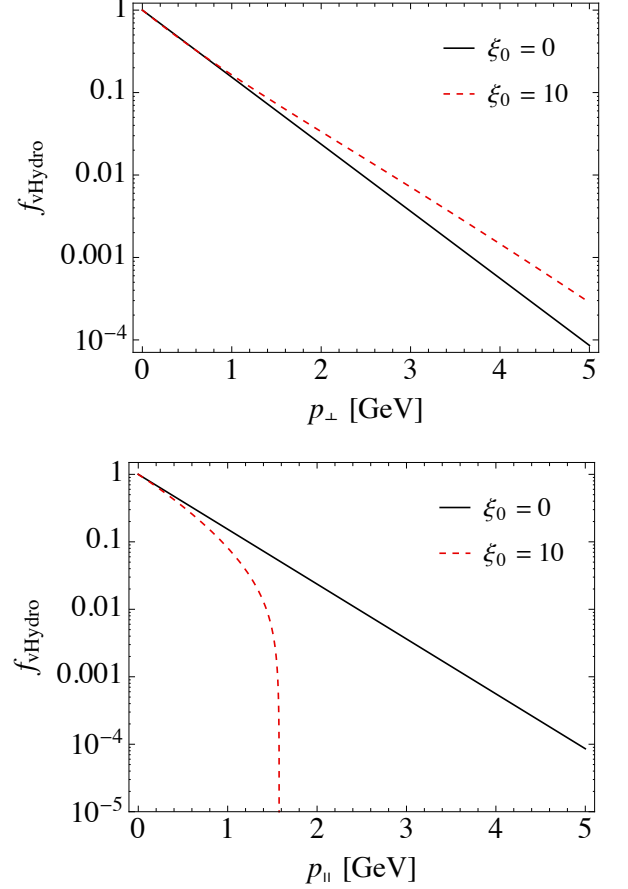


FIG. 10. Distribution function resulting from (0+1)-D viscous hydrodynamics. Here $\tau = \tau_0 = 0.3$ fm/c and $4\pi\eta/s = 3$. For $\xi_0 = 0$, $T_0 = 534$ MeV and for $\xi_0 = 10$, $T_0 = 502$ MeV.

panel of Fig. 10 we see a steeper p_{\parallel} -dependence of the distribution function which eventually becomes unphysical (negative) at sufficiently large p_{\parallel} .

The results obtained from viscous hydrodynamics can be contrasted with similar results obtained using the spheroidal ansatz (5) for the distribution function (see Fig. 11). As we can see from Fig. 11, the results are qualitatively similar, however, there is a more pronounced flattening of the p_T -dependence of the distribution function using anisotropic hydrodynamics. This increased flattening could result in more sensitivity to the assumed value of ξ_0 . However, one should also note in this context that the one-particle distribution function is always positive-definite using anisotropic hydrodynamics as demonstrated by the right panel of Fig. 11. Since anisotropic hydrodynamics goes beyond the leading anisotropy correction included in Eq. (B1) it is not surprising that the end effect might be larger flattening of the p_{\perp} spectra, however, we cannot say a priori whether or not the anisotropic hydrodynamics ansatz for the distribution function overestimates the flattening.

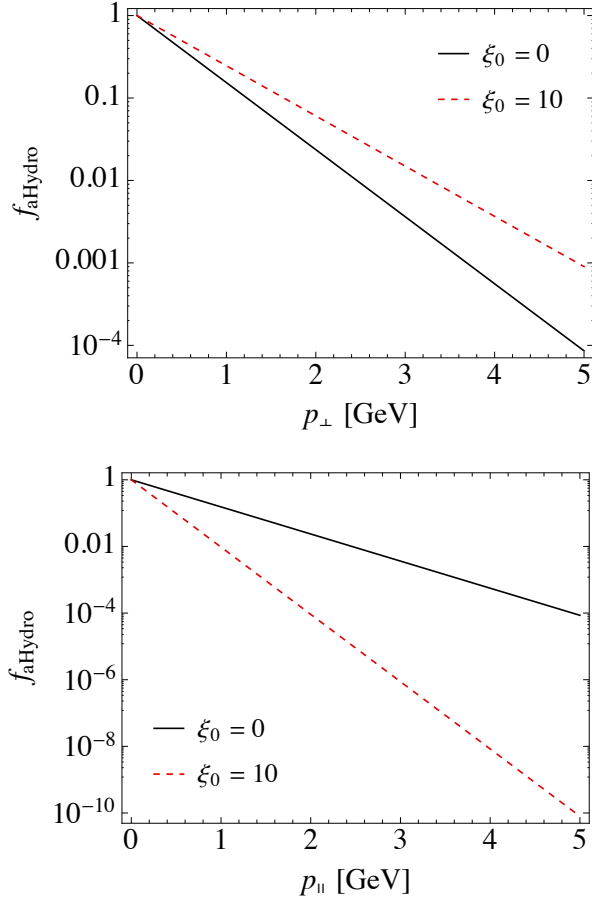


FIG. 11. Distribution function resulting from (0+1)-D anisotropic hydrodynamics. Here $\tau = \tau_0 = 0.3$ fm/c and $4\pi\eta/s = 3$. For $\xi_0 = 0$, $T_0 = 534$ MeV and for $\xi_0 = 10$, $T_0 = 511$ MeV.

-
- [1] M. Strickland, *Pramana* **84**, 671 (2015), arXiv:1312.2285 [hep-ph].
- [2] E. V. Shuryak, *Phys.Lett.* **B78**, 150 (1978).
- [3] G. Domokos and J. I. Goldman, *Phys.Rev.* **D23**, 203 (1981).
- [4] K. Kajantie and H. Miettinen, *Z.Phys.* **C9**, 341 (1981).
- [5] K. Kajantie, J. I. Kapusta, L. D. McLerran, and A. Mekjian, *Phys.Rev.* **D34**, 2746 (1986).
- [6] J. I. Kapusta, L. D. McLerran, and D. Kumar Srivastava, *Phys. Lett.* **B283**, 145 (1992).
- [7] M. Strickland, *Phys.Lett.* **B331**, 245 (1994).
- [8] R. Rapp and J. Wambach, *Adv.Nucl.Phys.* **25**, 1 (2000), arXiv:hep-ph/9909229 [hep-ph].
- [9] R. Rapp and E. V. Shuryak, *Phys.Lett.* **B473**, 13 (2000), arXiv:hep-ph/9909348 [hep-ph].
- [10] R. Rapp, *Phys.Rev.* **C63**, 054907 (2001), arXiv:hep-ph/0010101 [hep-ph].
- [11] P. Arnold, G. D. Moore, and L. G. Yaffe, *JHEP* **11**, 057 (2001), hep-ph/0109064.
- [12] P. Arnold, G. D. Moore, and L. G. Yaffe, *JHEP* **12**, 009 (2001), hep-ph/0111107.
- [13] P. Aurenche, F. Gelis, G. Moore, and H. Zaraket, *JHEP* **0212**, 006 (2002), arXiv:hep-ph/0211036 [hep-ph].
- [14] P. B. Arnold, G. D. Moore, and L. G. Yaffe, *JHEP* **0206**, 030 (2002), arXiv:hep-ph/0204343 [hep-ph].
- [15] K. Dusling and S. Lin, *Nucl.Phys.* **A809**, 246 (2008), arXiv:0803.1262 [nucl-th].
- [16] G. Vujanovic, C. Young, B. Schenke, R. Rapp, S. Jeon, *et al.*, *Phys.Rev.* **C89**, 034904 (2014), arXiv:1312.0676 [nucl-th].
- [17] S. Endres, H. van Hees, J. Weil, and M. Bleicher, *Phys.Rev.* **C91**, 054911 (2015), arXiv:1412.1965 [nucl-th].
- [18] R. Rapp, *Adv.High Energy Phys.* **2013**, 148253 (2013), arXiv:1304.2309 [hep-ph].
- [19] T. Sakaguchi, *Pramana* **84**, 845 (2015), arXiv:1401.2481 [nucl-ex].
- [20] M. Martinez and M. Strickland, *Phys.Rev.Lett.* **100**, 102301 (2008), arXiv:0709.3576 [hep-ph].
- [21] M. Martinez and M. Strickland, *Phys.Rev.* **C78**, 034917 (2008), arXiv:0805.4552 [hep-ph].
- [22] M. Martinez and M. Strickland, *Nucl. Phys.* **A848**, 183 (2010), arXiv:1007.0889 [nucl-th].
- [23] W. Florkowski and R. Ryblewski, *Phys.Rev.* **C83**, 034907

- (2011), arXiv:1007.0130 [nucl-th].
- [24] R. Ryblewski and W. Florkowski, J.Phys.G **G38**, 015104 (2011), arXiv:1007.4662 [nucl-th].
- [25] M. Martinez and M. Strickland, Nucl.Phys. **A856**, 68 (2011), arXiv:1011.3056 [nucl-th].
- [26] R. Ryblewski and W. Florkowski, Eur.Phys.J. **C71**, 1761 (2011), arXiv:1103.1260 [nucl-th].
- [27] W. Florkowski and R. Ryblewski, Phys.Rev. **C85**, 044902 (2012), arXiv:1111.5997 [nucl-th].
- [28] M. Martinez, R. Ryblewski, and M. Strickland, Phys.Rev. **C85**, 064913 (2012), arXiv:1204.1473 [nucl-th].
- [29] R. Ryblewski and W. Florkowski, Phys.Rev. **C85**, 064901 (2012), arXiv:1204.2624 [nucl-th].
- [30] W. Florkowski, R. Maj, R. Ryblewski, and M. Strickland, Phys.Rev. **C87**, 034914 (2013), arXiv:1209.3671 [nucl-th].
- [31] W. Florkowski and R. Maj, Acta Phys.Polon. **B44**, 2003 (2013), arXiv:1309.2786 [nucl-th].
- [32] R. Ryblewski, J.Phys. **G40**, 093101 (2013).
- [33] W. Florkowski, R. Ryblewski, and M. Strickland, Nucl.Phys. **A916**, 249 (2013), arXiv:1304.0665 [nucl-th].
- [34] D. Bazow, U. W. Heinz, and M. Strickland, Phys.Rev. **C90**, 044908 (2014), arXiv:1311.6720 [nucl-th].
- [35] L. Tinti and W. Florkowski, Phys.Rev. **C89**, 034907 (2014), arXiv:1312.6614 [nucl-th].
- [36] W. Florkowski, R. Ryblewski, M. Strickland, and L. Tinti, Phys.Rev. **C89**, 054909 (2014), arXiv:1403.1223 [hep-ph].
- [37] W. Florkowski and O. Madetko, Acta Phys.Polon. **B45**, 1103 (2014), arXiv:1402.2401 [nucl-th].
- [38] M. Nopoush, R. Ryblewski, and M. Strickland, Phys.Rev. **C90**, 014908 (2014), arXiv:1405.1355 [hep-ph].
- [39] G. S. Denicol, W. Florkowski, R. Ryblewski, and M. Strickland, Phys.Rev. **C90**, 044905 (2014), arXiv:1407.4767 [hep-ph].
- [40] M. Nopoush, R. Ryblewski, and M. Strickland, Phys.Rev. **D91**, 045007 (2015), arXiv:1410.6790 [nucl-th].
- [41] L. Tinti, (2014), arXiv:1411.7268 [nucl-th].
- [42] M. Strickland, Acta Phys.Polon. **B45**, 2355 (2014), arXiv:1410.5786 [nucl-th].
- [43] P. Romatschke and M. Strickland, Phys. Rev. **D68**, 036004 (2003), hep-ph/0304092.
- [44] P. Romatschke and M. Strickland, Phys.Rev. **D70**, 116006 (2004), arXiv:hep-ph/0406188 [hep-ph].
- [45] W. Florkowski, R. Ryblewski, and M. Strickland, Phys. Rev. **C88**, 024903 (2013), arXiv:1305.7234 [nucl-th].
- [46] W. Florkowski, E. Maksymiuk, R. Ryblewski, and M. Strickland, Phys.Rev. **C89**, 054908 (2014), arXiv:1402.7348 [hep-ph].
- [47] W. Florkowski and E. Maksymiuk, J.Phys. **G42**, 045106 (2015), arXiv:1411.3666 [hep-ph].
- [48] G. S. Denicol, U. W. Heinz, M. Martinez, J. Noronha, and M. Strickland, Phys.Rev.Lett. **113**, 202301 (2014), arXiv:1408.5646 [hep-ph].
- [49] G. S. Denicol, U. W. Heinz, M. Martinez, J. Noronha, and M. Strickland, Phys.Rev. **D90**, 125026 (2014), arXiv:1408.7048 [hep-ph].
- [50] P. Bozek and I. Wyskiel, Phys.Rev. **C79**, 044916 (2009), arXiv:0902.4121 [nucl-th].
- [51] M. Martinez and M. Strickland, Eur.Phys.J. **C61**, 905 (2009), arXiv:0808.3969 [hep-ph].
- [52] T. Biro, E. van Doorn, B. Muller, M. Thoma, and X. Wang, Phys.Rev. **C48**, 1275 (1993), arXiv:nucl-th/9303004 [nucl-th].
- [53] E. Shuryak, (2012), arXiv:1203.1012 [nucl-th].
- [54] M. Dion, J.-F. Paquet, B. Schenke, C. Young, S. Jeon, *et al.*, Phys.Rev. **C84**, 064901 (2011), arXiv:1109.4405 [hep-ph].
- [55] R. Chatterjee, H. Holopainen, T. Renk, and K. J. Eskola, Phys.Rev. **C83**, 054908 (2011), arXiv:1102.4706 [hep-ph].
- [56] C. Shen, U. W. Heinz, J.-F. Paquet, I. Kozlov, and C. Gale, Phys.Rev. **C91**, 024908 (2015), arXiv:1308.2111 [nucl-th].
- [57] B. Schenke and M. Strickland, Phys. Rev. **D76**, 025023 (2007), arXiv:hep-ph/0611332.
- [58] B. Schenke, *Collective Phenomena in the Non-Equilibrium Quark-Gluon Plasma*, Ph.D. thesis, Johann Wolfgang Goethe-University, Frankfurt am Main, Germany (2008), arXiv:0810.4306 [hep-ph].
- [59] L. Bhattacharya and P. Roy, Phys.Rev. **C78**, 064904 (2008), arXiv:0809.4596 [hep-ph].
- [60] L. Bhattacharya and P. Roy, Phys.Rev. **C79**, 054910 (2009), arXiv:0812.1478 [hep-ph].
- [61] L. Bhattacharya and P. Roy, Phys.Rev. **C81**, 054904 (2010), arXiv:0907.3607 [hep-ph].
- [62] L. Bhattacharya and P. Roy, J.Phys.G **G37**, 105010 (2010), arXiv:1001.1054 [hep-ph].
- [63] L. McLerran and B. Schenke, Nucl.Phys. **A929**, 71 (2014), arXiv:1403.7462 [hep-ph].
- [64] G. Baym and T. Hatsuda, PTEP **2015**, 031D01 (2014), arXiv:1405.1376 [nucl-th].
- [65] M. Luzum and P. Romatschke, Phys.Rev.Lett. **103**, 262302 (2009), arXiv:0901.4588 [nucl-th].
- [66] H. Niemi and G. Denicol, (2014), arXiv:1404.7327 [nucl-th].