



# CHORUS

This is the accepted manuscript made available via CHORUS. The article has been published as:

## Gravity waves generated by sounds from big bang phase transitions

Tigran Kalaydzhyan and Edward Shuryak

Phys. Rev. D **91**, 083502 — Published 1 April 2015

DOI: [10.1103/PhysRevD.91.083502](https://doi.org/10.1103/PhysRevD.91.083502)

# Gravity Waves generated by Sounds from Big Bang Phase Transitions

Tigran Kalaydzhyan and Edward Shuryak

*Department of Physics and Astronomy, Stony Brook University,  
Stony Brook, New York 11794-3800, USA*

(Dated: February 10, 2015)

Inhomogeneities associated with the cosmological QCD and electroweak phase transitions produce hydrodynamical perturbations, longitudinal sounds and rotations. It has been demonstrated by Hindmarsh *et al.* [1] that the sounds produce gravity waves (GW) well after the phase transition is over. We further argue, that, under certain conditions, an *inverse acoustic cascade* may occur and move sound perturbations from the (UV) momentum scale at which the sound is originally produced to much smaller (IR) momenta. Weak turbulence regime of this cascade is studied via Boltzmann equation, possessing stationary power and time-dependent self-similar solutions. We suggest certain indices for strong turbulence regime as well, into which the cascade eventually proceeds. Finally, we point out that two on shell sound waves can produce one on-shell gravity wave, and evaluate the rate of the process using standard *sound loop diagram*.

## I. INTRODUCTION

We think that our Universe has been “boiling” at its early stages at least three times: at the initial equilibration, when entropy was produced, at electroweak and QCD phase transitions. On general grounds, these should have produced certain out-of-equilibrium effects. It remains a great challenge to all of us to find a way to observe their consequences experimentally, or at least evaluate their magnitude theoretically.

Thirty years ago, in a very influential paper Witten [3] discussed the bubble dynamics, assuming that cosmic QCD phase transition is of the first order. Among other things, he pointed out that bubble coalescence/collisions produce inhomogeneities of the energy density, which lead to the gravity waves (GW) production. These ideas were soon further developed by Hogan [4] who identified relevant frequencies and provided the first estimates of the radiation intensity.

Hogan also was the first to mention the subject of this work – generation of the GW from the sound. Unfortunately, this idea was dormant for a very long time, being recently revived by Hindmarsh *et al.* [1], who found the hydrodynamic sound waves to be the dominant source of the GW (see also a later work [2]). This paper had triggered our interest to the subject. Hindmarsh *et al.*, however, were performing numerical simulations of (variant of) the electroweak (EW) phase transition, in the traditional first order transition setting. It makes clear that previous calculations of the GW yield – such as, e.g., [5] for the QCD transition – need to be strongly modified, including the dynamics of the sound waves. We will return to discussion of [1] in Section IV D.

Our paper refers to both QCD and EW transitions, with emphasis on the former case, both because of favorable observational prospects and our background. The main point of our paper is that, given a huge dynamical range of the problem, it is clearly impossible to cover it in a single numerical setting. We suggest to split the problem into distinct stages, each with its own physics, scales and technique. We will list them starting from

the UV end of the spectrum, with momenta of the order of ambient temperature  $k \sim T_c$  and ending at the IR end of the spectrum,  $k \sim 1/t_{life}$ , limited by the cosmological horizon (inverse to the Universe lifetime) at the radiation-dominated era:

- (i) production of sounds from inhomogeneities,
- (ii) inverse acoustic cascade, focusing the sound waves population toward small momenta
- (iii) the final conversion of sounds into GW

The stage (i) remains highly nontrivial, associated with the dynamical details of the QCD and EW phase transition. We will not be able to provide definite predictions on it at this point, and only make some comments on current status of the problem in Section VI.

The stage (ii) will be our main focus. It is in fact amenable to perturbative studies of the acoustic inverse cascade, consisting of sound decay/scattering events. Those are governed by the Boltzmann equation which has been already studied in literature on acoustic turbulence to certain extent. The stationary attractor solutions – known as Kolmogorov-Zakharov spectra – can be identified, as well as some time-dependent self-similar solution describing a spectrum profile moving across the dynamical range. Application of this theory allows to see how small-amplitude sounds at the UV get self-focused at small  $k$ , tremendously amplifying the momentum density  $n_k$  there.

The final step (iii) can be treated directly via a standard on-shell process for the *sound + sound*  $\rightarrow$  *GW* transition, to be calculated in Section V via a sound loop diagram. Since it is proportional to squared density  $(n_k)^2$ , it can be amplified by inverse acoustic cascade by a huge factor.

Let us note that the studies of the QCD phase transition region, from the confined (or hadronic) phase to the deconfined Quark-Gluon Plasma (QGP) now constitute the mainstream of the heavy-ion physics. Experiments, done mostly at the RHIC in Brookhaven and now at CERN LHC, revealed that the matter above and near the phase transition seems to be a nearly perfect liquid

with a small viscosity. Hydrodynamic description of the subsequent explosion – sometimes called the Little Bang – turns out to be very accurate.

Furthermore, initial state fluctuations create hydrodynamical perturbations of the Little Bang – the sounds. The long-wave ones can survive till the freezeout time without significant damping and are observed experimentally, in the correlation functions of the secondaries. These observations are in excellent agreement with the hydrodynamics see, e.g., [9, 10], and this ensures existence of the sound in the near- $T_c$  matter. (Shorter-wave sounds, which do not survive till freezeout, were not yet observed, although there are suggestions [16] to use “magneto-sono-luminescence” processes  $phonon + photon \rightarrow photon$  (or  $dilepton$ ) to do so.)

There is, however, an important difference between the hydrodynamics in the heavy ion collisions (the “Little Bang”) and the early universe. The Reynolds number for QGP at RHIC is estimated [11] to be  $Re_{RHIC} \sim 48\pi$  with the typical length scale  $R_{Au} \sim 6$  fm, radius of the gold nucleus. Such a small Reynolds number would not allow instabilities – creating the turbulence – to be developed. In contrast, for the early universe, at, e.g., QCD phase transition,

$$Re_{EU} = \frac{t_{QCD} \cdot c}{R_{Au}} Re_{RHIC} \sim 10^{19}, \quad (1)$$

where we take the cosmological horizon to be a typical length scale (i.e. the Big Bang fireball is of order of 10 km size). In this case the turbulence can be fully developed, while the viscous forces are mostly irrelevant.

Thinking of other settings in nature, with a very large Reynolds number and strong turbulence, one may take an example of the Sun, or stars in general. In this case the acoustic waves are generated by the convection. The energy spectrum of the acoustic waves was obtained from various models [12], and its most prominent feature is the power spectrum with inverse power of momentum, except a flat peak at its smallest values  $k_{IR}$ .

The analogy between the early Universe and the Sun cannot be used in a straightforward way, for several reasons. First of all, Sun is near-stationary, with well defined source and sink. Second, the Sun’s plasma is strongly influenced by long-range magnetic fields, forming flux tubes described by magneto-hydrodynamics (MHD). The QGP near  $T_c$  can be described as a plasma with both electric and magnetic objects [14, 15]. However, the screening length of both electric and magnetic fields is generally close to the microscopic scale  $1/T$ . Dynamics of the electric flux tubes do exist, near and below  $T_c$ , and it can lead to “string balls” [13]. While those excitations can lead to interesting phenomena, perhaps to sound generation, they clearly cannot be long range, i.e. important at distance scales much larger than the micro scale  $1/T$ .

Finally, let us also mention papers by Kovtun *et al.* [17, 18] and subsequent works, which help us to think about the sound interactions. A particular effect they calculated is the correction to the viscosity

due to sounds, i.e the “loop viscosity”, appearing technically as a sound loop in the energy-momentum correlator  $G^{xyxy}(k_\alpha)$ . This effect lead us to think about the sound decay and/or GW formation (although their kinematics is different from what we have considered).

We start by introductory discussion of the main cosmological parameters of both transitions, the expected frequencies of gravity waves and methods of their potential observations. The next section III contains preliminary discussion of thermal radiation, identifying enhancement parameters, and concludes that GW thermal radiation is unobservable. In section IV we introduce inverse acoustic turbulent cascade, and then discuss the three-wave or decay dynamics. (Experts in the corresponding subjects can omit those sections.) The essential new material starts in section IV B, in which we turn to four-wave kinetic equation, which leads to the inverse cascade. We then consider possible stationary regimes of strong turbulence in section IV C, proceeding to time-dependent behavior in section IV D. In section V we turn to GW generation rate, and conclude in section VII.

## II. FREQUENCIES, OBSERVATIONAL METHODS AND EXPERIMENTAL LIMITS ON THE COSMIC GRAVITY WAVES

Let us briefly mention the numbers related to the QCD and EW transitions. Step one is to evaluate redshifts of the transitions, which can be done by comparing the transition temperatures  $T_{QCD} = 170$  MeV and  $T_{EW} \sim 100$  GeV with the temperature of the cosmic microwave background  $T_{CMB} = 2.73$  K. This leads to

$$z_{QCD} = 7.6 \times 10^{11}, \quad z_{EW} \sim 4 \times 10^{14}. \quad (2)$$

At the radiation-dominated era, to which both QCD and EW era belong, the solution to Friedmann equations leads to a well known relation between the time and the temperature [29]

$$t = \left( \frac{90}{32\pi^3 N_{DOF}(t)} \right)^{1/2} \frac{M_P}{T^2}, \quad (3)$$

where  $M_P$  is the Planck mass and  $N_{DOF}(t)$  is the effective number of bosonic degrees of freedom (see details in, e.g., PDG Big Bang cosmology).

Plugging in the corresponding  $T$  one finds the the time of the QCD phase transition to be  $t_{QCD} = 4 \times 10^{-5}$  s, and electroweak  $t_{EW} \sim 10^{-11}$  s. Multiplying those times by the respective redshift factors, one finds that the  $t_{QCD}$  scale today corresponds to about  $3 \times 10^7$  s = 1 year, and the electroweak to  $5 \times 10^4$  s = 15 hours.

The cosmological horizon provides a natural infrared cutoff on the gravitational radiation wavelength. At the radiation-dominated era it is inversely proportional to the time, so the estimates above give a cutoff on the periods of the gravitational waves in the present time. GW from the electroweak era are expected to be searched for

by future space GW observatories such as eLISA: discussion of their potential sensitivity can be found elsewhere. The observational tools for GW at the period scale of *years* are based on the long-term monitoring of the millisecond pulsar phases, with subsequent correlation between all of them. The basic idea is that when GW is falling on Earth and, say, stretches distances in a certain direction, then in the orthogonal direction one expects distances to be contracted. The binary correlation function for the pulsar time delay is an expected function of the angle  $\theta$  between them on the sky. There are existing collaborations – North American Nanohertz Observatory for Gravitational Radiation, European Pulsar Timing Array (EPTA), and Parkes Pulsar Timing Array – which actively pursue both the search for new millisecond pulsars and collecting the timing data for some known pulsars. It is believed that about 200 known millisecond pulsars constitute only about 1 percent of the total number of them in our Galaxy. We also note that the current bound on the GW energy density for the frequencies in interest,  $f \approx \text{year}^{-1}$ , is [19]

$$\Omega_{\text{GW}}(f = 2.8\text{nHz}) \cdot (h_0/0.73)^2 < 1.3 \times 10^{-9}, \quad (4)$$

where  $\Omega_{\text{GW}}$  is, as usually, the total energy density of GW relative to the critical energy density and

$$\Omega_{\text{GW}}(f) = d\Omega_{\text{GW}}/d(\ln f). \quad (5)$$

This bound should constrain possible models of the GW production in the early Universe. (Note that at the time of QCD (EW) transition  $\Omega_{\text{rad}}$  is about 4 (15) orders of magnitude larger due to its dependence on the scaling factor  $a(t)$ , so the aforementioned limit is weaker for those times)

Rapid progress in the field, including better pulsar timing and formation of a global collaborations of observers, is expected to improve the sensitivity of the method, perhaps making it possible in a few year time scale to detect GW radiation, either from the QCD Big Bang GW radiation we discuss, or that from colliding supermassive black holes.

### III. PRELIMINARY DISCUSSION OF SOUND-TO-GW TRANSITION

For comparison, let us start with the Little Bang – heavy-ion collision. As one of us suggested many years ago [20], production of penetrating probes – photons and dileptons – not only provide a look inside the quark-gluon plasma, but is even somewhat enhanced. The rate of, e.g., photon production due to the strong Compton scattering and annihilation  $qg \rightarrow q\gamma, \bar{q}g \rightarrow \bar{q}\gamma, \bar{q}q \rightarrow g\gamma$  is

$$dN_\gamma/d^4x \sim \alpha\alpha_s T^4 \quad (6)$$

and thus the photon accumulated density normalized to the entropy density of matter  $s_{\text{QGP}} \sim T^3$  is of the order

of

$$\frac{\int dt dN_\gamma/d^4x}{s_{\text{QGP}}} \sim \alpha\alpha_s(t_{\text{life}} T), \quad (7)$$

where  $t_{\text{life}}$  is the fireball lifetime. Small QED and QCD coupling constants in front are thus partly compensated by large  $(t_{\text{life}} T) \gg 1$ , called “macro-to-micro ratio”, which will repeatedly appear below. This factor represents a long accumulation time of the photon production, and it is about one order of magnitude in heavy ion collisions.

Similar logic holds for the gravitational radiation from matter constituents. The characteristic micro scale of the plasma is its temperature  $T$ . At the thermal (the high-frequency) end of the spectrum,  $\omega \sim T$ , one finds the fraction of GW radiation to the total energy density  $T^{00} \sim N_{\text{DOF}} T^4$  to be given by a similar expression,

$$\Omega_{\text{GW}} \sim \left(\frac{T}{M_P}\right)^2 (t_{\text{life}} T), \quad (8)$$

where the first factor is the corresponding effective gravitational coupling, which is very small since  $T/M_P \sim 10^{-20} - 10^{-17}$  in our case. The macro-to-micro factor is a large enhancement factor, which can be readily obtained from (3) and in fact contains an inverse of the ratio just mentioned, so

$$tT \sim \frac{M_P}{T} \cdot \frac{1}{N_{\text{DOF}}^{1/2}} \sim 10^{16} - 10^{19}. \quad (9)$$

This fraction cannot, however, cancel all powers of  $M_P$  the the coupling factors, so the gravitational radiation directly from plasma particles is strongly suppressed.

While matter is mostly made of various partons with  $k \sim T$ , it also contains long wavelength collective modes, the hydrodynamical sounds. Thermal occupations of plasma partons are  $n_k = O(1)$ , but for sounds, even in equilibrium, their occupation factors for small frequencies are much larger,  $n_k \sim T/k \gg 1$ .

Out-of-equilibrium phenomena we will study below may produce much higher amplitudes of hydrodynamical perturbations at small  $k$ , in the so called *inverse acoustic cascade*. Since the sound momenta/frequencies are however limited from below, and thus the sound intensities  $n_k$  are limited as well. The most obvious infrared cutoff is by the inverse lifetime of the Universe,  $\omega > 1/t_{\text{life}}$ : more precise cutoff is due to a collision rate which we will discuss below.

The sound conversion to GW happens via two-to-one transition, and therefore its rate is enhanced *quadratically*  $\sim n_k^2$ . The peak in the sound intensity squared will be repeated in the GW spectrum. The more it moves to the IR the stronger will be the GW signal, and better chances we have to eventually observe it.

Summarizing this section: only strongly enhanced out-of-equilibrium sounds may potentially produce observable level of GW. The task is to estimate the sound level

at the IR end of the dynamical range. To illustrate how highly non-trivial it is, we recall that the loudest sounds on Earth have nothing to do with the equilibrium conditions, but with the thunderstorms or earthquakes.

#### IV. ACOUSTIC TURBULENCE

The idea of turbulence, either driven or free, started from hydrodynamics of fluids. Kolmogorov proposed the famous stationary power solutions. For the weak turbulence, governed by the Boltzmann equation, such solutions were developed by Vladimir Zakharov and collaborators to many different problems, summarized in a book [21]. A turbulent cascade in cosmology was suggested to appear after the pre-heating stage of inflation [22]: that was for a scalar field with quartic self-interaction. However, that cascade is *direct*, propagating into UV, towards the large momenta  $k$ . Consideration of *inverse* cascade to IR, similar to our case, was done for scalar theories [23] as well as recently for gluons, see e.g. [25]. The *inverse acoustic cascade* in strong turbulence regime, to our knowledge, was never discussed before.

##### A. Scenario 1: binary decays allowed

The key feature of our theory are nonlinear corrections to the sound dispersion law. We will use notations

$$\text{Re } \omega_k = c_s k + \delta\omega \quad (10)$$

and assume that

$$\delta\omega = Ak^3 + \mathcal{O}(k^5). \quad (11)$$

The sign of constant  $A$  would lead to physically different scenarios due to different sound cascades. Although the coefficient  $A$  is not known for the sound near the QCD or EW phase transitions, it was derived for a strongly coupled plasma of the  $\mathcal{N}=4$  super-Yang-Mills theory, through the AdS/CFT correspondence. It is widely believed that those should be similar, at least qualitatively. Not going into details, the known terms in the sound dispersion curve, up to  $\mathcal{O}(k^6)$  accuracy, are [6]

$$\frac{\omega}{2\pi T} = \pm \frac{\tilde{k}}{\sqrt{3}} \left[ 1 + \left( \frac{1}{2} - \frac{\ln 2}{3} \right) \tilde{k}^2 - 0.088 \tilde{k}^4 \right] - \frac{i\tilde{k}^2}{3} \left[ 1 - \frac{4 - 8 \ln 2 + \ln^2 2}{12} \tilde{k}^2 - 0.15 \tilde{k}^4 \right], \quad (12)$$

where  $\tilde{k} \equiv k/(2\pi T)$ . The crucial observation is that the  $\mathcal{O}(k^2)$  correction in the first bracket of (12) has a *positive* coefficient. This allows for three-wave  $1 \leftrightarrow 2$  transitions between the sounds, in particular, a decay of a harder phonon into two softer ones. Although this is in principle known, for completeness let us remind the kinematics of this process.

The momentum conservation  $\vec{k} = \vec{k}_1 + \vec{k}_2$  allows to introduce a parameter  $x \in [0, 1]$  and a vector  $\vec{q}_\perp$  such that  $\vec{k}_1, \vec{k}_2$  will have longitudinal components along  $\vec{k}$  denoted by  $\vec{k}_1^\parallel = \vec{k} \cdot x$ ,  $\vec{k}_2^\parallel = \vec{k} \cdot (1 - x)$  and the transverse ones  $\vec{k}_{1,2}^\perp = \pm \vec{q}_\perp$ , where plus (minus) are for  $\vec{k}_1$  ( $\vec{k}_2$ ). The energy conservation,

$$\omega(k) = \omega(k_1) + \omega(k_2), \quad (13)$$

can be simplified using the fact that the dispersive correction is small in the range we are interested in,

$$\sqrt{A}k \ll 1. \quad (14)$$

Realizing that the transverse momentum is proportional to it and thus it is also small, one may simplify energy conservation further. The resulting value of the transverse momentum, for a given value of longitudinal momentum fraction  $x$ , is

$$\frac{q_\perp}{k} = (\sqrt{A}k)\sqrt{6}x(1-x). \quad (15)$$

One can further argue that, due to the Goldstone nature of sounds, their interaction matrix element at small momenta (IR) must be proportional to the product of all momenta,

$$|V(k, k_1, k_2)|_{\text{IR}}^2 = b \cdot k \cdot k_1 \cdot k_2, \quad (16)$$

where  $b$  is a constant. Dynamical and even dimensional arguments [21] confirm this result.

Having in mind this matrix element, the phase space of the decay, one can write down a kinetic equation including all  $1 \leftrightarrow 2$  transitions. The details can be found in Ref. [21]. Let us present here only the final form of the Boltzmann equation with the assumption of the isotropy of spectra and the angle integrations performed,

$$\frac{1}{4\pi b} \frac{\partial n_k}{\partial t} = \int_0^k dk_1 k_1^2 (k - k_1)^2 [n_{k_1} n_{k-k_1} - n_k (n_{k_1} + n_{k-k_1})] - 2 \int_k^\infty dk_1 k_1^2 (k - k_1)^2 [n_k n_{k_1-k} - n_{k_1} (n_k + n_{k_1-k})]. \quad (17)$$

In spite of relatively complicated form of the equation, it has simple stationary power solutions, generally known as Zakharov's spectra [21],

$$n_k \sim k^{-s}, \quad s_{\text{decay}} = 9/2. \quad (18)$$

This power solution is in fact a stable ‘‘attractor’’ solution. Numerical simulations, starting from a variety of out-of-equilibrium distributions, have been shown to approach this spectrum rather rapidly, again see Ref. [21].

Unfortunately, the sign of the flux associated with this cascade is such that it develops in UV direction, making

it irrelevant for problem under consideration. Note that the total energy density contained in the sounds,

$$\epsilon_{sound} = \int \omega_k n_k 4\pi k^2 dk, \quad (19)$$

is convergent at the UV end, which forbids an inverse cascade.

### B. Scenario 2: four-wave interactions

Now we discuss an alternative case, when the dispersive correction coefficient in (11) is negative,  $A < 0$ , and, therefore, the binary on-shell decays of sound waves are forbidden. In this case one should consider the second order processes, i.e. the scattering  $2 \leftrightarrow 2$ , as well as three-body decays  $1 \rightarrow 3$  and corresponding inverse processes (which are always permitted by the conservation laws).

For a relativistic scalar theory with triple  $\sim g\phi^3$  and quartic  $\sim \lambda\phi^4$  interactions, these processes stem either from non-local diagrams  $O(g^2)$  or local ones  $O(\lambda)$ . When only the latter are present, derivation of the kinetic equation for weak turbulence is very straightforward, see e.g.[22]. Yet the former diagrams,  $O(g^2)$ , when present, are dominant, since  $t$ -channel exchanges lead to the small-angle and large impact parameter collisions with large cross sections. This is known for gluons and is also the case for sound waves.

The 4-wave scattering amplitude, the Boltzmann equation itself and its stationary solution are more complicated, and we will not repeat here the material covered in the book [21]. Let us only briefly mention the ideas essential for the understanding of the weak turbulence. The  $2 \leftrightarrow 2$  scattering amplitude is, schematically, a sum of the type

$$\sum_{i,j,l,m} \frac{V^*(k_i \pm k_j, k_i, k_j)V(k_l \pm k_m, k_l, k_m)}{\omega(k_i) \pm \omega(k_j) - \omega(k_i \pm k_j)} \quad (20)$$

where  $i, j, l, m = 1..4$  are 4 participating particles. For small angles  $\theta_i$  relative to the momentum  $k$  – the external argument of Boltzmann equation – the denominators are

$$\omega(k) \pm \omega(k_j) - \omega(k \pm k_j) \approx c_s k \frac{k_j}{2|k \pm k_j|} \theta_j^2 + \delta\omega(k) \pm \delta\omega(k_j) - \delta\omega(k \pm k_j). \quad (21)$$

The scattering amplitude is substituted to the collision integral of the Boltzmann equation, which is then solved by means of the scaling analysis. The difficulty is that the first term in (21) scales as the first power of momentum, while the energy corrections have a different scaling index,

$$\delta\omega(\Lambda k) = \Lambda^\beta \delta\omega(k), \quad (22)$$

which we assume is  $\beta = 3$ . The issue was resolved by Katz and Kontorovich, who suggested to complement

scaling transformation of momenta by an additional rotation, such that the angles are rescaled by

$$\theta' = \Lambda^{(\beta-1)/2} \theta. \quad (23)$$

Now all terms in the denominators above have the same index  $\beta$ . This transformation keeps (parts of) collision integral invariant and ultimately leads to an isotropic stationary Kolmogorov-like power solution. For the inverse (particle flow) cascade we are interested in the index  $s$  of the momentum density  $n_k \sim k^{-s}$ , which satisfies the constant flux equation,

$$-3s + 4m - 3\beta - 1 - (\beta + 1) \cdot \frac{d-1}{2} + 3(\beta - 1) \cdot \frac{d-1}{2} + 4d = 0. \quad (24)$$

Here the index  $m$  is the index of the triple vertex,  $m = 3/2$ . First two terms are obvious – there are 3 densities and 4 triple vertices (since we take a square of the amplitude), the third one comes from the energies in the denominator of (21) and energy conservation condition, the fourth (fifth) comes from the longitudinal (transverse) momentum conservation condition, others have to do with the phase space integration measure. Note that one should take special care of the argument of the energy conservation under Katz-Kontorovich transformation and angular integrations: those produce the last two  $\beta$  terms. Substituting the space dimension  $d = 3$  and the index  $\beta = 3$  of  $\delta\omega$ , one gets

$$s_{nondecay} = 10/3 \quad (25)$$

(Another power solution of the Boltzmann equation – the energy flux solution – has an opposite sign of the flow, to UV, which we thus disregard.)

Since the obtained index is in the segment  $3 < s < 4$ , the energy integral (19) is dominated by the UV end and is thus irrelevant, while the particle number

$$N = \int n_k 4\pi k^2 dk \quad (26)$$

is dominated by the IR end. Such cascades, driven by particle number normalizations, are usually called the “particle number cascades”.

### C. Scenario 2: strong turbulence

This is not the end of the story, because growing particle density at small  $k$  eventually violates the applicability condition of weak turbulence,  $n_k \ll 1/\lambda$ . So, at the IR end, the physics is in the regime of strong turbulence, in which consideration of higher order diagrams is required. To our knowledge, this question was never considered in the case of sounds.

The strong turbulence regime was studied in the case of relativistic  $\lambda\phi^4$  theory by Berges and collaborators [23,

24], who derived a renormalized inverse cascade, with modified indices. Important, those were confirmed by direct simulations, in  $d = 3$  and 4 spatial dimensions [23].

The core of their theory is that the re-scattering diagrams can be included in a rather elegant way, via a renormalized effective self-interaction coupling,

$$\lambda_{eff}^2 = \frac{\lambda^2}{(1 + \Pi(\lambda, k))^2}. \quad (27)$$

At small  $k$ ,  $\Pi \gg 1$ , so we can neglect 1 in the expression above. Therefore, its scaling index  $\Delta$ , defined by

$$\Pi(k) = \xi^\Delta \Pi(\xi k, \xi \omega_k) \quad (28)$$

enters the Boltzmann equation, expression for the particle flux and the final equation for the index. For  $d = 3$  case we need, it is simply

$$\Delta = s, \quad (29)$$

i.e. the index of the density. (Density appears linearly in  $\Pi$ , other factors cancel). Omitting details, the equation for the index reads then

$$-4 - 2\Delta + 3s = 0 \quad (30)$$

In weak turbulence regime,  $\Pi \ll 1$ , and one should exclude  $\Delta$ . The index then is  $s_{weak} = 4/3$ . However, in the opposite strong turbulence case, one should use (29) and the index is renormalized to another – much larger value

$$s_{strong} = 4 \quad (\text{scalar}) \quad (31)$$

It is the value which was indeed observed in numerical simulations [23].

The case of gluon cascade offers some further suggestions and intuition. While it also has a triple vertex and is dominated by the small-angle scattering, the impact parameter in this case is dominated by the Debye screening length  $b^2 < 1/M_D^2$  produced by scattering of a virtual gluon on the ambient plasma, and thus depending on the gluon density.

Let us now try to apply the same logic for the acoustic turbulence. The main physics idea is that due to the particle forward scattering on others in the medium, it gains an additional correction to its energy, which we will denote by  $\delta'\omega$  (with a prime, to distinguish it from the original  $\delta\omega$ ). Its scaling index is denoted then by  $\beta'$ . In the strong turbulence regime one expects the rescattering effect to become dominant,  $\delta'\omega \gg \delta\omega$ , and hence one should replace  $\beta$  by  $\beta'$  in the index equation.

Classical perturbation theory, as described in, e.g., chapter 1 of [21], starts from a Hamiltonian of the type

$$H = \omega b b^* + \frac{V}{2} V(b^2 b^* + b^{*2} b) + \frac{U}{6} (b^3 + b^{*3}) + \dots \quad (32)$$

including the wave amplitude  $b$  (for brevity we drop momentum indices here and below) and the triple vertices

$V$  and  $U$ . In case of nondecay, the triple vertices are irrelevant and can be eliminated by the canonical transformation

$$b = c + \frac{V}{2\omega} c^2 - \frac{V}{\omega} c c^* - \frac{U}{6\omega} c^{*2} + \mathcal{O}(c^3), \quad (33)$$

where  $c$  are new amplitudes. The new Hamiltonian is then rewritten as

$$H = \omega c c^* - \frac{3}{4} \frac{V^2}{\omega} c^2 c^{*2} + \frac{\bar{V}^4}{\omega^3} c (c c^*)^2 c^* + \mathcal{O}(c^7), \quad (34)$$

where  $\bar{V}^4 \equiv (2V^2 U^2 - 3UV^3 - 27V^4)/18$ . The next step is to use statistical description, eliminating rapidly varying terms and leaving only slowly changing correlation functions such as  $\langle c_k c_{k'}^* \rangle = n_k \delta(\vec{k} - \vec{k}')$ . The second quartic term in (34) gives the  $2 \rightarrow 2$  scattering amplitude, its square appears in the corresponding kinetic equation.

For a generic triple vertex  $V$ , this second term also gives rise to the forward scattering amplitude, Fig. 1(a), which can be reinterpreted as a perturbative correction to the wave energy due to the particle scattering on all others,

$$\delta'\omega \sim \int_p \frac{V^2}{\omega} n_p dp \quad (35)$$

(in spirit of an effective potential for slow neutrons in ordinary or nuclear matter). The kinematics of the forward scattering makes two momenta contributing to the vertex to be identical and thus the remaining one being zero. So, naively, if one of the momenta in  $V_{kpq} \sim \sqrt{k \cdot p \cdot q}$  vanishes, then the amplitude of the process is zero. However, the denominator in (20) also vanishes and, applying the l'Hospital's rule with  $q \rightarrow 0$ , one can show that the total expression (the amplitude) is finite. We do not evaluate the absolute magnitude of  $\delta'\omega$ , only its scaling index,

$$\beta' = 2m - s - 1 + 3 = 5 - s. \quad (36)$$

Here the  $2m$  corresponds to  $V^2$ ,  $s$  to the density  $n_p$ ,  $-1$  to the scaling of the denominator, and hence  $q$ , in (20), the last term comes from the integration measure over  $\vec{p}$ . Then we substitute it into the index equation (24) instead of  $\beta$  and get a corrected index for the strong turbulence

$$s_{strong} = 4, \quad (37)$$

corresponding to a flat sound power spectrum.

Here we calculated the index of the diagram Fig. 1(a), and not the diagram itself. In case there is a fine-tuning of the parameters leading to a vanishing contribution of this diagram (which we cannot exclude *a priori*), then one should focus on the third term of (34). It generates a nonzero forward scattering and correction to the energy of the order  $\frac{\bar{V}^4}{\omega^3} n^2$ , from a scattering on *two* particles, see Fig. 1(b). The intermediate wave is not collinear with the original one, so in this kinematics  $V$  and  $U$  do not vanish. In this case the index for  $\delta'\omega$  will be

$$\beta' = 4m - 2s - 4\beta + 2(2 + \beta) = 10 - 2s, \quad (38)$$

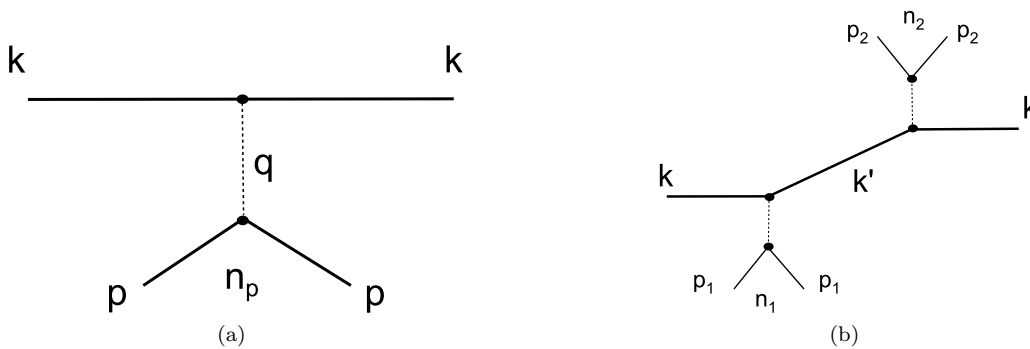


FIG. 1: Forward scattering diagrams corresponding to the (a) quartic and (b) sextic terms in the Hamiltonian (34).

where, again, the  $4m$  corresponds to  $\bar{V}^4$ ,  $2s$  to two densities,  $-4\beta$  to frequencies in the denominator and in the energy conservation condition, and the last term comes from the angular integral. We substitute it into the index equation (24) instead of  $\beta$  and obtain even larger index

$$s_{strong} = 6 \quad (\text{subleading}) \quad (39)$$

At this point, since considering all competing mechanisms and diagrams would go beyond the scope of this paper, we just conjecture that 6 is the largest possible index.

In summary, we suggest that the strong acoustic turbulence can be considered similarly to the scalar and gluon ones, with the impact parameters of scattering determined self-consistently, by higher order rescattering processes. Dedicated theoretical studies and numerical simulations are required in order to check if the proposed index (37) is correct. If so, or even if it is different but still, say, large enough,  $6 \geq s_{strong} \geq 4$ , that would enhance  $n_k$  and increase the GW intensity by a huge factor.

#### D. Scenario 2: time evolution

In the regime when external sources/sinks are switched off, the power Kolmogorov spectra are represented by self-similar propagating solutions of the type

$$n_k = \hat{t}^{-q} f_s[\hat{t}^{-p} \hat{k}] = \hat{t}^{-q} f_s[\xi], \quad (40)$$

where the  $\hat{t}$  and  $\hat{k}$  are dimensionless time and momenta, respectively, normalized to the collision rate at some normalization momentum  $k_0$  and  $\hat{k} = k/k_0$ . With such normalization the profile function  $f_s[\xi]$  has a maximum at  $\xi \sim O(1)$ .

For the inverse acoustic cascade with 4-wave interactions, the indices are

$$p = -1, \quad q = -3, \quad (41)$$

for derivation see chapter 4.3 of [21]. The negative sign for the indices means that the profile  $f_s$ , defining the

sound spectrum, moves toward small  $k$  in scale variables  $\log(k), \log(t)$  at later time.

Note that the integral (26) is conserved for this solution, so it is a kind of a “soliton” made of  $N$  interacting sound waves, propagating in the scale (logarithmic) variables. This particle number  $N$  is the only information one needs to know from the early time when the sound was generated.

This self-similar solution is valid for the weak turbulence regime. As we already discussed, at sufficiently small  $k$ ,  $n_k$  becomes so large that the regime must change to the strong turbulence. Simple self-similar solution should perhaps not be enough if the index  $s_{strong} \geq 4$ , since in this case *both* integrals  $E$  (19) and  $N$  (26) will be dominated by the IR scale: conservation of both by a *single* self-similar solution is not possible: so we cannot suggest a scenario for the time-dependent solution at this time. Free propagation of sound waves, with all sources/sinks switched off, in a strong turbulence regime requires additional studies. Taken that the overpopulation of the IR scale in scalar and gluonic cascades was proposed to lead to the formation of a condensate, it would be also interesting to study the latest stages of the sound turbulence, which may (hypothetically) evolve into a finite number of very loud long-wave sound waves.

Let us return to the discussion of the initial sound generation, with another look at the results of the numerical simulations done in Ref. [1]. Fig. 2, reproduced here from this work, shows the spectrum of the fluid velocity squared over the log of momentum,  $dV^2/d \log k$ .

The first important statement stemming from these spectra is that the hydro perturbations are dominated by the sound modes (grey curves above), while the rotational ones (solid curves below) are suppressed by several orders of magnitude. It is not known how universal is this feature, but let us accept it for now.

The spectra in Fig. 2 have a shallow maximum at  $kT \sim 0.03$  corresponding to characteristic dynamical scale of the simulation, the distance between bubbles. Should this calculation be extended to smaller  $k$ , we think it is inevitable that the spectrum will be cut off in IR exponentially. Spectra at subsequent time moments show



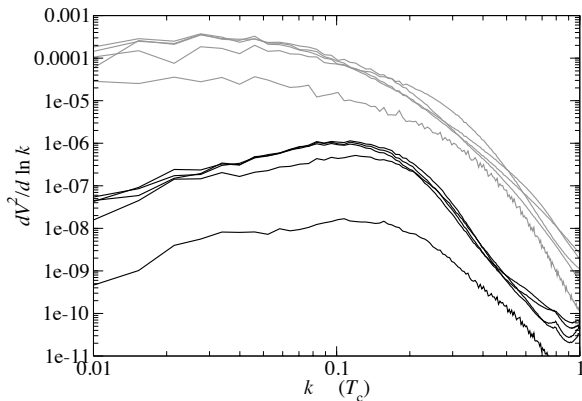


FIG. 2: (From [1]) Power spectrum of the velocity squared versus the (log of) the wave number  $k$ . The grey upper curves are for sounds, from down up as time progresses,  $t = 600, 800, 1000, 1200, 1400 T_c^{-1}$ . The black curves in the bottom are for rotational excitations.

no visible tendency of movement of the maximum. We attribute this to the fact that the total time of the simulation is simply not enough time for the sound cascade – and self-similar solution – to develop.

Note that the typical magnitude of  $v^2$  in this simulation is  $10^{-4}$  (in relativistic units, with the speed of light  $c = 1$ ). Results of these simulations provide, in principle, the initial sound power spectrum, from which the inverse acoustic cascade may start evolving. Since we expect it to start as weak turbulence in a self-similar form (40), we only need to know the conserved  $N$ . The energy of the sound waves, to the second order, is the unperturbed density of matter times the fluid velocity squared  $(\epsilon + p)_0 V^2$ . So one can relate this spectrum to the sound wave occupation numbers via

$$(\epsilon + p)_0 \frac{dv^2}{d \log k} \sim 4\pi\omega_k n_k k^3. \quad (42)$$

Approximately flat l.h.s. observed means that the effective initial value of the index is close to 4 (of course, only in a limited range of scales and time). Then it is supposed to become the weak turbulence, and the slope for the curve would be  $s_{weak} - 4 = -2/3$ , while the left end of the curve, in the lower  $k$  region enters the strong turbulence regime with the slope  $s_{strong} - 4 = 0$ , i.e. stays flat. If  $s_{strong} - 4 > 0$ , or even 2 as we included as a possibility, the energy spectrum will start growing toward small  $k$ .

## V. GENERATION OF GRAVITY WAVES

### A. The spectral density of the stress tensor correlator

General expressions for the GW production rate are well known, and we will not reproduce them here, proceeding directly to the main object one has to calculate, the two-point *correlator of the stress tensors*

$$G^{\mu\nu\mu'\nu'} = \int d^4x d^4y e^{ik_\alpha(x^\alpha - y^\alpha)} \langle T^{\mu\nu}(x) T^{\mu'\nu'}(y) \rangle. \quad (43)$$

Note that while the Big Bang is homogeneous in space, so 3-momentum can well be defined and conserved, but it is time-dependent. We will however still treat it as quasi-static, with well defined frequencies of perturbations, with a cutoff at the lowest end  $\omega < 1/t_{life}$ .

Using hydrodynamical expression for the stress tensor,

$$T^{\mu\nu} = (\epsilon + p) u^\mu u^\nu + g^{\mu\nu} p, \quad (44)$$

and expanding it in powers of a small parameter – the sound amplitude – one can identify terms related to the sound wave. Associating the zeroth order terms with the matter rest frame, one introduces the first order velocities by

$$u^\mu = (1, 0, 0, 0) + \delta u_{(1)}^\mu \quad (45)$$

and one expands the stress tensor to the second order as

$$\delta T_{(2)}^{\mu\nu} = (\epsilon + p)_{(0)} \delta u_{(1)}^\mu \delta u_{(1)}^\nu + (\epsilon + p)_{(2)} \delta^{\mu 0} \delta^{\nu 0} + p_{(2)} g^{\mu\nu}. \quad (46)$$

The correlator is to be coupled to the metric perturbations  $h_{\mu\nu} h_{\mu'\nu'}$  and we are interested in indices corresponding to two polarizations of GW transverse to its momentum  $k_\alpha$ . Such components are only provided by the term with velocities, and thus we focus on

$$\int d^4x d^4y e^{ik_\alpha(x^\alpha - y^\alpha)} \langle \delta u^\mu(x) \delta u^\nu(x) \delta u^{\mu'}(y) \delta u^{\nu'}(y) \rangle, \quad (47)$$

where we dropped the overall factor  $(\epsilon + p)_{(0)}^2$  and subscripts “(1)” for the first order terms.

The next step is to split four velocities into two pairs, for which we use the “sound propagators”,

$$\Delta^{mn}(p^0, \vec{p}) = \int d^4x e^{ip_\mu x^\mu} \langle \delta u^m(x) \delta u^n(0) \rangle, \quad (48)$$

where we changed indices to the Latin ones emphasizing that those are only spatial. In these terms the correlator in question is a loop diagram shown in Fig. 3(b). Similar loop diagrams were derived and discussed in connection to fluctuation-induced or loop corrections to hydrodynamical observables: for a recent review of the results, standard definitions and relations see [18].

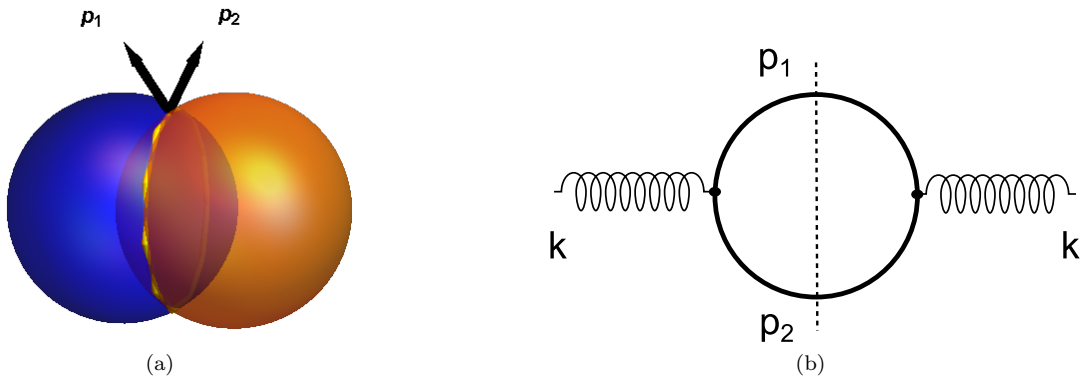


FIG. 3: (a) Sketch of the collision of two sound waves (b) The diagram and the cut described in the text. External legs are gravity waves (gravitons), and the sounds (phonons) are in the loop.

Time dependent Green's functions can be chosen differently depending on the assumed boundary conditions on the time dependence. The most natural Green's functions for the sounds are the retarded one  $\Delta_R$ , which has only poles in a half of the complex energy  $E = p^0$  plane, corresponding to the sound dissipation, and the symmetric one  $\Delta_S$ , which has all 4 possible poles. In equilibrium, they are related to each other by the so-called Kubo-Martin-Schwinger (KMS) relation ( $E = p^0$ ),

$$-\Delta_S = (1 + 2n_B(E))\text{Im} \Delta_R \underset{E \ll T}{\approx} \frac{2T}{E} \text{Im} \Delta_R, \quad (49)$$

where  $n_B(E)$  is the equilibrium Bose distribution. This expression shows that  $\text{Im} \Delta_R$  corresponds to a single phonon quantum, and the  $\Delta_S$  to a wave with proper occupation numbers. It also suggests generalization to an out-of-equilibrium case we will use, i.e. introduction of new rescaled function

$$-\tilde{\Delta}_S = 2n(E)\text{Im} \Delta_R, \quad (50)$$

containing out-of-equilibrium occupation number  $n(E)$ , which is assumed to be much larger than the quantum term 1 in (49), which is therefore dropped. The explicit expression to be used takes the form

$$\tilde{\Delta}_R^{mn} = \frac{1}{(\epsilon + p)_{(0)}} \frac{p^m p^n}{p^2} \frac{E^2}{(E^2 - p^2 c_s^2) + i\tilde{\gamma} p^2 E}, \quad (51)$$

where notations are 3-dimensional, e.g.  $p^2 = \vec{p}^2$ . The dissipation lifetime parameter is related to the shear viscosity,

$$\tilde{\gamma} = \frac{4}{3} \cdot \frac{\eta}{\epsilon + p}. \quad (52)$$

Now one can perform the Fourier transformation and represent the correlator as a standard field theory loop diagram. The imaginary part of the correlator, as usually, corresponds to the unitarity cut of the loop into two

parts, or *probability* of the corresponding sounds merging process,

$$\frac{\text{Im} G^{mm'nn'}(k)}{(\epsilon + p)_{(0)}^2} = \int \frac{d^4 p}{(2\pi)^4} n(p^0) \text{Im} \tilde{\Delta}_R^{mm'}(p) n(k^0 - p^0) \text{Im} \tilde{\Delta}_R^{nn'}(k - p) \quad (53)$$

Multiplied by the Newton coupling constant and taken on-shell  $k_\alpha^2 = 0$  this will give us the rate of the *sound+sound*  $\rightarrow$  GW process. Note, that the unitarity cut puts also on shell both sound lines.

## B. Sounds to GW: kinematics

One sound wave obviously cannot produce a GW: (i) the dispersion relation for the sound is  $\omega = c_s k$ , different from that of the GW,  $\omega = k$ ; (ii) polarization of the sound wave is a longitudinal vector, while it should be a transverse tensor for GW.

Two on-shell sound waves can do it. Using notations  $p_1^\mu + p_2^\mu = k^\mu$  one writes GW on-shell condition  $(k^\mu)^2 = 0$  as

$$c_s^2(p_1 + p_2)^2 = p_1^2 + p_2^2 + 2p_1 p_2 \cos(\theta_{12}), \quad (54)$$

where  $c_s, \theta_{12}$  are the sound velocity and an angle between the two sound waves, respectively. In terms of such an angle there are two extreme configurations. The first is a “symmetric case”,  $p_1 = p_2$ , corresponding to a minimal angle. For  $c_s^2 = 1/3$  this angle is  $\theta_{12} = 109^\circ$ . The second, “asymmetric case”, corresponds to anticollinear vectors  $\vec{p}_1, \vec{p}_2$ ,  $\theta_{12} = 180^\circ$ . Important difference from the usual textbook relativistic-invariant cases is that various  $\theta_{12}$  are allowed by kinematics in our case, not only  $\theta_{12} = 0^\circ$ , which is due to the fact that  $c_s < 1$ .

Since the sources of sounds are of microscopic size  $\sim 1/T$  much smaller than time  $t$  of observations, sound

waves from them have the form of spherical pulses expanding with the speed of sound. A sketch of the intersection of two such sound spheres is shown in Fig. 3: it is clear that the angle between the sound momenta runs with time over the region allowed for the GW formation.

However, at least at the momentum range in which sounds are weak and the lowest order process  $2 \rightarrow 1$  dominates the GW production, one may not think about specific hydrodynamical configurations, but simply view it as incoherent set of plane waves with certain occupation number  $n_k$ .

### C. GW generation rate

We proceed to calculation of the “unitarity cut” of the stress tensor correlator, in which both sound propagators are taken on-shell,

$$E_p = \pm c_s p - \frac{i}{2} \tilde{\gamma} p^2. \quad (55)$$

One can check that the viscous damping is small,  $\tilde{\gamma} k \ll 1$ , so it is only needed to go around a pole on the real axis in a correct way. The matrix element is given by a sum over the GW polarizations,

$$\langle \text{Im } G \rangle = \sum_{i=+, \times} \epsilon_i^{*mn} \text{Im } G_{mm'nn'} \epsilon_i^{m'n'}, \quad (56)$$

where the polarization matrices can be chosen to be

$$\epsilon_+^{mn} = \frac{1}{\sqrt{2}} \begin{pmatrix} 0 & 0 & 0 & 0 \\ 0 & 1 & 0 & 0 \\ 0 & 0 & -1 & 0 \\ 0 & 0 & 0 & 0 \end{pmatrix}, \quad \epsilon_\times^{mn} = \frac{1}{\sqrt{2}} \begin{pmatrix} 0 & 0 & 0 & 0 \\ 0 & 0 & 1 & 0 \\ 0 & 1 & 0 & 0 \\ 0 & 0 & 0 & 0 \end{pmatrix}$$

in the transverse traceless gauge, for a plane wave propagating along the third coordinate. Alternatively, one can use a more general standard replacement for the sum,

$$\begin{aligned} \sum_{\text{polar.}} \epsilon_{mn}^* \epsilon_{m'n'} &= \frac{1}{2} [(\delta_{mm'} \delta_{nn'} + \delta_{mn'} \delta_{nm'} - \delta_{mn} \delta_{m'n'}) \\ &- (\delta_{mm'} \hat{k}_n \hat{k}_{n'} + \delta_{mn'} \hat{k}_n \hat{k}_{m'} - \delta_{mn} \hat{k}_{m'} \hat{k}_{n'}) \\ &- (\delta_{nn'} \hat{k}_m \hat{k}_{m'} + \delta_{nm'} \hat{k}_m \hat{k}_{n'} - \delta_{m'n'} \hat{k}_m \hat{k}_n \\ &\quad + \hat{k}_m \hat{k}_n \hat{k}_{m'} \hat{k}_{n'})]. \end{aligned} \quad (57)$$

Next, the loop momentum integral is customary rewritten as  $\int d^4 p_1 d^4 p_2 \delta^4(p_1 + p_2 - k) \dots$ , and the integral over the energies is taken first using the poles of the denominator. The pole residues are the numerator on shell (55) divided by the usual  $2E_p = 2c_s p$  as for a relativistic particle. Eliminating integral over  $\vec{p}_2$  and 3 delta functions one is left with a single delta function expressing conservation of energy in the process,

$$\delta \left[ k - c_s p_1 - c_s \sqrt{p_1^2 + k^2 - 2p_1 k \cos \alpha_{1k}} \right], \quad (58)$$

where  $\alpha_{1k}$  is an angle between the total (GW) momentum  $\vec{k}$  and  $\vec{p}_1$ . So far the steps are similar to a standard calculation of the phase space for particle decays, in which one can go to c.m. frame, impose a constraint on momenta from the energy conservation and reduce the problem to simple angular integrals. Unfortunately, in the problem at hand we deal with a massless graviton and we also lack relativistic invariance, which makes this procedure useless. Therefore, all three integrals,  $d^3 p_1 = p_1^2 dp_1 d \cos \alpha_{1k} d\phi$ , should be done explicitly.

Let us first check the integration limits on  $p_1$ . From the equations on the energy and momentum conservation one gets

$$\cos(\alpha_{1k}) = \frac{1}{2p_1} \left( k - \frac{k}{c_s^2} + 2 \frac{p_1}{c_s} \right), \quad (59)$$

and demanding it to be within the range  $[-1, 1]$  one can constrain the momentum  $p_1$  to be between the minimal and maximal values,

$$p_1^{\text{max}} = \frac{1 + c_s}{2c_s} k, \quad p_1^{\text{min}} = \frac{1 - c_s}{2c_s} k. \quad (60)$$

Zero of the argument of the delta function (58) falls into this range, so one can simply replace all  $p_1$  by this zero.

After summing over two polarizations of the GW and taking into account occupation numbers  $n(p)$  for the sounds, the integral can be written as

$$\begin{aligned} \langle \text{Im } G \rangle &= \int n(p_1) n(k/c_s - p_1) p_1^2 dp_1 d \cos \alpha_{1k} d\phi \cdot \frac{c_s + 1/c_s - 2 \cos \alpha_{1k}}{2(c_s \cos \alpha_{1k} - 1)^2} \cdot \delta \left[ p_1 - \frac{k(c_s^2 - 1)}{2c_s \cos \alpha_{1k} - 1} \right] \\ &\quad \times \frac{c_s^2 p_1^2}{2c_s p_1} \cdot \frac{c_s^2 (k/c_s - p_1)^2}{2(k - c_s p_1)} \cdot \frac{1}{2} (1 - \cos^2 \alpha_{1k}) \left[ 1 - \left( \frac{k - p_1 \cos \alpha_{1k}}{k/c_s - p_1} \right)^2 \right], \end{aligned} \quad (61)$$

where the first line contains the Jacobian for the delta-function, and the second line comes from the sound propagators (51) and the summation formula (57).

To make sense of the integral (61), which determines the GW generation rate, let us consider three simple cases. If the distribution is flat,  $n(p) = \text{const}$ , then the integral (61) is proportional to the volume of the phase space,

$$\langle \text{Im } G \rangle_{p^0} \propto \frac{\pi k^4 (1 - c_s^2)^2}{120 c_s^2}. \quad (62)$$

In the case of thermal equilibrium,  $n(p) \propto p^{-1}$ , we get a lengthy expression, which can be simplified for  $c_s = 1/\sqrt{3}$ ,

$$\langle \text{Im } G \rangle_{p^{-1}} \propto \frac{\pi k^2}{9} \left( \sqrt{3} - 3 \text{arccoth} \sqrt{3} \right). \quad (63)$$

Finally, for the strong turbulence cases (37) and (39), the integral is given by

$$\langle \text{Im } G \rangle_{p^{-4}} \propto \frac{4\pi}{81k^4} \left( -\sqrt{3} + 5 \text{arccoth} \sqrt{3} \right), \quad (64)$$

$$\langle \text{Im } G \rangle_{p^{-6}} \propto \frac{4\pi}{1215k^8} \left( 7\sqrt{3} + 55 \text{arccoth} \sqrt{3} \right), \quad (65)$$

respectively.

## VI. THE QCD PHASE TRANSITION AND OUT-OF-EQUILIBRIUM SOUNDS

In this section, we discuss briefly the status of the debates on the order of the QCD phase transition. QCD with massless quarks has chiral symmetry, but in the real world finite quark masses make it only an approximate symmetry. Therefore, the transition to the broken phase does not need to be a real phase transition. We know from lattice gauge theory simulations that pure gauge SU(3) theory has the first order deconfinement transition. The other extreme – QCD with three massless quarks – also has the first order transition, now due to the chiral symmetry restoration. However, for the real QCD, with physical values of  $u, d, s$  quark masses, the lattice results indicate, indeed, a smooth crossover-type transition (for current status of the problem see [7, 8] and references therein).

However, the *deconfinement* is a more subtle story, with the conclusion much less obvious. Following the “dual superconductor” ideas of ’t Hooft and Mandelstam from 1980’s, the nature of confinement is the Bose-Einstein condensation of certain magnetically charged objects – color monopoles. Del Debbio *et al.* proposed an operator inserting a monopole into the vacuum. This operator has a nonzero vacuum expectation in the confined phase, as shown by the direct lattice simulation [27]. The behavior of the monopole Bose-clusters, which are interchangeable along the Matsubara circle – also indicate [28] that these objects undergo Bose-Einstein condensation at  $T < T_c$ . Thus, confinement indeed possesses certain

observable “order parameters”. (Although in the usual “electric” formulation of the gauge theory these are non-local, they are local in models attempting its “magnetic” formulation.) Admittedly, two lattice works just mentioned are for pure gauge theories which do have phase transitions, not for QCD-like theories with quarks. The most accurate lattice simulations which focus on thermodynamical observables do show smoothening of the critical behavior by quark masses, and for physical QCD one finds so far only a cross-over transition, without any visible singularity. (For a long time that was related to the fact that pure gauge theory are  $Z_N$  symmetric while theories with fundamental quarks are not: but discovery of confinement for gauge theories without center symmetry nullified this argument.)

So, there is no clear answer to the question of whether the deconfinement transition in physical QCD is a phase transition in the strict sense. One possible resolution may be a “cryptic” transition, in which there is a singularity in the order parameter, which in thermodynamical observables is also present but too weak to be seen, with current numerical accuracy.

Another option for sound/GW generation is that while there is no first order transition in QCD, and therefore no mixed phase with macroscopically large bubbles, there may still exist some metastable objects in the near- $T_c$  region with a lifetime large enough to cause out-of-equilibrium phenomena and sound generation. We recently studied dynamics of QCD strings and found [13] that certain nonperturbative objects, so-called “string balls”, can reach rather large mass in metastable states, which under a certain slow cooling can experience rapid collapse, similar to the gravitational collapse, due to the attractive self-interaction of QCD strings. Such collapse can also generate inhomogeneous energy distribution, “overcooling” and subsequent sound generation.

The freezeout in the Little Bang is happening very close to the QCD phase transition region. Studies of rapidity correlation among secondaries reveal existence of clustering of secondaries, perhaps local remnants of QGP phase. Study of this process leads to suggestion [26] – not yet observed – that such QGP clusters should implode at  $T < T_c$ , in what was called “mini-bangs”. Such process may be a very effective mechanism of transferring energy into sounds.

## VII. SUMMARY AND DISCUSSION

In this paper we discussed cosmological production of gravity waves from the sound waves, originating in the Big Bang phase transitions. While most of studies focus on the electroweak transition, we emphasized the QCD one. Current progress in pulsar timing/correlation technique may perhaps make a detection of cosmological GW from it possible even earlier, than EW one, for which large GW detectors has to be build in space.

As a function of momentum scale  $k$ , there should be

three distinct stages of the process (i) initial generation of the sound spectrum at the “UV root” scale  $k \sim T$ , (ii) acoustic turbulent cascade followed by (iii) conversion of sounds into GW. While (i) stage is highly nontrivial and requires further studies, we argue that the intermediate regime (ii) is reasonably well understood theoretically.

The possibility of inverse acoustic cascade is the main point of this paper. If it happens, the momentum density of sound  $n_k$  gets self-focused, from large to small momenta  $k$ . Since the ratio of the UV and IR scales is as large as 18 orders of magnitude, and the indices (powers of the ratio) can be near 4 or larger, the enhancements can be huge.

The possibility of having inverse acoustic cascade depends on the sign of the sound dispersion curve correction (11): only the negative sign is suitable. Currently, neither for the QCD nor for the EW plasma we do not know this sign. So to say, we have two cases and perhaps fifty-fifty chances in each: it may happen in one or the other.

If the case when the inverse cascade does happen, its index is known in the weak turbulence regime. Furthermore, we expect the self-similar time-dependent solution to represent time evolution. Eventually the inverse acoustic cascade goes into so large  $n_k$  that the evolution goes into the regime of strong turbulence. We provide an estimate for the index, imitating renormalization in the scalar theory [23]. If true, it suggests large index (37) and thus potentially very strong enhancement of the sound wave density at small  $k$ . It also suggests that a single self-similar time evolution would no longer possible.

Clearly dedicated studies of that are needed.

Another main result of the paper is evaluation of the sound-to-GW transition rate. It is based on the realization that its rate can be calculated using the one-loop sound diagram for the stress tensor correlator using standard rules. Furthermore, this loop diagram can be cut by unitarity, putting both sound waves on-shell. The only needed additional ingredient remains the occupancy factors: the GW yield is proportional to its square at the appropriate momenta.

A mechanism producing sounds is still not understood. Out-of-equilibrium dynamics of QCD and EW phase transition remains far from being understood. We argued above that certain order parameter do jump at  $T_c$ , small-latent-heat deconfinement transition of the first order is still perhaps possible: if so, there would be mixed phase and bubbles, alight with relatively small contrast in the energy density between the phases. It was so far assumed in literature that bubble walls must collide to produce the sounds. However, there is another potential mechanism, well known in hydrodynamical literature, namely the Rayleigh-type collapse of the QGP clusters at  $T < T_c$  [26]. One more possibility we mention is a crossover transition, with only microscopic metastable objects – e.g. the string balls [13] – producing the out-of-equilibrium sounds.

**Acknowledgements.** We are grateful to G. Falkovich for critical comments on the first version of the paper. This work was supported in part by the U.S. Department of Energy under Contract No. DE-FG-88ER40388.

- 
- [1] M. Hindmarsh, S. J. Huber, K. Rummukainen and D. J. Weir, *Phys. Rev. Lett.* **112**, 041301 (2014) [arXiv:1304.2433 [hep-ph]].
- [2] J. T. Giblin and J. B. Mertens, *Phys. Rev. D* **90**, 023532 (2014) [arXiv:1405.4005 [astro-ph.CO]].
- [3] E. Witten, *Phys. Rev. D* **30**, 272 (1984).
- [4] C. J. Hogan, *Mon. Not. Roy. Astron. Soc.* **218**, 629 (1986).
- [5] C. Caprini, R. Durrer and X. Siemens, *Phys. Rev. D* **82**, 063511 (2010) [arXiv:1007.1218 [astro-ph.CO]].
- [6] M. Lublinsky and E. Shuryak, *Phys. Rev. D* **80**, 065026 (2009) [arXiv:0905.4069 [hep-ph]].
- [7] T. Bhattacharya, M. I. Buchoff, N. H. Christ, H.-T. Ding, R. Gupta, C. Jung, F. Karsch and Z. Lin *et al.*, *Phys. Rev. Lett.* **113**, 082001 (2014) [arXiv:1402.5175 [hep-lat]].
- [8] Y. Aoki, G. Endrodi, Z. Fodor, S. D. Katz and K. K. Szabo, *Nature* **443**, 675 (2006) [hep-lat/0611014].
- [9] P. Staig and E. Shuryak, *Phys. Rev. C* **84**, 044912 (2011) [arXiv:1105.0676 [nucl-th]].
- [10] C. Gale, S. Jeon and B. Schenke, *Int. J. Mod. Phys. A* **28**, 1340011 (2013) [arXiv:1301.5893 [nucl-th]].
- [11] P. Romatschke, *Prog. Theor. Phys. Suppl.* **174** (2008) 137 [arXiv:0710.0016 [nucl-th]].
- [12] Musielak, Z. E., Rosner, R., Stein, R. F., & Ulmschneider, P. 1994, *Astrophys. J.* , 423, 474
- [13] T. Kalaydzhyan and E. Shuryak, *Phys. Rev. D* **90**, 025031 (2014) [arXiv:1402.7363 [hep-ph]].
- [14] J. Liao and E. Shuryak, *Phys. Rev. C* **75**, 054907 (2007) [hep-ph/0611131].
- [15] M. N. Chernodub and V. I. Zakharov, *Phys. Rev. Lett.* **98**, 082002 (2007) [hep-ph/0611228].
- [16] G. Basar, D. E. Kharzeev and E. V. Shuryak, *Phys. Rev. C* **90**, 014905 (2014) [arXiv:1402.2286 [hep-ph]].
- [17] P. Kovtun, G. D. Moore and P. Romatschke, *Phys. Rev. D* **84**, 025006 (2011) [arXiv:1104.1586 [hep-ph]].
- [18] P. Kovtun, *J. Phys. A* **45**, 473001 (2012) [arXiv:1205.5040 [hep-th]].
- [19] R. M. Shannon, V. Ravi, W. A. Coles, G. Hobbs, M. J. Keith, R. N. Manchester, J. S. B. Wyithe and M. Bailes *et al.*, *Science* **342** (2013) 6156, 334 [arXiv:1310.4569 [astro-ph.CO]].
- [20] E. V. Shuryak, *Phys. Lett. B* **78**, 150 (1978) [*Sov. J. Nucl. Phys.* **28**, 408 (1978)] [*Yad. Fiz.* **158**, 796 (1978)].
- [21] V.E. Zakharov, V.S. Lvov, G. Falkovich, “Kolmogorov spectra of turbulence I. Wave turbulence.”, Springer Verlag. ISBN 3-540-54533-6.
- [22] R. Micha and I. I. Tkachev, *Phys. Rev. D* **70**, 043538 (2004) [hep-ph/0403101].
- [23] J. Berges and D. Sexty, *Phys. Rev. D* **83**, 085004 (2011) [arXiv:1012.5944 [hep-ph]].
- [24] J. Berges, A. Rothkopf and J. Schmidt, *Phys. Rev. Lett.*

- 101**, 041603 (2008) [arXiv:0803.0131 [hep-ph]].
- [25] J. Berges, K. Boguslavski, S. Schlichting and R. Venugopalan, Phys. Rev. D **89**, 074011 (2014) [arXiv:1303.5650 [hep-ph]].
- [26] E. Shuryak and P. Staig, Phys. Rev. C **88**, no. 6, 064905 (2013) [arXiv:1306.2938 [nucl-th]].
- [27] L. Del Debbio, A. Di Giacomo, G. Paffuti and P. Pieri, Phys. Lett. B **355**, 255 (1995) [hep-lat/9505014].
- [28] A. D'Alessandro, M. D'Elia and E. V. Shuryak, Phys. Rev. D **81**, 094501 (2010) [arXiv:1002.4161 [hep-lat]].
- [29] Note that we use not gravitational but particle physics units, in which  $c=1$  but the Newton constant  $G_N = 1/M_p^2$ .