



CHORUS

This is the accepted manuscript made available via CHORUS. The article has been published as:

Timelike pion form factor in lattice QCD

Xu Feng, Sinya Aoki, Shoji Hashimoto, and Takashi Kaneko

Phys. Rev. D **91**, 054504 — Published 11 March 2015

DOI: [10.1103/PhysRevD.91.054504](https://doi.org/10.1103/PhysRevD.91.054504)

Time-like pion form factor in lattice QCD

Xu Feng,^{1,2} Sinya Aoki,³ Shoji Hashimoto,^{1,4} and Takashi Kaneko^{1,4}

¹*High Energy Accelerator Research Organization (KEK), Tsukuba 305-0801, Japan*

²*Physics Department, Columbia University, New York, NY 10027, USA*

³*Yukawa Institute for Theoretical Physics, Kyoto University, Kyoto 606-8502, Japan*

⁴*School of High Energy Accelerator Science, The Graduate University
for Advanced Studies (Sokendai), Tsukuba 305-0801, Japan*

Abstract

We perform a nonperturbative lattice calculation of the complex phase and modulus of the pion form factor in the time-like momentum region using the finite-volume technique. We use two ensembles of $2 + 1$ -flavor overlap fermion at pion masses $m_\pi = 380$ and 290 MeV. By calculating the $I = 1$ correlators in the center-of-mass and three moving frames, we obtain the form factor at ten different values of the time-like momentum transfer around the vector resonance. We compare the results with the phenomenological model of Gounaris-Sakurai and its variant.

PACS numbers: 12.38.Gc 13.75.Lb 13.40.Gp

Keywords: time-like pion form factor, finite-volume method, lattice QCD

I. INTRODUCTION

Lattice Quantum Chromodynamics (QCD) has been successful to provide first-principles calculation of various physical quantities, among which the calculations of the so-called *gold-plated* quantities, such as the lowest-lying hadron masses, decay constants and matrix elements with one hadron or vacuum as the initial or final state, are carried out with controlled errors. On the other hand, there are many interesting physical observables that are beyond *gold-plated*. An interesting example is that of transition amplitudes involving non-QCD initial/final states, such as the amplitudes for $\eta_c, \chi_{c0} \rightarrow \gamma\gamma$ [1] and $\pi^0 \rightarrow \gamma\gamma$ [2–6]. Another example is the $K \rightarrow \pi\pi$ decay [7–9], where the final state consists of multiple strongly interacting pions. For such cases, the finite-volume correction to the two-body state must be properly taken into account [10].

For the $K \rightarrow \pi\pi$ decay, the main efforts have been made to reproduce the physical amplitude where the center-of-mass (CM) energy of the two pions, E^* , is equal to the kaon mass m_K . In this work, on the other hand, we study a simpler quantity, the time-like pion form factor, for which the final state contains two pions but its energy E^* varies in the whole $\pi\pi$ elastic scattering region.

Physically, the time-like pion form factor describes how an electromagnetic vector current couples to two pions. We concentrate on the iso-vector part of the electromagnetic current, which associates with an isospin $I = 1$ $\pi\pi$ scattering state. The corresponding $\pi\pi$ scattering phase has been studied by several lattice groups using different techniques [11–17].

Besides the tests of the lattice calculations of multi-particle states, the pion form factor provides information on the electromagnetic structure of pion. At tree-level, the coupling of an electromagnetic current to spinless point-like particles is completely determined by their charge. For the composite particles such as pion, however, one must take account of their internal structure, which is described by a form factor depending on the momentum transfer, the so-called electromagnetic form factor. A direct lattice QCD calculation of the pion form factor can reveal this internal structure of the pion. Experimentally, the time-like pion form factor can be measured through the process $e^+e^- \rightarrow \pi^+\pi^-$, and it shows a resonance structure due to the ρ meson. It is therefore interesting to calculate the whole functional form on the lattice and compare it with the available experimental data.

Previous lattice calculation of the pion form factor has been carried out at Euclidean (or

space-like) momenta, $q^2 < 0$ [18–24]. At low momenta $q^2 \rightarrow 0^-$ the pion charge radius can be extracted. In this work, we calculate the pion form factor in the time-like momentum region, which provides a different approach to extract the charge radius from the opposite direction $q^2 \rightarrow 0^+$.

The method to calculate the amplitudes or the form factors involving two particles in the final state was originally proposed by [10] and extended to moving frames by [25, 26]. All these works chose $K \rightarrow \pi\pi$ as the process to study, where the initial state is an on-shell kaon and the final state consists of $\pi\pi$ in the $I = 0$ or 2 channel. In [27], it is proposed to extract the pion form factor from the process $\gamma^* \rightarrow \pi\pi$, where the initial state is a virtual photon and the two pions form a P -wave scattering final state in the $I = 1$ channel. In this work we adopt this approach and extend it to the moving frames, which allow us to obtain the form factor in the whole elastic $\pi\pi$ scattering region.

The methods described above and used in our calculation are universal and can be applied to other physical observables involving two-particle initial or final state. A direct extension is the time-like scalar form factor of the pion. In this case, the interest is in the $I = 0$ scalar channel, where the sigma resonance is relevant. If we consider two particles with unequal masses, the method may be extended to the $K\pi$ system. The time-like form factor is then related to the process of semileptonic τ decays $\tau \rightarrow K\pi\nu_\tau$, where a weak current couples to $K\pi$ and a resonance K^* appears in this channel. One may also extend the calculation from the meson sector to the baryon sector, such as the time-like nucleon form factor associated with the process $e^+e^- \rightarrow p\bar{p}$.

Since most of the hadrons, such as ρ , K^* and Δ , are resonances, one should treat them as a multi-particle system in the lattice calculation. In this regard, our exploratory study of the time-like pion form factor provides a test of the lattice method and helps to pave the way towards more challenging calculations with full consideration of more complicated resonance physics.

This paper is organized as follows. In Section II we introduce some phenomenological background of the time-like pion form factor. In Section III we discuss on the finite-volume method used in our calculation. Then, in Section IV we give the construction of the interpolating operator and the correlation function. The analysis of lattice results is described in Section V.

II. TIME-LIKE PION FORM FACTOR

Hadron production via virtual photon in e^+e^- -annihilation offers a fundamental test of QCD. At low energies, the dominant hadronic final state consists of two charged pions. The total cross section $\sigma(e^+e^- \rightarrow \pi^+\pi^-)$ is given by a square of the modulus of the electromagnetic pion form factor $F_\pi(s)$,

$$\sigma(e^+e^- \rightarrow \pi^+\pi^-) = \sigma^0(e^+e^- \rightarrow \pi^+\pi^-)|F_\pi(s)|^2, \quad (1)$$

where $\sigma^0(e^+e^- \rightarrow \pi^+\pi^-)$ is the tree-level cross section calculated with scalar QED by assuming that the pion is a point-like particle. The QCD corrections are all encoded in the pion form factor $F_\pi(s)$, which describes how a (virtual) photon couples to two pions in the final state.

The pion form factor is defined by a vector matrix element between the QCD vacuum and the $\pi\pi$ in- and out-states

$$\begin{aligned} \langle \pi^+(\mathbf{p}_+)\pi^-(\mathbf{p}_-), \text{in} | j_\mu^{em}(0) | 0 \rangle &= +i(p_+ - p_-)_\mu F_\pi(s - i\varepsilon), \\ \langle \pi^+(\mathbf{p}_+)\pi^-(\mathbf{p}_-), \text{out} | j_\mu^{em}(0) | 0 \rangle &= -i(p_+ - p_-)_\mu F_\pi(s + i\varepsilon), \end{aligned} \quad (2)$$

with $p_\pm = (E_\pm, \mathbf{p}_\pm)$ the four-momenta of π^\pm and $s = (p_+ + p_-)^2$ an invariant mass square of the two-pion system. The π -state is normalized as

$$\langle \pi^a(\mathbf{p}) | \pi^b(\mathbf{q}) \rangle = 2E(2\pi)^3 \delta_{ab} \delta(\mathbf{p} - \mathbf{q}), \quad a, b = +, -, 0. \quad (3)$$

The hadronic electromagnetic current j_μ^{em} is given in terms of three-flavor currents as $j_\mu^{em} = \frac{2}{3}\bar{u}\gamma_\mu u - \frac{1}{3}\bar{d}\gamma_\mu d - \frac{1}{3}\bar{s}\gamma_\mu s$, where u , d , and s refer to the quark fields. One can also write j_μ^{em} in an isospin basis as $j_\mu^{em} = j_\mu^{I=1} + \frac{1}{3}j_\mu^{I=0} - \frac{1}{3}j_\mu^s$, with

$$\begin{aligned} j_\mu^{I=1} &= \frac{1}{2}(\bar{u}\gamma_\mu u - \bar{d}\gamma_\mu d), \\ j_\mu^{I=0} &= \frac{1}{2}(\bar{u}\gamma_\mu u + \bar{d}\gamma_\mu d), \\ j_\mu^s &= \bar{s}\gamma_\mu s. \end{aligned} \quad (4)$$

In the isospin symmetry limit, the $j_\mu^{I=0}$ and j_μ^s do not contribute to $F_\pi(s)$. Our calculation is performed in the limit of $m_u = m_d$, thus the vector current is given by $j_\mu^{I=1}$ and the ρ - ω mixing effects are neglected. To extend the calculation beyond the isospin-symmetric limit, the disconnected diagrams need to be calculated, which is a subject of future studies.

The pion form factor $F_\pi(s)$ is analytic in the complex s -plane, with a branch cut from $4m_\pi^2$ to ∞ . The unitarity of the scattering matrix implies

$$\langle f, \text{out} | j_\mu | 0 \rangle - \langle f, \text{in} | j_\mu | 0 \rangle = - \sum_n [\langle f, \text{in} | n, \text{out} \rangle - \delta_{fn}] \langle n, \text{out} | j_\mu | 0 \rangle, \quad (5)$$

where $|f\rangle$ stands for the $\pi\pi$ states. In the elastic scattering region, due to the energy-momentum conservation, the sum over $|n\rangle$ is restricted to $\pi\pi$ states as well. The coefficient $(\langle f, \text{in} | n, \text{out} \rangle - \delta_{fn})$ is then given by $\pi\pi$ scattering amplitude. In the isovector channel, only the P -wave amplitude $t_1(s) = (e^{2i\delta_1(s)} - 1)/2i$ contributes to the unitarity condition, where $\delta_1(s)$ is the P -wave $\pi\pi$ scattering phase. One can then simplify (5) as

$$\text{Im } F_\pi(s) = t_1^*(s) F_\pi(s + i\varepsilon) = \sin \delta_1(s) e^{-i\delta_1(s)} F_\pi(s + i\varepsilon) \quad (6)$$

for $s < (4m_\pi)^2$. It shows that the complex phase of the pion form factor is equivalent to the P -wave $\pi\pi$ scattering phase below the inelastic threshold. This result is known as Watson's final-state theorem.

At low energies the process of P -wave $\pi\pi$ scattering is approximated well by the production and decay of the ρ -meson, which is represented by a simple vector-meson-dominance (VMD) form

$$F_\pi^{VMD}(s) = \frac{A}{s - m_\rho^2}, \quad A = -m_\rho^2, \quad (7)$$

with m_ρ the ρ -meson mass. The form factor is normalized such that $F_\pi^{VMD}(0) = 1$, which is required by the charge conservation. This form is, however, not very satisfactory since the instability of the ρ -meson is not taken into account. To include the $\pi\pi$ branch cut, Gounaris and Sakurai (GS) introduced an analytic form that takes account of the $\rho \rightarrow \pi\pi$ transition [28]

$$F_\pi^{GS}(s) = \frac{A}{s - m_\rho^2 - \Pi_\rho(s)}, \quad A = -m_\rho^2 - \Pi_\rho(0), \quad (8)$$

where the function $\Pi_\rho(s)$ stands for the ρ meson self-energy due to the two-pion loop diagram.

Near the resonance energy, the $\rho \rightarrow \pi\pi$ transition amplitude can be parametrized as

$$\langle \pi^+ \pi^-, \text{out} | \rho, \varepsilon, \text{in} \rangle = g_{\rho\pi\pi} \varepsilon_\mu \cdot (p_+ - p_-)^\mu, \quad (9)$$

through which the $\rho\pi\pi$ coupling $g_{\rho\pi\pi}$ is defined. The value of $g_{\rho\pi\pi}$ can be estimated with the experimental measurement of $\rho \rightarrow \pi\pi$ decay width

$$\Gamma_{\rho\pi\pi} = \frac{g_{\rho\pi\pi}^2}{6\pi} \frac{k_\rho^3}{m_\rho^2}, \quad k_\rho = \sqrt{m_\rho^2/4 - m_\pi^2}. \quad (10)$$

Using the optical theorem, the imaginary part of $\Pi_\rho(s)$ can be related to the $\rho \rightarrow \pi\pi$ amplitude, or equivalently $g_{\rho\pi\pi}$, through

$$\text{Im } \Pi_\rho(s) = -\frac{g_{\rho\pi\pi}^2}{6\pi} \frac{k^3}{\sqrt{s}}, \quad k = \sqrt{s/4 - m_\pi^2}. \quad (11)$$

The real part of $\Pi_\rho(s)$ can be related to its imaginary part using a twice-subtracted dispersion relation. Hence, $F_\pi^{GS}(s)$ has only two parameters m_ρ and $g_{\rho\pi\pi}$. An explicit expression $F_\pi^{GS}(s)$ is given in Appendix A. In particular, the s -dependence of P -wave pion-pion scattering phase induced from the GS model is given in (A8).

As shown in Figure 1, the GS form gives a reasonably good approximation to the experimental measurements of the scattering phase, but $|F_\pi^{GS}(s)|$ is about 10% lower near the resonance peak $\sqrt{s} = m_\rho$. The deviation may arise from the $\rho - \omega$ mixing due to the isospin breaking effect. In [36] the ω contribution is subtracted from the CMD-2 data and the peak value of the form factor is only $\sim 3\%$ smaller than the original one, which suggests that $\rho - \omega$ mixing effect is not the only source of the deviation between the GS model and experimental data. This is further confirmed by our lattice calculation, where the up and down quark masses are set identical while the peak value of the GS form factor is 27% and 20% smaller than the lattice results at $m_\pi = 380$ MeV and 290 MeV, respectively, as shown later in Figure 13.

One way to make the GS form closer to the experimental data is to include the contributions from higher resonances such as $\rho(1450)$ and $\rho(1700)$ [37, 38]. After doing this, the extended GS form does agree with the experimental measurements but there are still some doubts on whether the higher resonances really affect the form factor at the ρ -resonance peak in the suggested way [36].

Another way to modify the GS form is to focus only on the resonance region $s \approx m_\rho^2$ and assume the ρ -meson dominance. The matrix elements in (2) are then factorized into two parts: $\langle \pi^+\pi^-, \text{out} | \rho, \varepsilon, \text{in} \rangle$ and $\langle \rho, \varepsilon, \text{in} | j_\mu | 0 \rangle = g_{\rho,em} m_\rho^2 \varepsilon_\mu$, where the former one is related to $g_{\rho\pi\pi}$ by (9) and the latter yields the ρ -meson decay constant $g_{\rho,em}$. Consequently, the form factor is constructed as [39, 40]

$$F_\pi^{GS+VMD}(s) = \frac{A}{s - m_\rho^2 - \Pi_\rho(s)}, \quad A = -g_{\rho\pi\pi} g_{\rho,em} m_\rho^2, \quad (12)$$

where the numerator is given by $-g_{\rho\pi\pi} g_{\rho,em} m_\rho^2$ and the denominator still uses the dressed ρ propagator. Using $g_{\rho\pi\pi} = 5.95(2)$ and $g_{\rho,em} = 0.2017(9)$ extracted from the $\rho \rightarrow e^+e^-$

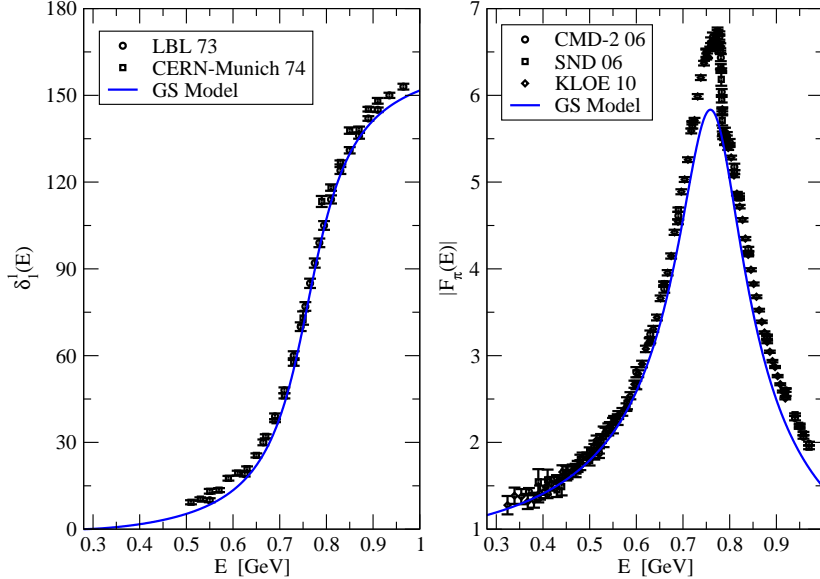


FIG. 1: Comparison of the GS model with the experimental measurements of P -wave pion-pion scattering phase $\delta_1(s)$ and the modulus of the pion form factor $|F_\pi|$. We use $E = \sqrt{s}$ as the label of x-axis. On the left hand side, circles are from [29], where the scattering phase is extracted from the reactions $\pi^+p \rightarrow \pi^+\pi^-\Delta^{++}$, while the squares from [30] based on $\pi^-p \rightarrow \pi^-\pi^+n$. On the right hand side, circles, squares and diamonds stand for the data of $|F_\pi(s)|$, compiled using the CMD-2 06 [31, 32], SND 06 [33], and KLEO 10 e^+e^- -data [34], respectively. The blue curve shows the GS model (A8) and (A6), where the Particle Data Group (PDG) [35] values $m_\pi = 0.1395702(4)$ GeV and $m_\rho = 0.7753(3)$ GeV are inputs and $g_{\rho\pi\pi} = 5.95(2)$ is estimated with the PDG value of $\Gamma_\rho = 0.1478(9)$ GeV.

decay width as inputs, this formula gives a good description of the experimental data near the resonance peak but violates the charge conservation condition at $s = 0$.

Comparing (8) to (12), it is natural to introduce an s -dependent $A(s)$ and write the form factor as

$$F_\pi(s) = \frac{A(s)}{s - m_\rho^2 - \Pi_\rho(s)} = F_\pi^{GS}(s) \sum_{n=0}^N c_n (s - m_\rho^2)^n. \quad (13)$$

Here we use a Taylor expansion at $s = m_\rho^2$ to describe the behavior of the form factor near the resonance region. The polynomial terms are introduced to account for the deviation

between the $F_\pi^{GS}(s)$ given by (8) and the $I = 1$ part of the experimental data, which may arise from the interference between ρ and higher resonances such as $\rho(1450)$ and $\rho(1700)$. The coefficients c_n should respect the charge conservation condition, *i.e.* $\sum_{n=0}^N c_n (-m_\rho^2)^n = 1$.

In our work, since we calculate the scattering phase and the modulus of the form factor at several discrete energies, we adopt the form (13) to describe their s -dependence. This induces a model dependence in our final results for the parameters m_ρ , $g_{\rho\pi\pi}$ and the charge radius $\langle r_\pi^2 \rangle$. But the model-dependence will become milder if one collects more data points at various energies. As the data points become dense, lattice QCD will eventually provide a complete description of the low-energy time-like pion form factor from the first-principles.

III. FINITE-SIZE METHOD

According to the general idea of [41] for the study of two-body scattering problem on the lattice, we consider the two-pion system in a box of finite size L .

Given an $I = 1$ vector-current operator $j_{\mathbf{b}} = \bar{\psi}(\mathbf{b} \cdot \boldsymbol{\gamma}) \frac{\tau^3}{2} \psi$ one can construct a correlation function in a finite volume $V = L^3$ as

$$C_V(t) = \int_V d^3\mathbf{x} e^{-i\mathbf{P}\cdot\mathbf{x}} \langle 0 | j_{\mathbf{b}}(\mathbf{x}, t) j_{\mathbf{b}}^\dagger(\mathbf{0}, 0) | 0 \rangle, \quad (14)$$

where an unit vector \mathbf{b} indicates the polarization direction of the vector current and \mathbf{P} is the total three-momentum. When $\mathbf{P} \neq \mathbf{0}$, \mathbf{b} can be set either parallel or perpendicular to \mathbf{P} to make the operator $j_{\mathbf{b}}$ belong to a certain irreducible representation of the rotational group. Since $j_{\mathbf{b}}$ has the same quantum number as a two-pion system in the $I = 1$ channel, two-pion states appear in the correlator as intermediate states,

$$C_V(t) \rightarrow \sum_n |\langle 0 | j_{\mathbf{b}} | \pi\pi, n \rangle_V|^2 e^{-E_n t}. \quad (15)$$

Here the arrow denotes the asymptotic contributions in the large time separations, where the $\pi\pi$ states of various relative momenta dominate as the lowest energy states.

By studying the time-dependence of the correlator, one obtains two observables from (15): E_n and $|\langle 0 | j_{\mathbf{b}} | \pi\pi, n \rangle_V|^2$. The discrete energy E_n contain the information of pion-pion scattering and can be related to the infinite-volume P -wave scattering phase δ_1 by Lüscher formula [41] and its extension to the moving frames where the total momenta \mathbf{P} is non-zero [25, 26, 42]

$$n\pi - \delta_1(k) = \phi^{\mathbf{P}, \Gamma}(q = kL/2\pi), \quad \sqrt{s} = \sqrt{E_n^2 - \mathbf{P}^2} = 2\sqrt{m_\pi^2 + k^2}. \quad (16)$$

Here, $\phi^{\mathbf{P},\Gamma}(q)$ is a known function, irrelevant to the details of the interaction. It only depends on the moving frame \mathbf{P} and the irreducible representation Γ that the operator $j_{\mathbf{b}}$ belongs to. The ‘‘momentum’’ k entering in $\phi^{\mathbf{P},\Gamma}(q)$ through q is indirectly determined by the energy E_n as shown by the second equation of (16). The formula (16) is widely used in various lattice calculations of the P -wave pion-pion scattering phase and the studies of the ρ -resonance properties. The formulae used in this calculation are listed in Appendix B.

Since E_n can be used to determine the scattering phase δ_1 , which is the complex phase of $F_\pi(s)$, a natural question arises whether one can relate $|\langle 0|j_{\mathbf{b}}|\pi\pi, n\rangle_V|^2$ to $|F_\pi(s)|^2$. Meyer gave an answer to this question in [27], where he introduced an external vector particle W which couples to the quarks via an infinitesimal interaction $H_{\text{int}}(x) = ej_\mu(x)W^\mu(x)$. Then, the matrix element $\langle \pi\pi, \text{out}|j_\mu(0)|0\rangle$ is related to the amplitude $\langle \pi\pi, \text{out}|H_{\text{int}}(0)|W\rangle$, which is analogous to the $K \rightarrow \pi\pi$ transition amplitude $\langle \pi\pi, \text{out}|\mathcal{L}_W(0)|K\rangle$. The techniques used in deriving the Lellouch-Lüscher formula for $K \rightarrow \pi\pi$ [10] can thus be transplanted to the case of $W \rightarrow \pi\pi$. The main difference is that $K \rightarrow \pi\pi$ contains a S -wave $\pi\pi$ scattering in the $I = 0$ or 2 channel while $W \rightarrow \pi\pi$ has a P -wave scattering in the $I = 1$ channel. We generalize the formula of [27] to the case of general moving frames. The relation between the finite-volume matrix element $|\langle 0|j_{\mathbf{b}}|\pi\pi, n\rangle_V|^2$ and the square of the modulus of the form factor in the infinite volume is written as

$$|F_\pi(s)|^2 = \frac{\gamma}{g(\gamma)^2} \left(k \frac{\partial \delta_1(k)}{\partial k} + q \frac{\partial \phi^{\mathbf{P},\Gamma}(q)}{\partial q} \right) \frac{3\pi s}{2k^5} |\langle 0|j_{\mathbf{b}}(0)|\pi\pi, n\rangle_V|^2, \quad (17)$$

where s takes the discrete values $s = E_n^{*2}$ with E_n^* the center-of-mass energy of the state corresponding to E_n . γ is a Lorentz boost factor $\gamma = E_n/E_n^*$ and the function $g(\gamma)$ takes the value of $g(\gamma) = \gamma$ for $\mathbf{b} \parallel \mathbf{P}$ and $g(\gamma) = 1$ for $\mathbf{b} \perp \mathbf{P}$. In the case of vanishing \mathbf{P} , (17) reduces to the formula in [27].

In the $K \rightarrow \pi\pi$ decays, the power-law finite-volume corrections are accounted for by the $\pi\pi$ -states rather than the single K -states. It is therefore simpler to retain the essential physical aspects of $\pi\pi$ and eliminate the kaon [43]. Following this idea, we make another demonstration of (17) without introducing the fictitious state W . Some details are given in Appendix C.

IV. LATTICE SETUP

In this work we use the 2 + 1-flavor overlap fermion ensembles generated by the JLQCD collaboration [44]. Using the overlap fermions ensures exact chiral symmetry in the chiral limit at finite lattice spacings. The calculation is performed at bare quark masses $am = 0.025$ and 0.015 , that correspond to the pion masses $m_\pi = 380$ MeV and 290 MeV, respectively. Physical kinematics that the ρ meson decays to two pions is realized in both cases. The Iwasaki gauge action is employed together with the unphysically heavy Wilson fermions that prevent the topological charge from changing its value during the Hybrid Monte Carlo simulation [45]. The β value is 4.30 , that corresponds to the lattice spacing $a = 0.112(1)$ fm for both pion masses. To make a full control of systematic effects, having multiple lattice spacings and performing a continuum extrapolation are important. This would require further simulation efforts and shall be done in the future. The lattice size is $(L/a)^3 \times (T/a) = 24^3 \times 48$, and the lattice extent L in the physical unit is 2.6 fm, which roughly satisfies $m_\pi L \gtrsim 4$. The effect of fixing topological charge would not be significant on such large volume lattice [46].

We construct a vector-current operator using two-flavor quark fields $\bar{\psi}$ and ψ and consider its Fourier transform

$$j_{\mathbf{b}}^{\bar{\psi}\psi}(\mathbf{P}, t) = \frac{Z_V}{L^{3/2}} \sum_{\mathbf{x}} e^{-i\mathbf{P}\cdot\mathbf{x}} \left(\bar{\psi}(\mathbf{b} \cdot \boldsymbol{\gamma}) \frac{\tau^3}{2} \psi \right) (\mathbf{x}, t), \quad (18)$$

where \mathbf{b} is a unit vector and $\mathbf{b} \cdot \boldsymbol{\gamma}$ is defined as

$$\mathbf{b} \cdot \boldsymbol{\gamma} = \sum_{i=1}^3 b_i \Gamma_i^{\text{rot}}, \quad \Gamma_i^{\text{rot}} = \gamma_i \left(1 - \frac{aD_{ov}(0)}{2m_0} \right). \quad (19)$$

Here, we use the rotated gamma matrices Γ_i^{rot} to remove the $O(a)$ lattice artifacts from the interpolating operator. $D_{ov}(m_q)$ is the overlap-Dirac operator for the quark mass m_q , and $m_0 = 1.6$ is the (negative) mass parameter to define the kernel of the overlap-Dirac operator. In the continuum limit $a = 0$, Γ_i^{rot} reduces to the conventional gamma matrix γ_i . Z_V is the renormalization factor for the vector currents. Its value $Z_V = 1.39360(48)$ is obtained non-perturbatively [47].

Besides the construction using the quark fields, one can also define the vector-current operator using $\pi^+\pi^-$ meson pairs

$$j_{\mathbf{b}}^{(\pi\pi,n)}(\mathbf{P}, t) = \pi^+(\mathbf{p}_1, t)\pi^-(\mathbf{p}_2, t) - \pi^+(\mathbf{p}_2, t)\pi^-(\mathbf{p}_1, t), \quad (20)$$

where the pion interpolating operator $\pi^\pm(\mathbf{p}, t)$ is defined as

$$\pi^\pm(\mathbf{p}, t) = \frac{1}{L^{3/2}} \sum_{\mathbf{x}} e^{-i\mathbf{p}\cdot\mathbf{x}} \left(\bar{\psi} \Gamma_5^{\text{rot}} \frac{\tau^\pm}{2} \psi \right) (\mathbf{x}, t). \quad (21)$$

The momenta $\mathbf{p}_{1,2}$ satisfy $\frac{L}{2\pi}\mathbf{p}_{1,2} \in \mathbb{Z}^3$. The total three-momentum of the two-pion system is given by $\mathbf{P} = \mathbf{p}_1 + \mathbf{p}_2$ and the polarization direction is defined as $\mathbf{b} = \frac{\mathbf{p}_1 - \mathbf{p}_2}{|\mathbf{p}_1 - \mathbf{p}_2|}$. The index n specifies the energy levels corresponding to $E_n = \sqrt{m_\pi^2 + \mathbf{p}_1^2} + \sqrt{m_\pi^2 + \mathbf{p}_2^2}$.

We can modify the two-pion interpolating operator (20) by separating the two-pion operators at different time slices

$$\begin{aligned} j_{\mathbf{b}}^{(\pi\pi, n)}(\mathbf{P}, t) &= \frac{1}{2} [\pi^+(\mathbf{p}_1, t_1)\pi^-(\mathbf{p}_2, t_2) + \pi^+(\mathbf{p}_1, t_2)\pi^-(\mathbf{p}_2, t_1)] \\ &\quad - \frac{1}{2} [\pi^+(\mathbf{p}_2, t_1)\pi^-(\mathbf{p}_1, t_2) + \pi^+(\mathbf{p}_2, t_2)\pi^-(\mathbf{p}_1, t_1)], \quad t_{1,2} = t \pm \delta t. \end{aligned} \quad (22)$$

By swapping $\mathbf{p}_{1,2} \rightarrow \mathbf{p}_{2,1}$ or $\pi^\pm \rightarrow \pi^\mp$ we have $j_{\mathbf{b}}^{(\pi\pi, n)} \rightarrow -j_{\mathbf{b}}^{(\pi\pi, n)}$, which verifies that the operator defined in (22) is parity-odd and isospin-odd. The reasons to use (22) in our calculation are two-fold: First, we use the all-to-all propagator [48] in our calculation. When the two pions are put on the same time slice, a different stochastic source for each pion is required to avoid unphysical contributions, but in our implementation [21], only one stochastic source is used for each time slice. Therefore we separate the two pions at different time slices to avoid the unwanted contributions. Second, by separating with a distance of $2\delta t$, the correlation between the two pion-operators is reduced. As a consequence, the precision of the correlator can be improved. For example, in the case of $\mathbf{P} = \mathbf{0}$, the error of the effective energy is reduced by a factor of three by introducing a separation of $\delta t/a = 1$. We examine also the case of $\delta t/a = 2$ and 3, but the change is not very significant. A drawback of using a large δt is that it enhances the excited-state effects because the minimum time separation between pion fields in $j_{\mathbf{b}}^{(\pi\pi, n)}(\mathbf{P}, t)$ and $j_{\mathbf{b}}^{(\pi\pi, n)}(\mathbf{P}, 0)$ is $t - 2\delta t$ rather than t . In this calculation we simply use $\delta t/a = 1$. As indicated in [49], separating the two pion-operators can also be useful in the calculation of the $I = 0$ pion-pion scattering, where it reduces the noise dramatically from the disconnected diagram.

With the vector-current operator $j_{\mathbf{b}}^{\bar{\psi}\psi}$ or $j_{\mathbf{b}}^{(\pi\pi, n)}$, one can construct operators in the irreducible representations of the cubic group (and reflections) using the standard procedure of the character projection

$$j^q(\Gamma, \mathbf{P}, t) = \frac{d_\Gamma}{N_G} \sum_{\hat{R} \in G} \chi_\Gamma^*(\hat{R}) j_{\hat{R}\mathbf{b}}^q(\mathbf{P}, t), \quad (23)$$

No.	\mathbf{P}	G	Γ	$j_{\mathbf{b}}^{(\pi\pi, n)}: [\mathbf{p}_1, \mathbf{p}_2]$	$j_{\mathbf{b}}^{\bar{\psi}\psi}: \mathbf{b}$
				$[(1, 0, 0), (-1, 0, 0)]$	$(1, 0, 0)$
①	$(0, 0, 0)$	O_h	T_1^-	$[(0, 1, 0), (0, -1, 0)]$	$(0, 1, 0)$
				$[(0, 0, 1), (0, 0, -1)]$	$(0, 0, 1)$
②	$(0, 0, 1)$	D_{4h}	A_2^-	$[(0, 0, 1), (0, 0, 0)]$	$(0, 0, 1)$
③	$(1, 1, 0)$	D_{2h}	B_1^-	$[(1, 1, 0), (0, 0, 0)]$	$\frac{1}{\sqrt{2}}(1, 1, 0)$
④	$(1, 1, 1)$	D_{3d}	A_2^-	$[(1, 1, 1), (0, 0, 0)]$	$\frac{1}{\sqrt{3}}(1, 1, 1)$
⑤	$(1, 1, 0)$	D_{2h}	B_2^-	$[(1, 0, 0), (0, 1, 0)]$	$\frac{1}{\sqrt{2}}(1, -1, 0)$

TABLE I: ①, ..., ⑤ identify the operators used in this calculation. \mathbf{P} denotes the total three-momentum in units of $2\pi/L$. G is the cubic rotational group defined in (24). Since the reflection operator is involved, G is a parity doubled little group associated with momentum \mathbf{P} . Γ stands for the irreducible representation of group G . T_1^- is a three-dimensional representation while others are one-dimensional. For a given Γ , one can construct the operators using (23). In our calculation, these interpolating operators can be simplified as $j_{\mathbf{b}}^{(\pi\pi, n)}$ and $j_{\mathbf{b}}^{\bar{\psi}\psi}$. The $j_{\mathbf{b}}^{(\pi\pi, n)}$ are specified using the momenta \mathbf{p}_1 and \mathbf{p}_2 in units of $2\pi/L$. The $j_{\mathbf{b}}^{\bar{\psi}\psi}$ can be determined by the polarization \mathbf{b} . Note that, although the operators ① and ② contain the $j_{\mathbf{b}}^{\bar{\psi}\psi}$ with the same polarization $\mathbf{b} = (0, 0, 1)$, the different total momentum \mathbf{P} makes them belong to the different representations of different groups.

where $q = \bar{\psi}\psi$ or $(\pi\pi, n)$, and $N_G = \sum_{\hat{R} \in G} 1$. The notations follow those of [13, 50]. Here the symmetry group G is introduced as the set of all lattice rotations and reflections \hat{R} . In the case of $\mathbf{P} = \mathbf{0}$, G reduces to the full cubic group O_h . For $\mathbf{P} \neq \mathbf{0}$, on the other hand, G spans a subspace of O_h , under which the momentum \mathbf{P} is invariant or changes only by a minus sign

$$G = \left\{ \hat{R} \in O_h \left| \hat{R}\mathbf{P} = \mathbf{P} \text{ or } \hat{R}\mathbf{P} = -\mathbf{P} \right. \right\}. \quad (24)$$

Γ is the irreducible representation of the group G , while d_Γ and $\chi_\Gamma(\hat{R})$ are the dimension and character of Γ . The character projection makes the operator $j^q(\Gamma, \mathbf{P}, t)$ belong to a given representation Γ .

In a general moving frame with nonzero \mathbf{P} , the operator $j_{\mathbf{b}}^{\bar{\psi}\psi}$ with $\mathbf{b} \parallel \mathbf{P}$ forms a basis of a one-dimensional representation of G . For the operators belonging to the other representations, we take \mathbf{b} and \mathbf{P} such that $\mathbf{b} \perp \mathbf{P}$. In general, $j^q(\Gamma, \mathbf{P}, t)$ defined in (23) is a linear

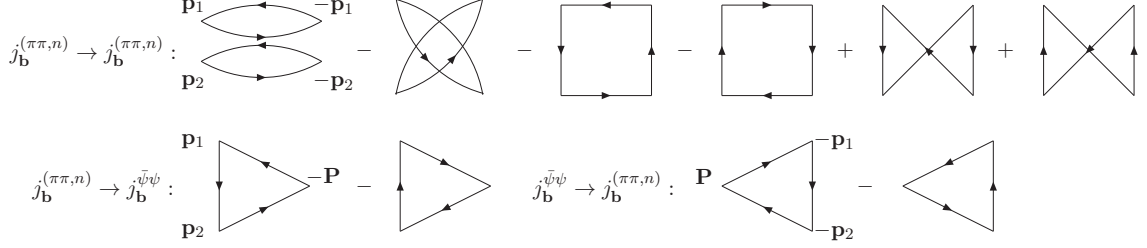


FIG. 2: Quark contractions for three- and four-point correlation functions. The momenta $\pm\mathbf{p}_{1,2}$ are used to indicate the single pion field. $\pm\mathbf{P}$ are used to specify the $j_{\mathbf{b}}^{\bar{\psi}\psi}$ field.

combination of a few $j_{\mathbf{b}}^q$ with different polarization \mathbf{b} , but with our choice these interpolating operators can be simply given by a single $j_{\mathbf{b}}^q$. We list the operators used in our calculation in Table I.

Using the operators ①, ..., ⑤ in Table I, for each set of $\{j_{\mathbf{b}}^{\bar{\psi}\psi}, j_{\mathbf{b}}^{(\pi\pi,n)}\}$, we can construct a 2×2 correlation matrix with its matrix elements defined through

$$C_{q,q'}(t) = \frac{1}{T} \sum_{t_0=0}^{T-1} \left\langle j_{\mathbf{b}}^q(\mathbf{P}, t+t_0) j_{\mathbf{b}}^{q'}(\mathbf{P}, t_0)^\dagger \right\rangle, \quad q, q' = \bar{\psi}\psi \text{ or } (\pi\pi, n). \quad (25)$$

The quark contractions for three- and four-point correlation functions are shown in Figure 2. Then the variational method [51] allows us to isolate the ground state and first excited state from the correlation matrix. From each of the five operator sets, we can calculate two energy eigenvalues, so that we obtain the scattering phase and the pion form factors at ten discrete energies. As shown in (25), we perform a time translation average to reduce the statistical noise of the correlators. This requires the quark propagator inversions at each time slice. For $\mathbf{P} = \mathbf{0}$, we average the correlators using the three operator sets in ①, since T_1^- is a three-dimensional representation. For $\mathbf{P} \neq \mathbf{0}$ we average the correlators carrying total momentum \mathbf{P} with those carrying momenta $\hat{R}\mathbf{P}$ ($\hat{R} \in O_h$), since these correlators are equivalent under the symmetry. This requires various momentum insertions in the propagator inversions. All these requirements are fulfilled by using the all-to-all propagators generated by JLQCD collaboration.

Here we briefly describe the construction of the all-to-all propagator [48, 52] by the JLQCD collaboration [21]. The quark propagator $D^{-1}(x, y)$ can be explicitly composed

using the eigenmodes of the hermitian Dirac operator

$$\begin{aligned}
H(x, y) &= \gamma_5 D(x, y), \quad D^{-1}(x, y) = H^{-1}(x, y) \gamma_5, \\
H(x, y) u_n(y) &= \lambda_n u_n(x) \quad \Rightarrow \quad H^{-1}(x, y) = \sum_n \frac{1}{\lambda_n} u_n(x) u_n^\dagger(y),
\end{aligned} \tag{26}$$

where $H(x, y)$ is a hermitian matrix with its color and spinor indices omitted for simplicity. λ_n is the n_{th} eigenvalue and $u_n(x)$ the associated eigenvector. However, it is not realistic to calculate all the eigenmodes. So we decompose the propagator into low- and high-mode contributions using a projection operator $P_{\text{low}}(x, y) = \sum_{n=1}^{N_\lambda} u_n(x) u_n^\dagger(y)$

$$\begin{aligned}
H^{-1}(x, y) &= H_{\text{low}}^{-1}(x, y) + H_{\text{high}}^{-1}(x, y), \\
H_{\text{low}}^{-1}(x, y) &= H^{-1}(x, z) P_{\text{low}}(z, y) = \sum_{n=1}^{N_\lambda} \frac{1}{\lambda_n} u_n(x) u_n^\dagger(y), \\
H_{\text{high}}^{-1}(x, y) &= H^{-1}(x, z) (\delta_{z, y} - P_{\text{low}}(z, y)).
\end{aligned} \tag{27}$$

We use only the low-lying eigenmodes and supplement them with the remaining high-mode contributions calculated with a stochastic method

$$H(x, y) \phi_{r, d}(y) = (\delta_{x, z} - P_{\text{low}}(x, z)) \eta_{r, d}(z) \quad \Rightarrow \quad H_{\text{high}}^{-1}(x, y) = \frac{1}{N_r} \sum_{r=1}^{N_r} \sum_{d=1}^{N_d} \phi_{r, d}(x) \eta_{r, d}^\dagger(y) \tag{28}$$

where $r = 1, \dots, N_r$ indicates the complex Z_2 stochastic sources and $d = 1, \dots, N_d$ specifies the dilutions in spin, color and space-time positions. Combining the low modes and high modes together yields the so-called all-to-all propagator. In our analysis we use 50 configurations for each ensemble. For each configuration, we use $N_\lambda = 240$, $N_r = 1$ and $N_d = 3 \times 4 \times T/2 = 288$. For more details of the all-to-all propagator technique, we refer readers to [21, 48, 52].

V. ANALYSIS

A. Removal of the around-the-world effects

Before applying the variational technique for the sets of correlators, we first remove the so-called around-the-world effect, which arises due to the finite time extent T in the lattice calculation. This effect modifies the time-dependence of single pion correlator $\langle \pi(t) \pi(0) \rangle$ as $e^{-E_\pi t} + e^{-E_\pi(T-t)}$, with the around-the-world contribution $e^{-E_\pi(T-t)}$. In the calculation of the pion-pion scattering, it can cause a discernible effect especially near $t \sim T/2$ [53–55].

To find out how the around-the-world effects deform the correlator, we insert a complete set of eigenstates into the correlators in (25) as

$$\begin{aligned}
C_{q,q'}(t) &= \sum_{m,m'} \langle m | j_{\mathbf{b}}^q | m' \rangle \langle m' | j_{\mathbf{b}}^{q'\dagger} | m \rangle e^{-E_m(T-t)} e^{-E_{m'}t} \\
&= \sum_n \langle 0 | j_{\mathbf{b}}^q | \pi\pi, n \rangle \langle \pi\pi, n | j_{\mathbf{b}}^{q'\dagger} | 0 \rangle (e^{-E_{\pi\pi,n}(T-t)} + e^{-E_{\pi\pi,n}t}) \\
&\quad + \sum_{\mathbf{p}_1, \mathbf{p}_2} \langle \pi | j_{\mathbf{b}}^q | \pi \rangle \langle \pi | j_{\mathbf{b}}^{q'\dagger} | \pi \rangle (e^{-E_{\pi}(\mathbf{p}_2)(T-t)} e^{-E_{\pi}(\mathbf{p}_1)t} + e^{-E_{\pi}(\mathbf{p}_1)(T-t)} e^{-E_{\pi}(\mathbf{p}_2)t}) + \dots
\end{aligned} \tag{29}$$

In the last equation, the first term represents the physical contribution from the lowest energy states $|m(m')\rangle = |0\rangle$ and $|m'(m)\rangle = |\pi\pi, n\rangle$. The second term is the around-the-world contribution, which arises by setting $|m(m')\rangle = |\pi(\mathbf{p}_1)\rangle$ and $|m'(m)\rangle = |\pi(\mathbf{p}_2)\rangle$. Note that the interpolating operator $j_{\mathbf{b}}^{q,q'}$ carries a three-momentum \mathbf{P} . The momenta \mathbf{p}_1 , \mathbf{p}_2 and \mathbf{P} satisfy the momentum conservation. The largest contamination thus comes from the terms with $\mathbf{p}_1 = \mathbf{0}$ and $\mathbf{p}_2 = \mathbf{P}$ or $\mathbf{p}_1 = -\mathbf{P}$ and $\mathbf{p}_2 = \mathbf{0}$.

To reduce the bulk of these around-the-world effects, we construct a modified correlator through

$$\bar{C}_{q,q'}(t) = C_{q,q'}(t) - C_{q,q'}(t + \Delta t) \frac{\cosh[\Delta E(T/2 - t)]}{\cosh[\Delta E(T/2 - (t + \Delta t))]}, \tag{30}$$

where $\Delta E = E_{\pi}(\mathbf{P}) - E_{\pi}(\mathbf{0})$. With too small Δt a cancellation between $C_{q,q'}(t)$ and $C_{q,q'}(t + \Delta t)$ makes the modified correlator noisy, while too large Δt yields larger intrinsic noise due to large time separation $t + \Delta t$. As a compromise, we take $\Delta t/a = 6$.

B. Extracting the eigenstates

After removing the around-the-world effects, we apply the variational method [51] to extract the energy E_n and the matrix element $|\langle 0 | j_{\mathbf{b}}^q | \pi\pi, n \rangle_V|^2$ from the correlation matrix. The procedure is as follows. We first build the correlation matrix using the modified correlator in (30). By constructing a ratio of the correlation matrix

$$R(t, t_R) = \bar{C}^{-\frac{1}{2}}(t_R) \bar{C}(t) \bar{C}^{-\frac{1}{2}}(t), \tag{31}$$

and solving the eigensystem of

$$R(t, t_R) B_n = D_n(t, t_R) B_n, \quad n = 0, 1 \tag{32}$$

one can determine the eigenvalues $D_n(t, t_R)$ and the normalized eigenvectors B_n for $t > t_R$. Since $R(t, t_R)$ is a Hermitian matrix, the eigenvectors B_n form an orthogonal system, *i.e.* $B^\dagger B = 1$. Then, $D_n(t, t_R)$ is related to the energy eigenvalues of the $\pi\pi$ scattering states through

$$D_n(t, t_R) = D_n(t)/D_n(t_R), \quad (33)$$

with the function $D_n(t)$ defined as

$$D_n(t) = \left(e^{-E_n t} + e^{-E_n(T-t)} \right) \left(1 - \frac{\cosh [E_n(T/2 - (t + \Delta t))] \cosh [\Delta E(T/2 - t)]}{\cosh [E_n(T/2 - t)] \cosh [\Delta E(T/2 - (t + \Delta t))]} \right). \quad (34)$$

Since ΔE and Δt are known, $D_n(t)$ is a function of only E_n and t . Using the lattice data of $D_n(t, t_R)$ as inputs, one can determine E_n .

Note that the eigenvectors of $R(t, t_R)$ can also be given by $\bar{C}^{-\frac{1}{2}}(t_R)A^{-1}$, with $A_{n,q}$ defined as $A_{n,q} = \langle \pi\pi, n | j_{\mathbf{b}}^{q\dagger} | 0 \rangle_V$. A relation between B and A is then established through

$$B_{q,n} = X_n \left[\bar{C}^{-\frac{1}{2}}(t_R)A^{-1} \right]_{q,n} \Rightarrow \left[\bar{C}^{-\frac{1}{2}}(t_R)B \right]_{q,n} = X_n [A^{-1}]_{q,n} \quad (35)$$

with a coefficient X_n to be determined. $B^\dagger B = 1$ leads to $|X_n|^2 = D_n^{-1}(t_R)$. Making use of the relation (35), we obtain

$$\begin{aligned} \left[B^\dagger \bar{C}^{-\frac{1}{2}}(t_R) \bar{C}(t) \right]_{n,q} &= X_n^* D_n(t) A_{n,q} \\ \Rightarrow D_n(t_R) |A_{n,q}|^2 &= \left| \left[B^\dagger \bar{C}^{-\frac{1}{2}}(t_R) \bar{C}(t) \right]_{n,q} \right|^2 D_n^{-2}(t, t_R). \end{aligned} \quad (36)$$

Since $D_n(t, t_R)$ and B are known, (36) can be used to extract $D_n(t_R) |A_{n,q}|^2$. By putting the evaluated value of E_n into (34), one can remove $D_n(t_R)$ and determine $|A_{n,q}|^2$.

In practice, with a given reference time t_R , we determine E_n by fitting the data of $D_n(t, t_R)$ to (34) and obtain $D_n(t_R) |A_{n,q}|^2$ ($q = \bar{\psi}\psi$) from (36). A fitting window of $t \in [t_R + a, t_R + 6a]$ is used in our analysis. We gradually increase t_R until the values of χ^2/dof in the correlated fits are under control. Here χ^2/dof is not a unique criterion to determine the fitting window. We also check the t_R dependence to make sure that the effective mass does not have systematically decreasing behavior. Besides, given a pion mass, we try to have a consistent t_R for different type of correlators, since they have the same vector channel spectral weight function and the excited states will have similar effects on the correlators. t_R is chosen in a conservative way even at which χ^2/dof does not take its minimal value. In this way, we set $t_R/a = 8$ for $m_\pi = 380$ MeV and $t_R/a = 9$ for $m_\pi = 290$ MeV. The

No.	$m_\pi = 380 \text{ MeV}$			$m_\pi = 290 \text{ MeV}$		
	E_n^*	δ_1 ($^\circ$)	$ F_\pi(s) $	E_n^*	δ_1 ($^\circ$)	$ F_\pi(s) $
①	876(7)	133.6(2.8)	41.0(5.7)	796(12)	111.9(3.9)	14.8(1.9)
	1203(8)	174.1(3.9)	1.64(.14)	1134(13)	157.8(7.0)	1.60(.26)
②	817(3)	4.95(.10)	9.28(.42)	671(4)	3.16(.25)	3.65(.14)
	947(10)	158.1(3.0)	7.23(.29)	875(19)	140.1(5.2)	7.36(.85)
③	848(9)	15.73(.87)	19.9(4.0)	718(8)	8.3(1.1)	5.35(.34)
	987(10)	163.1(2.8)	3.95(.35)	936(31)	139.3(8.2)	4.83(.21)
④	913(19)	18.9(5.4)	13.0(4.2)	750(34)	14.3(6.5)	7.6(1.9)
	1047(32)	152(23)	4.2(3.2)	1054(101)	133(31)	3.78(.62)
⑤	871(12)	52.7(5.6)	41.6(5.9)	813(13)	21.8(5.0)	14.3(1.3)
	1040(10)	164.9(3.5)	3.26(.29)	964(21)	150.1(6.8)	3.73(.31)

TABLE II: Center-of-mass energy E_n^* , P -wave pion-pion scattering phase shift δ_1 and the modulus of the pion form factor at the pion masses $m_\pi = 380 \text{ MeV}$ (left block) and 290 MeV (right). E_n^* are given in units of MeV.

fit results are shown in Figures 3–12 for each mass and the operator choices ①, ..., ⑤. In the left panel, the effective masses for the two lowest energy states are shown together with the fit results (gray bands). We fix $t_R/a = 8$ or 9 . The effective mass at $t + a/2$ means an energy obtained from the equation that $D_n(t + a)/D_n(t) = D_n(t + a, t_R)/D_n(t, t_R)$. The right panel represents the effective amplitude $D_n(t_R)|A_{n,q}|^2$ as a function of t . The gray bands show the fitted value and the fitting range. At the $t = t_R$, the data point for the amplitude is missing because $R(t, t_R)$ defined in Eq. (31) is a unit matrix and thus contains no information for the amplitude. Although the signal quality depends on the mass and channel, energy eigenstates are clearly identified for all channels.

C. Results

We convert the energy eigenvalues E_n ($n = 0$ and 1) for each operator choices, *i.e.* the momentum configuration, into the center-of-mass energy E_n^* using the dispersion relation. Then, inserting E_n^* into the Lüscher's formula (16) yields the P -wave scattering phase shift

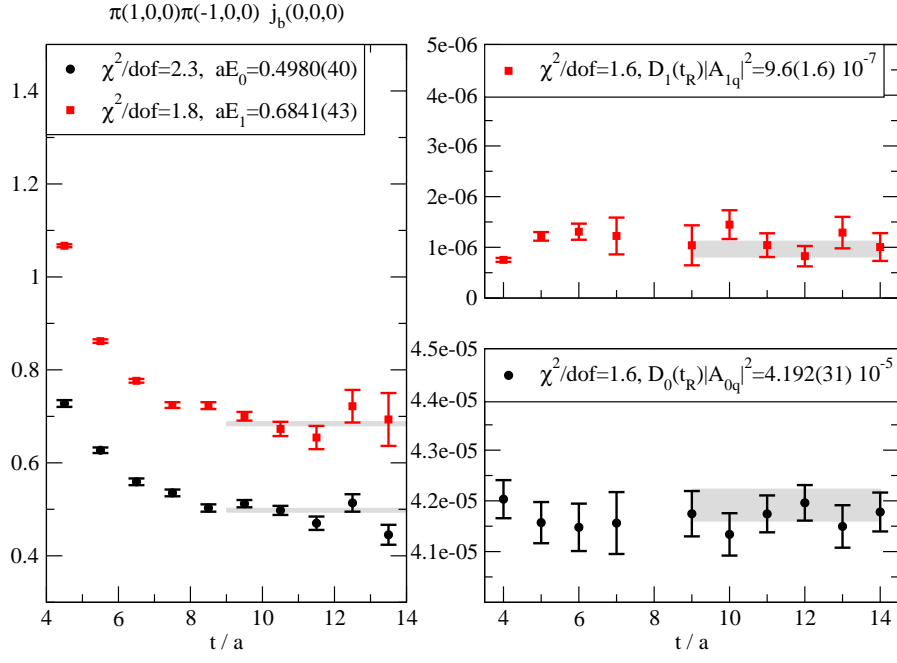


FIG. 3: Effective energies and amplitudes for the operator set ① and $m_\pi = 380$ MeV.

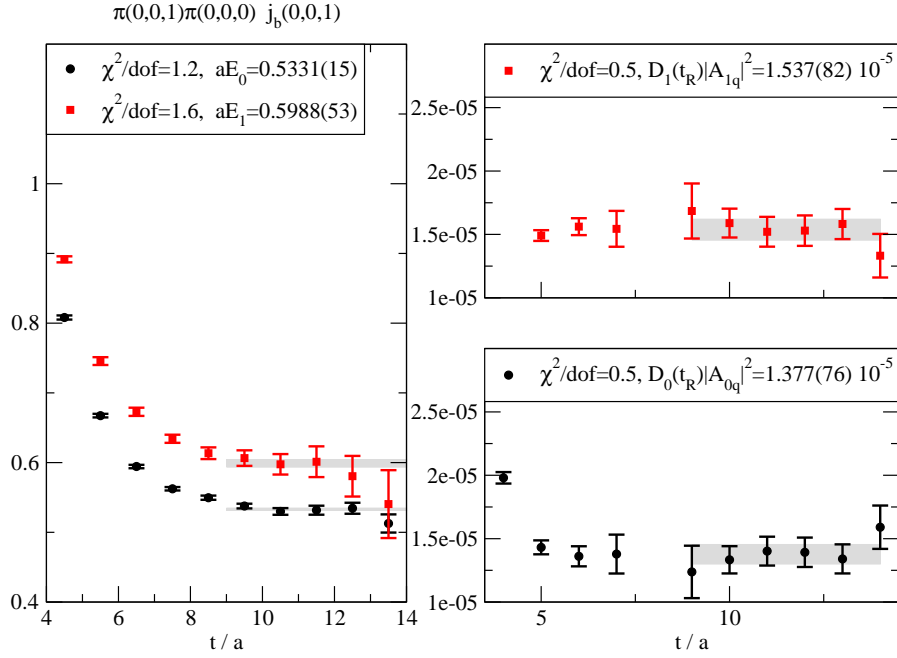


FIG. 4: Same as Figure 3, but for the operator set ② and $m_\pi = 380$ MeV.

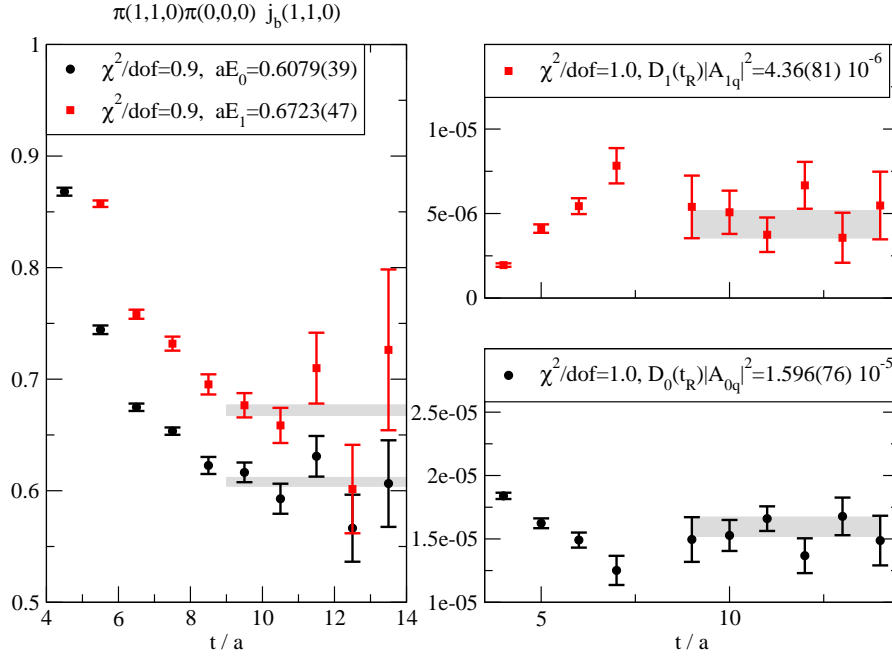


FIG. 5: Same as Figure 3, but for the operator set ③ and $m_\pi = 380$ MeV.

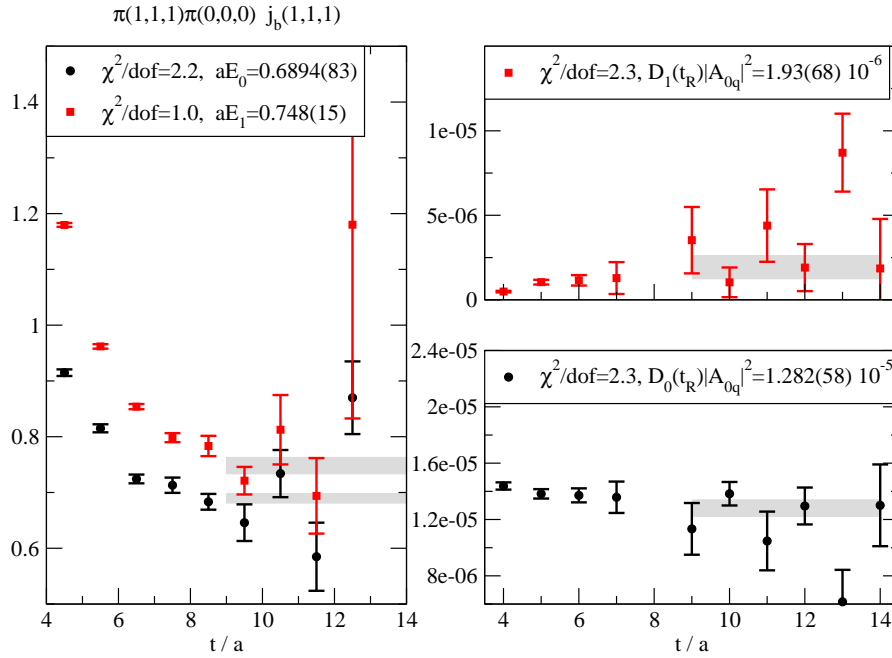


FIG. 6: Same as Figure 3, but for the operator set ④ and $m_\pi = 380$ MeV.

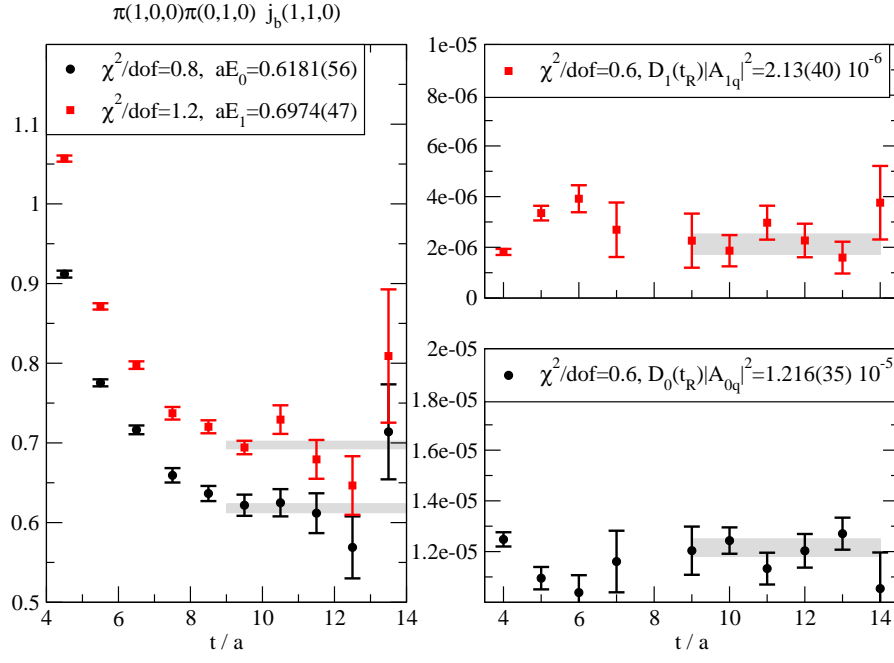


FIG. 7: Same as Figure 3, but for the operator set ⑤ and $m_\pi = 380$ MeV.

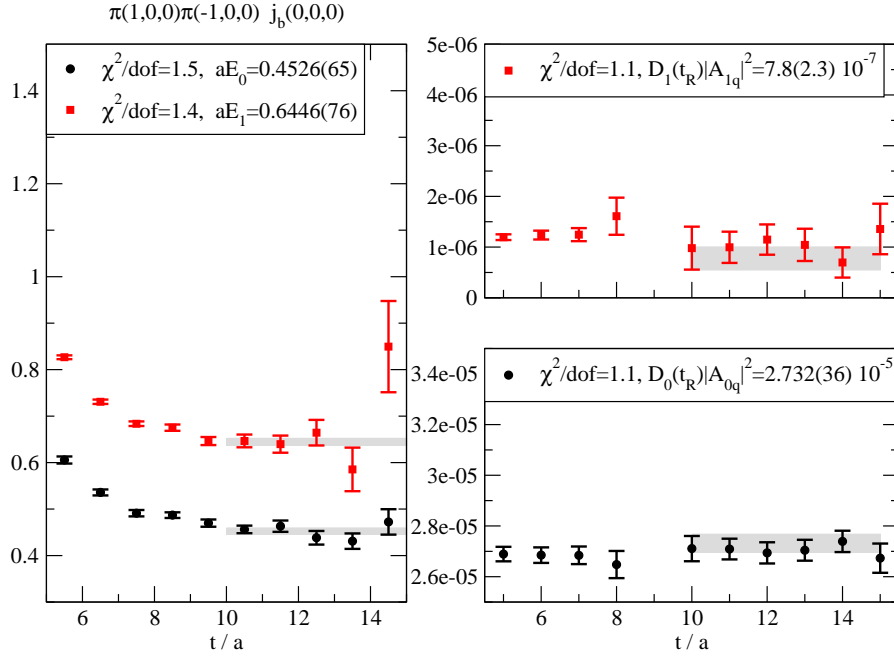


FIG. 8: Same as Figure 3, but for the operator set ① and $m_\pi = 290$ MeV.

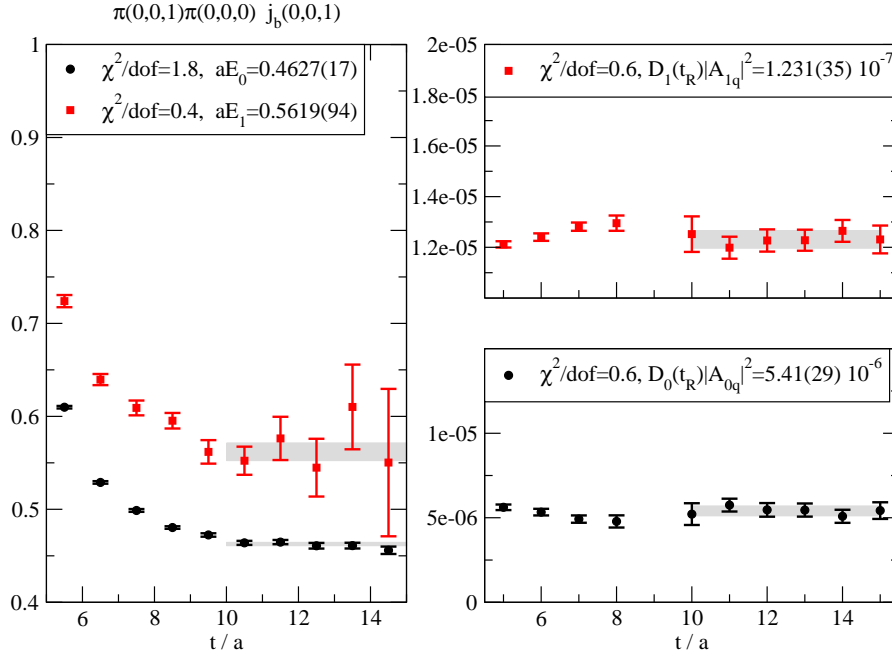


FIG. 9: Same as Figure 3, but for the operator set ② and $m_\pi = 290$ MeV.

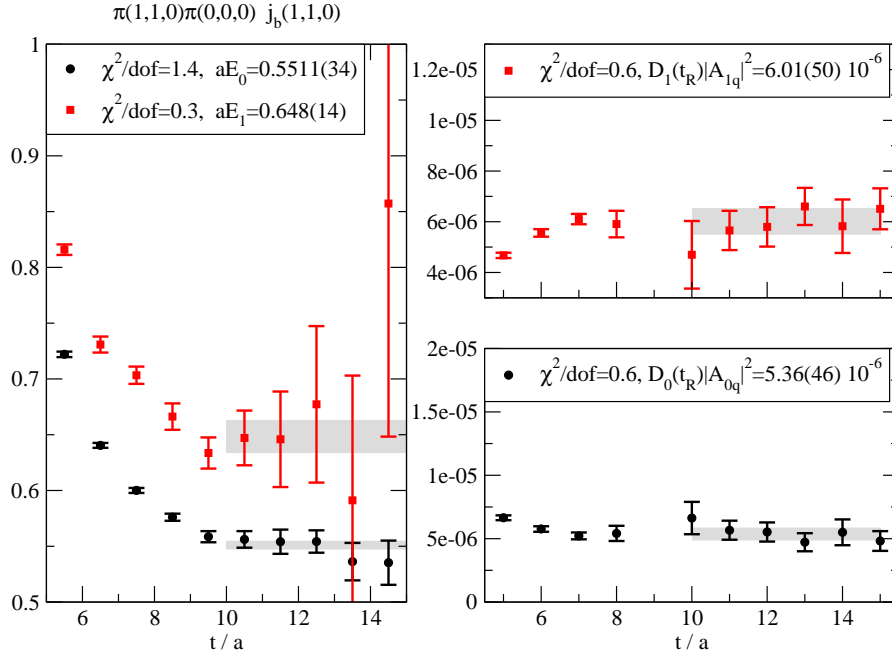


FIG. 10: Same as Figure 3, but for the operator set ③ and $m_\pi = 290$ MeV.

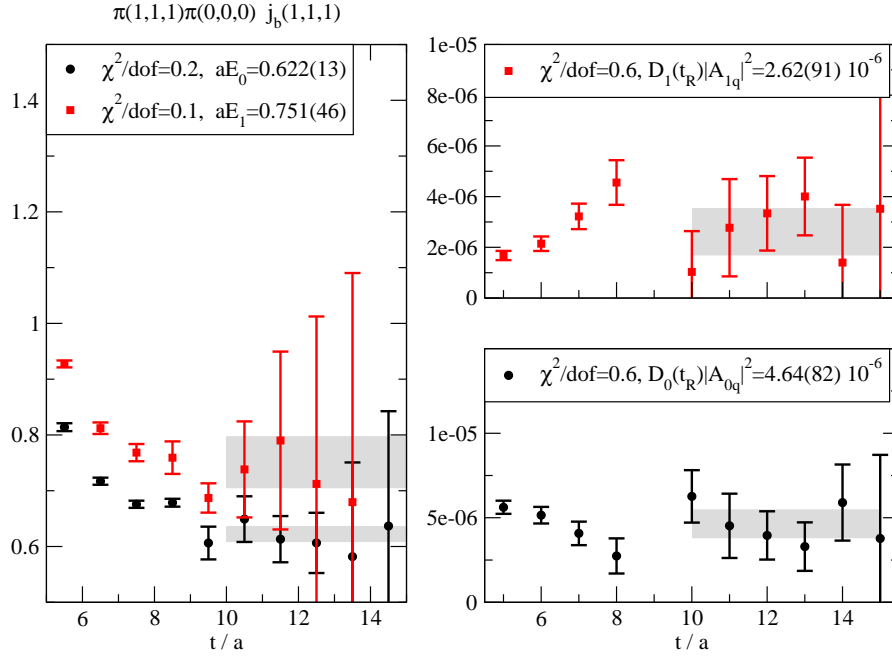


FIG. 11: Same as Figure 3, but for the operator set ④ and $m_\pi = 290$ MeV.

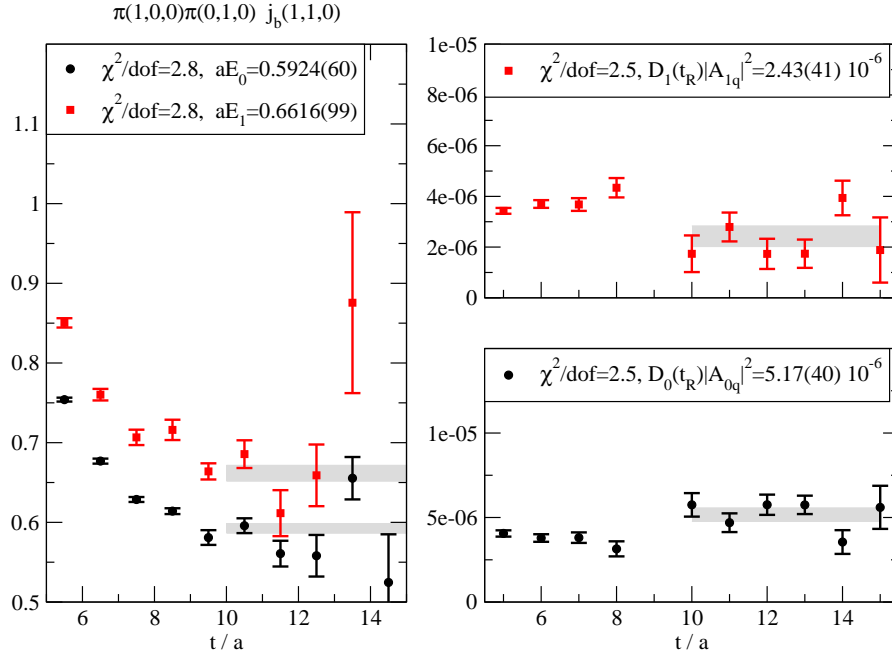


FIG. 12: Same as Figure 3, but for the operator set ⑤ and $m_\pi = 290$ MeV.

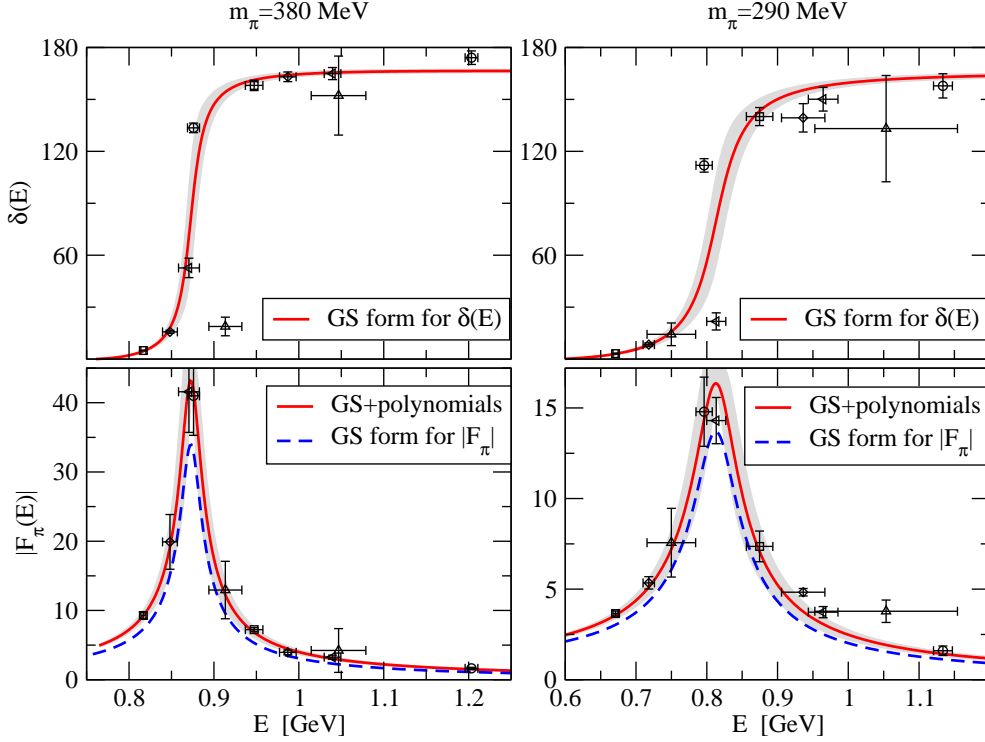


FIG. 13: Upper panels: Scattering phases calculated using the Lüscher formula (16) together with the fits to the GS form (A8). Lower panels: Modulus of the pion form factor calculated using the Lellouch-Lüscher formula (17) together with the GS-model curves (blue dashed) and the fits to (13) (red solid). Circles, squares, diamonds, triangles-up and triangles-left data points correspond to the operator sets ①–⑤ given in Table I, respectively.

δ_1 . The results for E_n^* and δ_1 are shown in Table II. We neglect the $K\bar{K}$ multi-channel effects since the largest energy E_n^* listed in Table II is only slightly higher than $2m_K$.

In the upper panels of Figure 13 we plot the scattering phase δ_1 at various energies E_n^* . To study the energy dependence of δ_1 , we fit the lattice data to the GS model (A8). We find that this model gives a rather good description of the lattice data. Through the fit, we can extract the $g_{\rho\pi\pi}$ coupling and the ρ -resonance mass m_ρ , which are listed in Table IV. Such way to determine the ρ -resonance mass is different from the conventional method to obtain the effective mass from a two-point correlation function. We can make a comparison of m_ρ given in Table IV and the effective mass of operator choice ① given in Table II. As

$m_\pi = 380 \text{ MeV}$			$m_\pi = 290 \text{ MeV}$		
c_0	c_1	c_2	c_0	c_1	c_2
1.273(51)	0.31(10)	-0.07(17)	1.195(47)	0.29(19)	-0.00(27)

TABLE III: Coefficients c_0 , c_1 and c_2 of the model (13). c_1 and c_2 are determined by fitting the lattice data of $(|F_\pi(s)/F_\pi^{GS}(s)| - 1)/s$ to the polynomials $c_1 + c_2(s - 2m_\rho^2)$ and c_0 is determined by charge conservation condition: $c_0 + c_1(-m_\rho^2) + c_2(-m_\rho^2)^2 = 1$. c_1 and c_2 are given in units of GeV^{-2} and GeV^{-4} , respectively.

the pion mass decreases, the effective mass becomes smaller than the m_ρ extracted from the scattering phase. This is consistent with our expectation, since at the physical pion mass, the effective mass of the ground $\pi\pi$ state shall be significantly lower than the physical ρ -meson mass. To see this trend more clearly, we still need to improve precision or to use lighter pion mass.

Near the resonance region, some data points deviate from the fit curve significantly. This might be due to the rapid change of the scattering phase in the resonance region. Namely, some systematic effects in the determination of the energy eigenvalues may translate into a big shift in the scattering phase and cause a deviation from the fit curve. For instance, in our calculation we use only 2×2 correlation matrix, which might not be enough to completely eliminate the excited-state effects.

With the values of $|A_{n,q}|$, we determine the modulus of the pion form factor $|F_\pi(s)|$ using the Lellouch-Lüscher formula (17). In this formula, a derivative of scattering phase is required. Here we use the GS description of the scattering phase (A8). The results for $|F_\pi(s)|$ are given in Table II. In the lower panels of Figure 13, $|F_\pi(s)|$ is shown as a function of energy. As mentioned before, the simple GS form (8) (using the lattice results of m_ρ and $g_{\rho\pi\pi}$ in Table IV as inputs) shown by the dashed curve gives too small values near the resonance region compared to our lattice data.

We then use the modified form (13) to describe the lattice data. The difference between the form (8) and (13) can be written as

$$\frac{|F_\pi(s)|}{|F_\pi^{GS}(s)|} - 1 = \sum_{n=0}^N c_n ((s - m_\rho^2)^n - (-m_\rho^2)^n) = s (c_1 + c_2(s - 2m_\rho^2) + \dots). \quad (37)$$

In Figure 14 we show the data of $(|F_\pi(s)/F_\pi^{GS}(s)| - 1)/s$ as a function of s . The data points

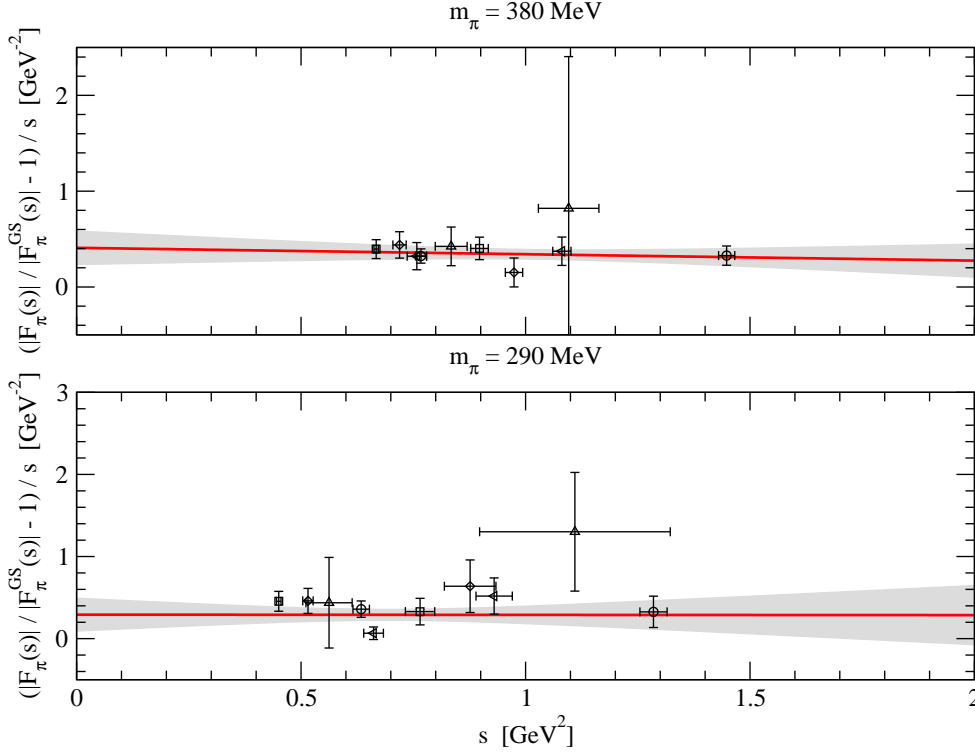


FIG. 14: Difference between the lattice data of $|F_\pi(s)|$ and the GS form (8). The data for $(|F_\pi(s)/F_\pi^{GS}(s)| - 1)/s$ are plotted as a function of s together with the fit to the polynomial $c_1 + c_2(s - 2m_\rho^2)$.

seem to be well described by a straight line up to statistical fluctuations. We therefore fit them to the form $c_1 + c_2(s - 2m_\rho^2)$. The fitting results for c_1 and c_2 , together with c_0 determined from charge conservation, are given in Table III. Within current statistics, the values of c_2 are consistent with 0 for both pion masses, and it is not necessary to pursue higher polynomial terms with $c_{n>2}$. Putting c_0 , c_1 and c_2 into (13), we draw the fit curves for $|F_\pi(s)|$ in Figure 13. By including the polynomial terms, the curves match the lattice data. Note that we have imposed the charge conservation condition when obtaining the values of c_n in Table III. If we don't impose this constraint and fit with a free c_0 , we find for $c_0 + c_1(-m_\rho^2) + c_2(-m_\rho^2)^2 = 1.08(14)$ at $m_\pi = 380 \text{ MeV}$ and $1.12(16)$ at $m_\pi = 290 \text{ MeV}$. The charge conservation condition is well reproduced by our lattice data.

As a by-product of this calculation, we evaluate the pion mean-square charge radius

lattice	$m_\pi = \text{“380 MeV”}$	$m_\pi = \text{“290 MeV”}$
m_π [MeV]	378.6(7)	291.8(1.1)
m_ρ [MeV]	875(7)	819(14)
$g_{\rho\pi\pi}$	5.85(19)	5.78(23)
(time-like) $\langle r_\pi^2 \rangle$ [fm ²]	0.377(38)	0.392(41)
(space-like) $\langle r_\pi^2 \rangle$ [fm ²]	0.334(10)($^{+00}_{-32}$)	0.366(19)($^{+00}_{-42}$)

TABLE IV: Numerical results for m_π , m_ρ , $g_{\rho\pi\pi}$ and $\langle r_\pi^2 \rangle$ at $m_\pi = 380$ MeV (left) and 290 MeV (right). The time-like $\langle r_\pi^2 \rangle$ are evaluated using Eq. (38). The space-like $\langle r_\pi^2 \rangle$ are compiled using the space-like form factor, where the first error is statistical and the second one originates from the choice of the parameterization form of the q^2 dependence of $F_\pi(q^2)$ (linear, quadratic, VMD with polynomial corrections).

(isovector part only) through

$$\langle r_\pi^2 \rangle = 6 \frac{\partial |F_\pi(s)|}{\partial s} \Big|_{s=0} = 6 \left(-\frac{1}{f_0} \left(\frac{b}{4} + \frac{1}{3\pi} \right) + c_1 + c_2 (-2m_\rho^2) \right), \quad (38)$$

using the modified GS form. The first term arises from the GS model with b and f_0 defined in (A7). The second and third terms are the polynomial corrections. The results for $\langle r_\pi^2 \rangle$ are listed in Table IV, where they are compared with the calculation in the space-like momentum transfer on the same gauge ensembles [56, 57]. The central values of the time-like data seem systematically larger than the space-like ones but still consistent within the statistical errors.

VI. CONCLUSION

In this work, we calculate the complex phase and the modulus of the pion form factor in the time-like momentum region. We perform the calculation at two pion masses $m_\pi = 380$ MeV and 290 MeV and at a lattice spacing of $a = 0.11$ fm on $N_f = 2 + 1$ -flavor overlap fermion configurations generated by the JLQCD collaboration.

In the elastic scattering region, the complex phase of $F_\pi(s)$ is given by the P -wave pion-pion scattering phase, thus can be evaluated using the standard Lüscher’s finite-volume formula. We obtain the results at ten different values of s from one setup in the center-of-mass frame and four in the moving frames. From the energy dependence of the scattering phase, we extract the $g_{\rho\pi\pi}$ coupling constant and the ρ -resonance mass m_ρ .

Lattice calculation of the modulus of the pion form factor was originally proposed in [27], and here we extend the method to general moving frames and perform the actual calculation using the all-to-all propagator technique. We obtain a clear signal of the form factor and phase indicating the vector meson resonance. The lattice data for $|F_\pi(s)|$ are not consistent with the simple GS model. To address this discrepancy we introduce a simple polynomial correction to the GS form, which describes the lattice data quite well.

Though we focus on the calculation of the matrix elements $\langle 0 | j_{\mathbf{b}}^{\bar{\psi}\psi} | \pi\pi \rangle_V$, which can be directly related to $|F_\pi(s)|$, the information hidden in the matrix elements of the $j_{\mathbf{b}}^{\pi\pi}$ -current insertion can also be useful for the study of the resonance properties [58–60].

As an exploratory study, our work demonstrates the feasibility of calculating the pion form factor in the time-like region using lattice QCD. It is still challenging to make a precise comparison to the experimental e^+e^- data, since we need to calculate the form factor at the physical pion mass, extract much more data points and control the errors both statistically and systematically at the level of experimental precision.

Acknowledgments

We thank our JLQCD colleagues for many valuable suggestions and encouragement. X.F. would like to thank Prof. Norman H. Christ for very helpful discussions. Numerical simulations are performed on Hitachi SR16000 at High Energy Accelerator Research Organization under a support of its Large Scale Simulation Program (No. 12/13-04 and 13/14-04), as well as on another Hitachi SR16000 at Yukawa Institute for Theoretical Physics, Kyoto University. This work is supported in part by the Grant-in-Aid of the Japanese Ministry of Education (No. 21674002, 25287046, 26247043, 26400259), by MEXT SPIRE and JICFuS and by US DOE grant DE-SC0011941.

Appendix A: Gounaris-Sakurai Model

Using the twice-subtracted dispersion relation, one can relate the real part of $\Pi_\rho(s)$ to its imaginary part through

$$\text{Re } \Pi_\rho(s) = c_0 + c_1 s + \frac{s^2}{\pi} \mathcal{P} \int_{4m_\pi^2}^{\infty} ds' \frac{\text{Im } \Pi_\rho(s')}{s'^2(s' - s)}, \quad (\text{A1})$$

where \mathcal{P} denotes the principal value of the integral. Inserting (11) into the dispersion relation, one has

$$\text{Re } \Pi_\rho(s) = c_0 + c_1 s + \frac{g_{\rho\pi\pi}^2}{6\pi} \left(k^2 h(\sqrt{s}) - \frac{s}{3\pi} + \frac{m_\pi^2}{\pi} \right), \quad (\text{A2})$$

where the function $h(\sqrt{s})$ is given by

$$h(\sqrt{s}) = \frac{2}{\pi} \frac{k}{\sqrt{s}} \ln \left(\frac{\sqrt{s} + 2k}{2m_\pi} \right), \quad (\text{A3})$$

for $s > 4m_\pi^2$. Using the conditions

$$\text{Re } \Pi_\rho(s) \Big|_{s=m_\rho^2} = 0, \quad \frac{d \text{Re } \Pi_\rho(s)}{ds} \Big|_{s=m_\rho^2} = 0, \quad (\text{A4})$$

one can determine the constants c_0 and c_1 and find for

$$\text{Re } \Pi_\rho(s) = \frac{g_{\rho\pi\pi}^2}{6\pi} \left(k^2 (h(\sqrt{s}) - h(m_\rho)) - \frac{2k_\rho^2}{m_\rho} h'(m_\rho) (k^2 - k_\rho^2) \right). \quad (\text{A5})$$

This finally results in the GS form factor as

$$F_\pi^{GS}(s) = \frac{f_0}{k^2 h(\sqrt{s}) - k_\rho^2 h(m_\rho) + b(k^2 - k_\rho^2) - \frac{k^3}{\sqrt{s}} i} \quad (\text{A6})$$

with

$$\begin{aligned} b &= -h(m_\rho) - \frac{24\pi}{g_{\rho\pi\pi}^2} - \frac{2k_\rho^2}{m_\rho} h'(m_\rho), \\ f_0 &= -\frac{m_\pi^2}{\pi} - k_\rho^2 h(m_\rho) - b \frac{m_\rho^2}{4}. \end{aligned} \quad (\text{A7})$$

Here we use the same notations as in [61].

Using the Watson's theorem, it is natural to find for the P -wave pion-pion scattering phase

$$\frac{k^3}{\sqrt{s}} \cot \delta_1(s) = k^2 h(\sqrt{s}) - k_\rho^2 h(m_\rho) + b(k^2 - k_\rho^2). \quad (\text{A8})$$

Near the resonance energy $\sqrt{s} \sim m_\rho$, one has

$$\frac{k^3}{\sqrt{s}} \cot \delta_1(s) = -\frac{24\pi}{g_{\rho\pi\pi}^2} (k^2 - k_\rho^2) + O((\sqrt{s} - m_\rho)^2). \quad (\text{A9})$$

This approximation reproduces the effective range formula, which was proposed in [62] and commonly used in previous lattice QCD studies [11–17] to describe the s -dependence of the scattering phase. Note that both the GS model and effective range formula account

for the leading-order Taylor expansion term at $\sqrt{s} = m_\rho$ and thus have no control of the s -dependence for $\sqrt{s} \gg m_\rho$. In [17], various barriers were set for large s but with the given statistics different parameterizations are not distinguishable. Considering the fact that the current calculation mainly collects the data near the resonance energy, we simply adopt (A8) in our analysis.

Appendix B: Lüscher's formula used in this calculation

Given the total momentum \mathbf{P} and irreducible representation Γ , the ways to construct the function $\phi^{\mathbf{P},\Gamma}(q)$ are given in [41] for the center-of-mass frame and in [42] for the general moving frames. Here we simply give the expressions for $\phi^{\mathbf{P},\Gamma}(q)$, which are defined through

$$\tan \phi^{\mathbf{P},\Gamma}(q) = -\frac{\gamma\pi^{3/2}q}{Z^{\mathbf{d},\Gamma}(q)}, \quad \mathbf{P} = \frac{2\pi}{L}\mathbf{d} \quad (\text{B1})$$

with no ambiguity by setting $\phi^{\mathbf{P},\Gamma}(0) = 0$ and requiring a continuous dependence of $\phi^{\mathbf{P},\Gamma}(q)$ on q . The denominator $Z^{\mathbf{d},\Gamma}(q)$ is given by

$$\begin{aligned} Z_{00}^{\mathbf{d}}, & \quad \text{for } \mathbf{d} = (0, 0, 0), \Gamma = T_1^-, \\ Z_{00}^{\mathbf{d}} + \frac{2}{\sqrt{5}}q^{-2}Z_{20}^{\mathbf{d}}, & \quad \text{for } \mathbf{d} = (0, 0, 1), \Gamma = A_2^-, \\ Z_{00}^{\mathbf{d}} - \frac{1}{\sqrt{5}}q^{-2}Z_{20}^{\mathbf{d}} + i\frac{\sqrt{3}}{\sqrt{10}}q^{-2}(Z_{22}^{\mathbf{d}} - Z_{2\bar{2}}^{\mathbf{d}}), & \quad \text{for } \mathbf{d} = (1, 1, 0), \Gamma = B_1^-, \\ Z_{00}^{\mathbf{d}} - \frac{1}{\sqrt{5}}q^{-2}Z_{20}^{\mathbf{d}} - i\frac{\sqrt{3}}{\sqrt{10}}q^{-2}(Z_{22}^{\mathbf{d}} - Z_{2\bar{2}}^{\mathbf{d}}), & \quad \text{for } \mathbf{d} = (1, 1, 0), \Gamma = B_2^-, \\ Z_{00}^{\mathbf{d}} + \frac{\sqrt{2}}{\sqrt{15}}q^{-2}((-1-i)Z_{21}^{\mathbf{d}} + (1-i)Z_{2\bar{1}}^{\mathbf{d}} + iZ_{22}^{\mathbf{d}} - iZ_{2\bar{2}}^{\mathbf{d}}), & \quad \text{for } \mathbf{d} = (1, 1, 1), \Gamma = A_2^-. \end{aligned} \quad (\text{B2})$$

In the above expression, $Z_{lm}^{\mathbf{d}}$ is a short-hand notation for the zeta function $Z_{lm}^{\mathbf{d}}(1; q^2)$, which is defined through

$$Z_{lm}^{\mathbf{d}}(s; q^2) = \sum_{\mathbf{n} \in P_{\mathbf{d}}} \frac{\mathcal{Y}_{lm}^*(\mathbf{n})}{(|\mathbf{n}|^2 - q^2)^s}, \quad (\text{B3})$$

with

$$\mathcal{Y}_{lm}(\mathbf{r}) = r^l Y_{l,m}(\Omega_{\mathbf{r}}), \quad \mathcal{Y}_{l\bar{m}}(\mathbf{r}) = r^l Y_{l,-m}(\Omega_{\mathbf{r}}) \quad (\text{B4})$$

and

$$P_{\mathbf{d}} = \left\{ \mathbf{n} \left| \mathbf{n} = \bar{\gamma}^{-1}(\mathbf{m} + \frac{1}{2}\mathbf{d}), \quad \text{for } \mathbf{m} \in \mathbb{Z}^3 \right. \right\}. \quad (\text{B5})$$

$Z_{lm}^{\mathbf{d}}(s; q^2)$ is divergent for $s \leq \frac{l}{2} + \frac{3}{2}$ and need to be analytically continued in a numerical calculation. An analytically continued form of $Z_{lm}^{\mathbf{d}}(1; q^2)$ is given in [50] and confirmed by

[63] with detailed derivations.¹

Appendix C: Lellouch-Lüscher formula in the P -wave $\pi\pi$ scattering

The demonstration of (17) follows closely [43].

In the infinite volume limit, the correlator $C_V(t)$ turns to be

$$\begin{aligned}
C_V(t) &= \int_V d^3\mathbf{x} e^{-i\mathbf{P}\cdot\mathbf{x}} \langle 0 | j_{\mathbf{b}}(\mathbf{x}, t) j_{\mathbf{b}}^\dagger(\mathbf{0}, 0) | 0 \rangle \\
&\xrightarrow{V \rightarrow \infty} \frac{1}{(2\pi)^3} \int \frac{d^3\mathbf{p}_1}{2E_1} \frac{d^3\mathbf{p}_2}{2E_2} \delta^{(3)}(\mathbf{p}_1 + \mathbf{p}_2 - \mathbf{P}) |\langle 0 | j_{\mathbf{b}}(0) | \pi\pi \rangle|^2 e^{-(E_1+E_2)t} \\
&= \frac{1}{(2\pi)^3} \int dE \int \frac{d^3\mathbf{p}_1}{2E_1} \frac{d^3\mathbf{p}_2}{2E_2} \delta^{(3)}(\mathbf{p}_1 + \mathbf{p}_2 - \mathbf{P}) \delta(E - E_1 - E_2) |\langle 0 | j_{\mathbf{b}}(0) | \pi\pi \rangle|^2 e^{-Et}.
\end{aligned} \tag{C1}$$

In a general moving frame, the center of mass is moving with velocity $\mathbf{v} = \mathbf{P}/E$ and the momenta \mathbf{p}_i and \mathbf{p}_i^* (center-of-mass momentum) are related to each other by the standard Lorentz transformation

$$\begin{aligned}
\mathbf{p}_1 &= \vec{\gamma}(\mathbf{p}_1^* + \mathbf{v}E_1^*), & \mathbf{p}_2 &= \vec{\gamma}(\mathbf{p}_2^* + \mathbf{v}E_2^*) \\
E_1 &= \gamma(E_1^* + \mathbf{v} \cdot \mathbf{p}_1^*), & E_2 &= \gamma(E_2^* + \mathbf{v} \cdot \mathbf{p}_2^*),
\end{aligned} \tag{C2}$$

where we have defined

$$\gamma = \frac{1}{\sqrt{1 - \mathbf{v}^2}}, \quad \vec{\gamma}\mathbf{p} = \gamma\mathbf{p}_{\parallel} + \mathbf{p}_{\perp}, \quad \vec{\gamma}^{-1}\mathbf{p} = \gamma^{-1}\mathbf{p}_{\parallel} + \mathbf{p}_{\perp}, \tag{C3}$$

with $\mathbf{p}_{\parallel} = \frac{\mathbf{p}\cdot\mathbf{v}}{|\mathbf{v}|^2}\mathbf{v}$ and $\mathbf{p}_{\perp} = \mathbf{p} - \mathbf{p}_{\parallel}$. Note that the measure $\frac{d^3\mathbf{p}_i}{2E_i}$ and delta function $\delta^{(4)}(p_1 + p_2 - P)$ are Lorentz invariant and satisfy

$$\frac{d^3\mathbf{p}_i}{2E_i} = \frac{d^3\mathbf{p}_i^*}{2E_i^*}, \quad \delta^{(4)}(p_1 + p_2 - P) = \delta^{(4)}(p_1^* + p_2^* - P^*), \quad P^* = (E^*, \mathbf{0}). \tag{C4}$$

However, the amplitude $\langle 0 | j_{\mathbf{b}}(0) | \pi\pi \rangle$ is not invariant and transforms as

$$\begin{aligned}
\langle 0 | j_{\mathbf{b}}(0) | \pi\pi \rangle &= i(\mathbf{p}_1 - \mathbf{p}_2) \cdot \mathbf{b} F_{\pi}(s) \\
&= i[\vec{\gamma}(\mathbf{p}_1^* - \mathbf{p}_2^*)] \cdot \mathbf{b} F_{\pi}(s) \\
&= ig(\gamma)(\mathbf{p}_1^* - \mathbf{p}_2^*) \cdot \mathbf{b} F_{\pi}(s),
\end{aligned} \tag{C5}$$

¹ In [63], the zeta function is defined using $\mathcal{Y}_{lm}(\mathbf{n})$ rather than its complex conjugate.

with $g(\gamma) = \gamma$ for $\mathbf{b} \parallel \mathbf{P}$ and $g(\gamma) = 1$ for $\mathbf{b} \perp \mathbf{P}$.

Inserting (C4) and (C5) into (C1), we have

$$\begin{aligned} C(t) &\xrightarrow{V \rightarrow \infty} \frac{1}{(2\pi)^3} \int dE \int \frac{d^3 \mathbf{P}_1^*}{2E_1^*} \frac{d^3 \mathbf{P}_2^*}{2E_2^*} \delta^{(3)}(\mathbf{p}_1^* + \mathbf{p}_2^*) \delta(E^* - E_1^* - E_2^*) |\langle 0 | j_{\mathbf{b}}(0) | \pi\pi \rangle|^2 e^{-Et} \\ &= \frac{1}{(2\pi)^2} \frac{2}{3} \int dE g(\gamma)^2 \frac{k^3}{E^*} |F_\pi(s)|^2 e^{-Et}, \end{aligned} \quad (\text{C6})$$

with $s = E^{*2} = 4(m_\pi^2 + k^2)$.

On the other hand, when taking a large volume limit in (15), the summation over discrete energy states will change to a continuum integral

$$\sum_n \rightarrow \int dE \rho_V(E), \quad \rho_V(E) = \frac{dn}{dE} = \frac{1}{\pi} \frac{d(\delta_1 + \phi^{\mathbf{P},\Gamma})}{dE} = \frac{E}{4\pi k^2} \left(k \frac{\partial \delta_1}{\partial k} + q \frac{\partial \phi^{\mathbf{P},\Gamma}}{\partial q} \right), \quad (\text{C7})$$

where we have used the Lüscher's quantization condition (16). The correlator is now given by

$$C_V(t) \xrightarrow{V \rightarrow \infty} \int dE \rho_V(E) |\langle 0 | j_{\mathbf{b}} | \pi\pi, n \rangle_V|^2 e^{-E_n t}. \quad (\text{C8})$$

Comparing (C8) and (C6) we obtain the relation (17). Strictly speaking, the equivalent integral does not mean the equivalent integrand. Besides, in the demonstration we have used the Lüscher's quantization condition, which is only valid in the elastic scattering region. However, the integrals given by (C8) and (C6) cover also the inelastic scattering region. To make a more rigorous demonstration, one can extend the approach of [27] to the moving frames by requiring that the W particle carries the nonzero momentum. This is very similar to the extension of the Lellouch-Lüscher formula [10] to the moving frames [25, 26].

-
- [1] J. J. Dudek and R. G. Edwards, Phys.Rev.Lett. **97**, 172001 (2006), hep-ph/0607140.
 - [2] S. D. Cohen, H.-W. Lin, J. Dudek, and R. G. Edwards, PoS **LATTICE2008**, 159 (2008), 0810.5550.
 - [3] E. Shintani, S. Aoki, S. Hashimoto, T. Onogi, and N. Yamada, PoS **LATTICE2010**, 159 (2010), 1102.5544.
 - [4] JLQCD Collaboration, X. Feng *et al.*, PoS **LATTICE2011**, 154 (2011).
 - [5] X. Feng *et al.*, Phys.Rev.Lett. **109**, 182001 (2012), 1206.1375.
 - [6] H.-W. Lin and S. D. Cohen, PoS **ConfinementX**, 113 (2012), 1302.0874.
 - [7] T. Blum *et al.*, Phys.Rev.Lett. **108**, 141601 (2012), 1111.1699.

- [8] T. Blum *et al.*, Phys.Rev. **D86**, 074513 (2012), 1206.5142.
- [9] RBC Collaboration, UKQCD Collaboration, P. Boyle *et al.*, Phys.Rev.Lett. **110**, 152001 (2013), 1212.1474.
- [10] L. Lellouch and M. Luscher, Commun.Math.Phys. **219**, 31 (2001), hep-lat/0003023.
- [11] CP-PACS Collaboration, S. Aoki *et al.*, Phys.Rev. **D76**, 094506 (2007), 0708.3705.
- [12] QCDSF Collaboration, M. Gockeler *et al.*, PoS **LATTICE2008**, 136 (2008), 0810.5337.
- [13] X. Feng, K. Jansen, and D. B. Renner, Phys.Rev. **D83**, 094505 (2011), 1011.5288.
- [14] C. B. Lang, D. Mohler, S. Prelovsek, and M. Vidmar, Phys.Rev. **D84**, 054503 (2011), 1105.5636.
- [15] PACS-CS Collaboration, S. Aoki *et al.*, Phys.Rev. **D84**, 094505 (2011), 1106.5365.
- [16] C. Pelissier and A. Alexandru, Phys.Rev. **D87**, 014503 (2013), 1211.0092.
- [17] J. J. Dudek, R. G. Edwards, and C. E. Thomas, Phys.Rev. **D87**, 034505 (2013), 1212.0830.
- [18] QCDSF/UKQCD Collaboration, D. Brommel *et al.*, Eur.Phys.J. **C51**, 335 (2007), hep-lat/0608021.
- [19] ETM Collaboration, R. Frezzotti, V. Lubicz, and S. Simula, Phys.Rev. **D79**, 074506 (2009), 0812.4042.
- [20] P. Boyle *et al.*, JHEP **0807**, 112 (2008), 0804.3971.
- [21] JLQCD Collaboration, TWQCD Collaboration, S. Aoki *et al.*, Phys.Rev. **D80**, 034508 (2009), 0905.2465.
- [22] O. H. Nguyen, K.-I. Ishikawa, A. Ukawa, and N. Ukita, JHEP **1104**, 122 (2011), 1102.3652.
- [23] B. B. Brandt, A. Juttner, and H. Wittig, (2013), 1306.2916.
- [24] J. Koponen, F. Bursa, C. Davies, G. Donald, and R. Dowdall, PoS **LATTICE2013**, 282 (2014), 1311.3513.
- [25] N. H. Christ, C. Kim, and T. Yamazaki, Phys.Rev. **D72**, 114506 (2005), hep-lat/0507009.
- [26] C. Kim, C. Sachrajda, and S. R. Sharpe, Nucl.Phys. **B727**, 218 (2005), hep-lat/0507006.
- [27] H. B. Meyer, Phys.Rev.Lett. **107**, 072002 (2011), 1105.1892.
- [28] G. Gounaris and J. Sakurai, Phys.Rev.Lett. **21**, 244 (1968).
- [29] S. Protopopescu *et al.*, Phys.Rev. **D7**, 1279 (1973).
- [30] P. Estabrooks and A. D. Martin, Nucl.Phys. **B79**, 301 (1974).
- [31] R. Akhmetshin *et al.*, JETP Lett. **84**, 413 (2006), hep-ex/0610016.
- [32] CMD-2 Collaboration, R. Akhmetshin *et al.*, Phys.Lett. **B648**, 28 (2007), hep-ex/0610021.

- [33] M. Achasov *et al.*, J.Exp.Theor.Phys. **103**, 380 (2006), hep-ex/0605013.
- [34] KLOE Collaboration, F. Ambrosino *et al.*, Phys.Lett. **B700**, 102 (2011), 1006.5313.
- [35] Particle Data Group, J. Beringer *et al.*, Phys.Rev. **D86**, 010001 (2012).
- [36] F. Jegerlehner and R. Szafron, Eur.Phys.J. **C71**, 1632 (2011), 1101.2872.
- [37] ALEPH Collaboration, S. Schael *et al.*, Phys.Rept. **421**, 191 (2005), hep-ex/0506072.
- [38] M. Davier, A. Hocker, and Z. Zhang, Rev.Mod.Phys. **78**, 1043 (2006), hep-ph/0507078.
- [39] D. Melikhov, O. Nachtmann, and T. Paulus, (2002), hep-ph/0209151.
- [40] C. Bruch, A. Khodjamirian, and J. H. Kuhn, Eur.Phys.J. **C39**, 41 (2005), hep-ph/0409080.
- [41] M. Luscher, Nucl.Phys. **B354**, 531 (1991).
- [42] K. Rummukainen and S. A. Gottlieb, Nucl.Phys. **B450**, 397 (1995), hep-lat/9503028.
- [43] C. D. Lin, G. Martinelli, C. T. Sachrajda, and M. Testa, Nucl.Phys. **B619**, 467 (2001), hep-lat/0104006.
- [44] S. Aoki *et al.*, PTEP **2012**, 01A106 (2012).
- [45] JLQCD Collaboration, H. Fukaya *et al.*, Phys.Rev. **D74**, 094505 (2006), hep-lat/0607020.
- [46] S. Aoki, H. Fukaya, S. Hashimoto, and T. Onogi, Phys.Rev. **D76**, 054508 (2007), 0707.0396.
- [47] J. Noaki *et al.*, Phys.Rev. **D81**, 034502 (2010), 0907.2751.
- [48] J. Foley *et al.*, Comput.Phys.Commun. **172**, 145 (2005), hep-lat/0505023.
- [49] Q. Liu, PoS **LATTICE2011**, 287 (2011), 1110.2143.
- [50] ETM Collaboration, X. Feng, K. Jansen, and D. B. Renner, PoS **LATTICE2010**, 104 (2010), 1104.0058.
- [51] M. Luscher and U. Wolff, Nucl.Phys. **B339**, 222 (1990).
- [52] SESAM Collaboration, G. S. Bali, H. Neff, T. Dussel, T. Lippert, and K. Schilling, Phys.Rev. **D71**, 114513 (2005), hep-lat/0505012.
- [53] X. Feng, K. Jansen, and D. B. Renner, Phys.Lett. **B684**, 268 (2010), 0909.3255.
- [54] T. Blum *et al.*, Phys.Rev. **D84**, 114503 (2011), 1106.2714.
- [55] J. J. Dudek, R. G. Edwards, and C. E. Thomas, Phys.Rev. **D86**, 034031 (2012), 1203.6041.
- [56] JLQCD Collaboration, T. Kaneko *et al.*, PoS **LATTICE2010**, 146 (2010), 1012.0137.
- [57] H. Fukaya *et al.*, Phys.Rev. **D90**, 034506 (2014), 1405.4077.
- [58] G. Meng and C. Liu, Phys.Rev. **D78**, 074506 (2008), 0804.4308.
- [59] Z.-Y. Niu, M. Gong, C. Liu, and Y. Shen, Phys.Rev. **D80**, 114509 (2009), 0909.3154.
- [60] Z.-Y. Niu *et al.*, Phys.Rev. **D82**, 054501 (2010), 1005.5571.

- [61] A. Francis, B. Jager, H. B. Meyer, and H. Wittig, Phys.Rev. **D88**, 054502 (2013), 1306.2532.
- [62] M. Luscher, Nucl.Phys. **B364**, 237 (1991).
- [63] L. Leskovec and S. Prelovsek, Phys.Rev. **D85**, 114507 (2012), 1202.2145.