



CHORUS

This is the accepted manuscript made available via CHORUS. The article has been published as:

Full transport model of GW170817-like disk produces a blue kilonova

Jonah M. Miller, Benjamin R. Ryan, Joshua C. Dolence, Adam Burrows, Christopher J. Fontes, Christopher L. Fryer, Oleg Korobkin, Jonas Lippuner, Matthew R. Mumpower, and Ryan T. Wollaeger

Phys. Rev. D **100**, 023008 — Published 18 July 2019

DOI: [10.1103/PhysRevD.100.023008](https://doi.org/10.1103/PhysRevD.100.023008)

Full Transport Model of GW170817-Like Disk Produces a Blue Kilonova

Jonah M. Miller,^{1,2,3,*} Benjamin R. Ryan,^{1,2} Joshua C. Dolence,^{1,2} Adam Burrows,⁴ Christopher J. Fontes,^{5,2} Christopher L. Fryer,^{1,2} Oleg Korobkin,^{6,2} Jonas Lippuner,^{1,2} Matthew R. Mumpower,^{2,7} and Ryan T. Wollaeger^{1,2}

¹CCS-2, Los Alamos National Laboratory, Los Alamos, NM 87545, USA

²Center for Theoretical Astrophysics, Los Alamos National Laboratory, Los Alamos, NM 87545, USA

³Center for Nonlinear Studies, Los Alamos National Laboratory, Los Alamos, NM 87545, USA

⁴Department of Astrophysical Sciences, Princeton University, Princeton, NJ, USA

⁵XCP-5, Los Alamos National Laboratory, Los Alamos, NM 87545, USA

⁶CCS-7, Los Alamos National Laboratory, Los Alamos, NM 87545, USA

⁷T-2, Los Alamos National Laboratory, Los Alamos, NM 87545, USA

The 2017 detection of the inspiral and merger of two neutron stars in gravitational waves and gamma rays was accompanied by a quickly-reddening transient. Such a transient was predicted to occur following a rapid neutron capture (r-process) nucleosynthesis event, which synthesizes neutron-rich, radioactive nuclei and can take place in both dynamical ejecta and in the wind driven off the accretion torus formed after a neutron star merger. We present the first three-dimensional general relativistic, full transport neutrino radiation magnetohydrodynamics (GRRMHD) simulations of the black hole-accretion disk-wind system produced by the GW170817 merger. We show that the small but non-negligible optical depths lead to neutrino transport globally coupling the disk electron fraction, which we capture by solving the transport equation with a Monte Carlo method. The resulting absorption drives up the electron fraction in a structured, continuous outflow, with electron fraction as high as $Y_e \sim 0.4$ in the extreme polar region. We show via nuclear reaction network and radiative transfer calculations that nucleosynthesis in the disk wind will produce a blue kilonova.

I. INTRODUCTION

In August, 2017, the inspiral and merger of a pair of neutron stars (GW170817) was jointly detected by gravitational wave detectors and electromagnetic telescopes around the world [1]. This detection confirms that such mergers are central engines of short gamma ray bursts [2–4] and a site of r-process nucleosynthesis [5, 6], where the heaviest elements in our universe are formed [7–10].

The radioactive decay of r-process elements produces an optical and infra-red afterglow—the *kilonova* [10, 11], which was observed clearly in the aftermath of GW170817 [5]. This afterglow is likely driven by at least two components [12–14]: a “blue” kilonova driven by polar outflow [15, 16] and a “red” kilonova driven by equatorial outflow [13, 17, 18]. These distinct components are believed to arise due to the different compositions of these outflows [12–14]. Relatively neutron rich outflows with an electron fraction $Y_e \lesssim 0.25$ can produce lanthanides [19, 20], which are opaque to blue light [21–23]. Less neutron-rich outflows ($Y_e \gtrsim 0.25$) will produce nucleosynthetic yields which allow blue light to escape the photosphere [20, 24].

Several mechanisms can produce these outflows [25, 26]. Tidal ejecta typically produce a red component, while shock-driven, near-polar dynamical ejecta can potentially be blue [27–31]. Wind off of a remnant hypermassive, supramassive, or stable neutron star can also be blue [24, 32, 33]. Finally, a remnant-disk system can drive a wind [27, 33–54]. For this last source, the composition is




FIG. 1: Volume rendering of the electron fraction Y_e of material in the disk-wind system after ~ 31.7 ms. Opacity in image is proportional to temperature.

as-yet uncertain. Some studies show the disk wind to have an electron fraction ranging from $Y_e \sim 0.2 - 0.4$ and thus produce a blue component [43–46, 53, 54]. Other work shows the disk wind to be uniformly composed of $Y_e \sim 0.2$

*Electronic address: jonahm@lanl.gov

material that produces only a red component [52].¹

We focus on the evolution of the post-merger disk. Until now, studies of the remnant disk wind have employed various approximations to the neutrino transport, neutrino-matter coupling, or magnetohydrodynamics (MHD). In this work, we present, for the first time, fully three-dimensional general-relativistic radiation magnetohydrodynamics (GRRMHD) simulations of a post-merger disk system with full neutrino transport using a Monte Carlo method.

We model a black hole accretion disk system which may have formed from the GW170817 merger [55]. Magnetohydrodynamic turbulence [56] drives a wind [57] off the disk. We find the electron fraction of this outflow ranges from $Y_e \sim 0.2$ to $Y_e \sim 0.4$. Moreover, we find that the composition of the outflow varies significantly with angle off of the midplane, suggesting that the observed character of the outflow depends heavily on viewing angle. Thus, a blue, wind-produced kilonova will be visible if the remnant is viewed close to the polar axis.

II. METHODS

We perform a GRRMHD simulation in full three dimensions with our code, `ν bhlight`. We assume a Kerr background metric, consistent with the relatively small disk mass compared to black hole mass. The radiation transport is treated via explicit Monte Carlo and the MHD is treated via finite volumes with constrained transport. The two methods are coupled via operator splitting. Details of our methods, implementation, and verification tests can be found in [59].

We use the SFHo equation of state [60] as tabulated in [61, 62] and the neutrino-matter interactions described in [59] and tabulated in [63]. For initial data, we use parameters consistent with a remnant from GW170817 [1, 55, 64]: an equilibrium torus [65] of mass $M_d = 0.12 M_\odot$ and constant electron fraction $Y_e = 0.1$ around a black hole of mass $M_{BH} = 2.58 M_\odot$ and dimensionless spin $a = 0.69$. We thread our torus with a single poloidal magnetic field loop such that the minimum ratio of gas to magnetic pressure is 100.

For details on our grid and particle resolutions, as well as measures of how well these resolutions capture the relevant physics, see appendices A and B. Our code treats vacuum regions with an artificial atmosphere. For details on how this atmosphere is implemented, see appendix C.

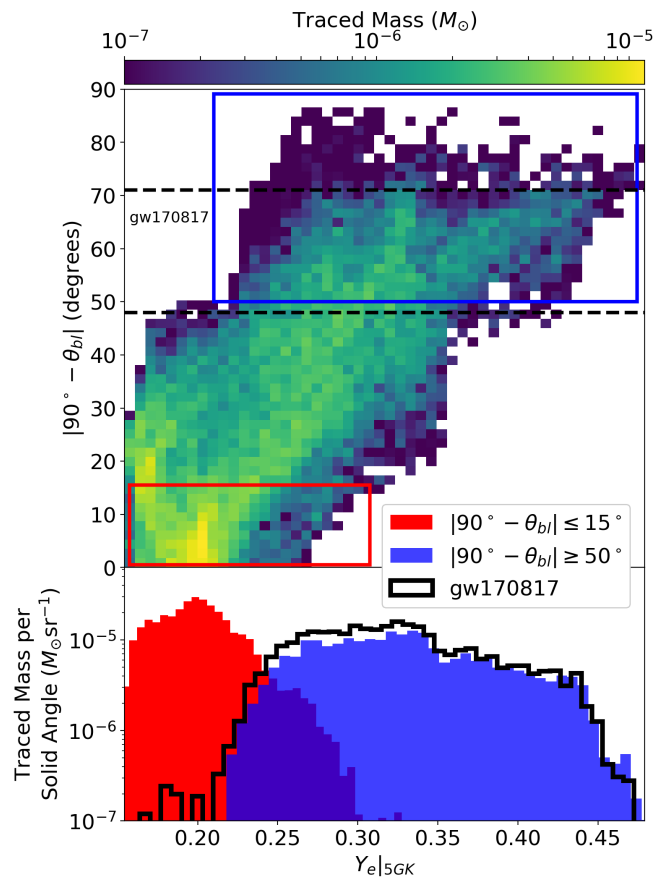


FIG. 2: Top: Electron fraction of gravitationally unbound material at 5 GK vs. latitude, $|90^\circ - \theta_{bl}|$. Boxes represent cuts through the data. Red is neutron-rich, blue is neutron-poor. Black dashed lines represent approximate bounds on viewing angle for gw170817, as given by [58]. (Although angle matters, an observation integrates over many lines of sight.) Bottom: Distribution per solid angle of electron fraction in material in boxed regions.

III. OUTFLOW PROPERTIES

Our disk drives a wind consistent with other GRMHD simulations of post-merger disks [43–46, 49, 52–54], which expands outward from the disk in polar lobes as shown in figure 1. We record material crossing a sphere of radius $r \sim 10^3$ km. Figure 2 bins outflow material in both electron fraction Y_e and in angle off the equator, $|90^\circ - \theta_{bl}|$ for Boyer-Lindquist angle θ_{bl} , integrated in time. The 90% confidence interval for the viewing angle for GW170817 [58] is bounded by the dashed lines.

We choose two regions, one close to the midplane, and one far from it, highlighted in the red and blue rectangles. We bin the electron fraction in these regions in the red and blue histograms. Regardless of electron fraction, ejected material has an average entropy, s , of about $20 k_b$ /baryon and an average radial velocity (as measured at a radius of 1000 km) of about $0.1c$.

The electron fraction depends on angle off of the mid-

¹ [49] suggests the disk produces an early blue component and a late red one.

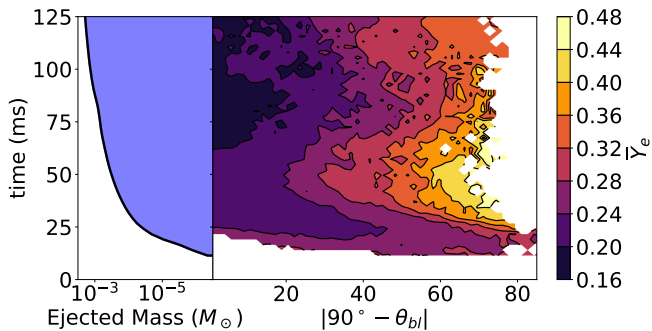


FIG. 3: Left: Total mass in the outflow as a function of time. Right: Average electron fraction Y_e of gravitationally unbound material at an extraction radius of $r \sim 10^3$ km as a function of latitude and time.

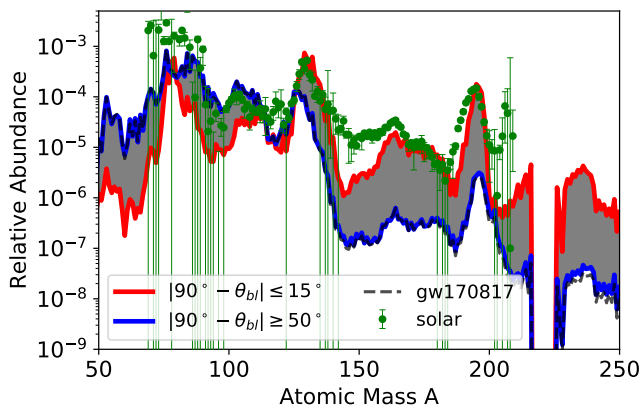


FIG. 4: Relative abundance of yields for disk outflow: red for material with $< 15^\circ$ off the midplane and blue for material $> 50^\circ$. Gray shading shows the range of values that can be attained at intermediate angles. Black dashed line shows yields attained in the GW170817 box in figure 2. Curves are normalized by mass fraction. Solar abundances from [66] shown in green.

plane and this dependence persists through time. The right panel of figure 3 shows the average electron fraction of gravitationally unbound material passing through a surface at $t \sim 10^3$ km as a function of angle off the equator and time. For any given time, larger $|90^\circ - \theta_{bl}|$ correlates with larger Y_e .

We use the nuclear reaction network SkyNet [67] to compute nucleosynthetic yields on tracer particles advected with gravitationally unbound material. We start the network calculation when the tracer reaches $T \sim 10$ GK and we assume a nuclear statistical equilibrium (NSE) composition at that time. The network is run up to $t = 10^9$ s assuming homologous expansion ($\rho \propto t^{-3}$) and uses the same nuclear physics inputs as in [50, 68], namely: 8000 nuclides and 140,000 nuclear reactions, including fission, with rates from [69–76].

Figure 4 plots nucleosynthetic yields. We plot three angular cuts: in red for material near the midplane, in

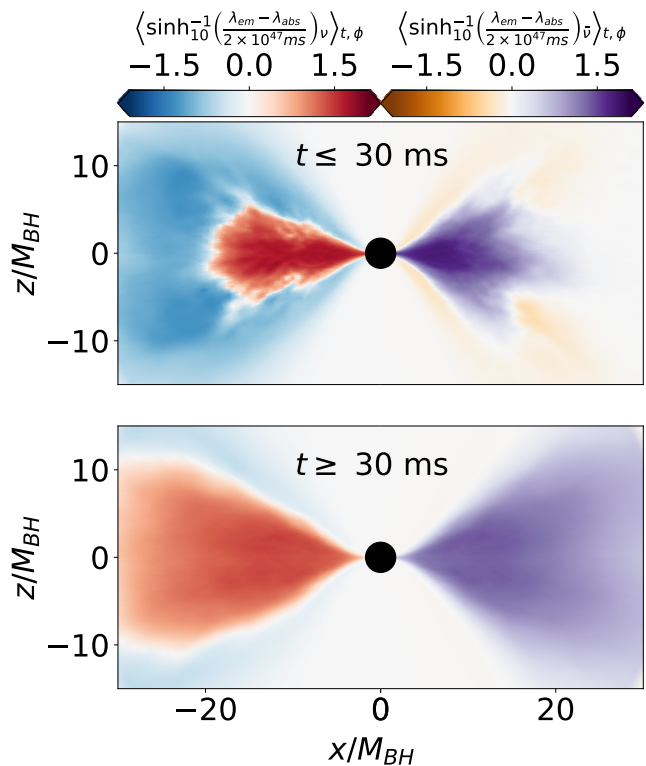


FIG. 5: Rate of emitted neutrinos minus the rate of absorbed neutrinos for electron neutrinos ($x < 0$) and electron antineutrinos ($x > 0$). Averaged over azimuthal angle ϕ and in time from 0 to 30 ms (top) and from 30 ms to 127 ms (bottom).

blue for material near the poles, and in black for material within the viewing angle for GW170817 [58]. We sketch out the range of possible yields in gray. The second, rare-earth and third peaks are suppressed by up to a factor of 100 with respect to the first peak in the polar regions.

IV. OUTFLOW MASS

The left panel of figure 3 shows the total mass in the outflow as a function of time. Due to computational cost, we did not run our simulation for long enough to observe the total amount of mass that becomes gravitationally unbound. As a lower bound, we report the amount of material with Bernoulli parameter $B_e > 0$ [77] at a radius greater than 125 gravitational radii (~ 500 km) at the end of the simulation (~ 127 ms). (This includes material that has already left the domain.) We find this to be about $4.33 \times 10^{-3} M_\odot$ and the ratio of mass in the outflow to accreted mass is about 9% by this time in the simulation. About 18% of this outflow has an electron fraction of $Y_e \geq 0.275$ and about 14.5% is within the expected range of viewing angles for GW170817.

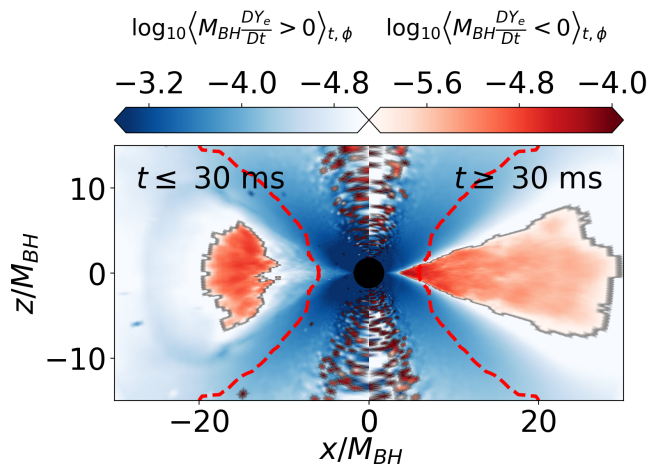


FIG. 6: Lagrangian derivative of electron fraction due to emission or absorption of neutrinos: blue for an increase in Y_e and red for a decrease. Averaged over azimuthal angle ϕ and in time from 0 to 30 ms (left) and from 30 ms to 127 ms (right). Red curves define a surface at which gravitationally unbound material reaches within 5% of its asymptotic Y_e at infinity, roughly indicating where neutrino interactions significantly effect the electron fraction of escaping material. Very little material becomes unbound closer to the black hole than the innermost radius of the red curves.

V. NEUTRINO TRANSPORT

A characterization of the importance of neutrino absorption is the neutrino absorption optical depth τ of the disk. $\tau \ll 1$ implies free-streaming and $\tau \gg 1$ implies no neutrino can escape. At relatively early times ($t \lesssim 30$ ms), we find $\tau \sim 10$. In this phase, Y_e evolution is dominated by emission of electron neutrinos in the core of the disk and their absorption in the corona. At later times ($t \gtrsim 30$ ms), the disk achieves a quasistationary state with $\tau \sim 0.1$. Although this later stage is emission dominated, reaching it requires properly treating absorption.

Figure 5 shows this transition. We plot for both phases the \sinh_{10}^{-1} of the rate $\lambda = \partial N / \partial t$ of emitted neutrinos minus the rate of absorbed neutrinos for electron neutrinos ($x < 0$) and electron antineutrinos ($x > 0$), where we define \sinh_{10}^{-1} as the inverse of $\sinh_{10}(x) := (10^x - 10^{-x})/2$ such that for $|x| \gtrsim 10$, $\sinh_{10}^{-1}(x) \rightarrow \text{sign}(x) \log_{10}(|2x|)$. Red and orange imply Y_e is decreasing due to neutrino interactions. Blue and purple imply it is increasing. Figure 6 shows the resulting change in the electron fraction in the Lagrangian frame for each phase.

VI. ELECTROMAGNETIC COUNTERPART

We compute spectra from the kilonova assuming spherically symmetric outflow composed of nucleosynthetic yields produced in material with $|90^\circ - \theta_{\text{bl}}| \leq 15^\circ$ and $|90^\circ - \theta_{\text{bl}}| \geq 50^\circ$. For comparison, we compute spectra

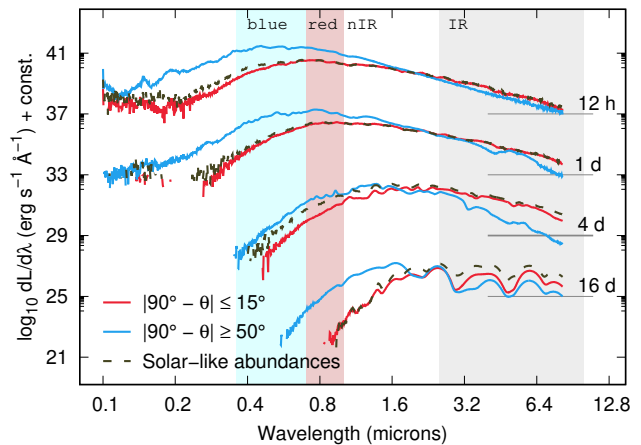


FIG. 7: Electromagnetic spectra for spherically symmetric outflow composed of nucleosynthetic yields produced in material $< 15^\circ$ off the midplane, $> 50^\circ$ degrees off the midplane, and of solar abundances such as those produced in tidal ejecta or outflows like those reported in [52]. At 5000\AA , the polar outflow is $\sim 12\times$ more luminous than the more neutron-rich outflows.

for an outflow with solar-like abundances such as those reported in [52]. For the former, we assume an outflow mass of $M_e = 10^{-2} M_\odot$, consistent with our results. For the latter, we assume an outflow mass of $M_e = 2 \times 10^{-2} M_\odot$, consistent with [52]. We use a mean radial velocity of $0.1c$.

To compute spectra for each model, we simulate radiative transfer with the Monte Carlo code **SuperNu** [78, 79], using opacity from the LANL suite of atomic physics codes [22]. We use a complete suite of lanthanide opacities [23], and some representative wind opacities [80]. These calculations do not explore the effect of aspherical morphology or uncertainties in r-process heating or composition.

Figure 7 shows computed spectra for several epochs after merger. At early times, the polar outflow produces more luminous spectra peaked at a blue wavelength, consistent with a blue kilonova. Differences in these early-time spectra amount to about a 2 magnitude difference in brightness between polar and equatorial outflows. At late times, the more neutron-rich outflows are more luminous and peaked at long wavelengths, consistent with a red kilonova. The luminosity peaks at $\sim 3 \times 10^{41}$ erg/s after ~ 0.3 days for the $|90^\circ - \theta_{\text{bl}}| \leq 15^\circ$ outflow, at 3×10^{40} erg/s after ~ 2 days for the $|90^\circ - \theta_{\text{bl}}| \geq 50^\circ$ outflow, and 4×10^{40} erg/s after ~ 4 days for the solar-like outflow.

VII. OUTLOOK

We have explored a possible disk-driven outflow from the remnant of the GW170817 merger using the first full transport GRRMHD simulations of a post-merger accretion disk system. We calculate nucleosynthetic yields and

spectra of the electromagnetic counterpart that would be observed given these yields. These spectra indicate a blue kilonova, as viewed off the midplane, and a red one, as viewed from the midplane. We find about 9% of accreted mass ends up in this outflow.

The range of electron fractions in our outflow is consistent with [43, 44, 46, 49] and disagrees with [52].² The former include neutrino absorption but approximate magnetic fields with a viscous prescription, while [52] uses GRMHD but includes neutrino absorption only approximately in post-processing. Our full treatment allows us to conclude that neutrino absorption is critical to attaining this range of Y_e 's.

The electromagnetic counterpart we compute is incomplete, as it is sourced only by the disk outflow. Depending on the equation of state, it is possible that a transient remnant neutron star supported by differential or rigid rotation existed for some time before collapse to a black hole. For some systems, a long-lived neutron star may be the remnant [25, 26]. This remnant can produce its own separate, potentially massive outflow [81–83]. This outflow and shock-driven dynamical ejecta [27–31] can also contribute to a blue kilonova [24, 33, 50].

For a generic binary neutron star merger, our results imply that a blue kilonova does not necessarily require a short- or long-lived neutron star remnant. However, these additional sources may be required to explain both the total mass and the velocity of the source of the blue component of the afterglow of GW170817 as determined by early light curve models [12–16, 18]. Combining our results with other potential sources for a blue component and the red kilonova from tidal ejecta suggests a three (or more) component kilonova model, such as the ones described in [84, 85].

In a black hole-neutron star merger, only the tidal ejecta and accretion disk are present. An important observational implication of our model is that this disk-wind system is sufficient to produce a blue kilonova. This is in contrast to [49, 52], which would imply that black hole-neutron star mergers only produce a red kilonova.

Another important implication of our model is that accurately capturing the early transient phase of the disk, when optical depths are relatively large, is critical to correctly predicting the long-term outflow. Unfortunately, initial conditions are a source of uncertainty in kilonova disk modeling. A hot hypermassive or supramassive neutron star can emit its own neutrino flux, which can reset the electron fraction of the disk. Even in the absence of a hot remnant, the seed magnetic field is uncertain in both strength and topology. As the community moves forward more attention should be paid to both the initial transient phase of the disk and the initial conditions that drive this early phase.

² [49] is especially interesting, as it suggests the outflow looks like ours at early times and becomes more neutron rich at late times.

VIII. ACKNOWLEDGEMENTS

We thank Francois Foucart, Daniel Siegel, Ingo Tews, Patrick Mullen, Roseanne Cheng, and especially Ben Prather for their insight. We also thank our anonymous reviewers for their thoughtful questions and suggestions.

We gratefully acknowledge support from the U.S. Department of Energy (DOE) Office of Science and the Office of Advanced Scientific Computing Research via the SciDAC4 program and Grant DE-SC0018297, from the U.S. NSF grant AST-174267, and from the U.S. DOE through Los Alamos National Laboratory (LANL). This work used resources provided by the LANL Institutional Computing Program. Additional funding was provided by the LDRD Program and the Center for Nonlinear Studies at LANL under project number 20170508DR. LANL is operated by Triad National Security, LLC, for the National Nuclear Security Administration of the U.S. DOE (Contract No. 89233218CNA000001). Authorized for unlimited release under LA-UR-19-22623.

Appendix A: Resolution and Grid

We use a radially logarithmic, quasi-spherical grid in horizon penetrating coordinates, as first introduced in [86], with $N_r \times N_\theta \times N_\phi = 192 \times 128 \times 64$ zones out to a radius of $\sim 4 \times 10^3$ km. Our grid focuses resolution at the midplane and we are roughly three times more resolved at the midplane than a grid with uniform resolution in θ for an effective resolution of $N_\theta^{\text{eff}} \sim 384$.

In the region where opacities are nonvanishing (roughly 125 km), we use more than 38 million Monte Carlo radiation packets at every time step, resulting in an average packet density of more than 20 packets per finite volume cell. We track Lagrangian fluid elements via more than 10^6 tracer particles, of which about 10% end up gravitationally unbound by the final time of ~ 127 ms. We initialize our tracers so that, at the initial time, they roughly uniformly sample non-atmosphere regions by volume, as described in [59] and suggested in [87].

The focusing effect of our grid reduces the number of grid points required to resolve the magneto-rotational instability (MRI) [56]. Following the definition in [88], we define a quality factor

$$Q_{\text{mri}}^{(\theta)} = \frac{2\pi b^{(\theta)}}{\Delta x^{(\theta)} \sqrt{w + b^2 \Omega}}, \quad (\text{A1})$$

for the MRI to be the number of grid points per minimum unstable MRI wavelength inside the disk. Here $b^{(\theta)}$ is the θ -component of the magnetic field four-vector, $\Delta x^{(\theta)}$ is grid spacing in the θ direction, w is the enthalpy of the fluid, and $b^2 = b^\mu b_\mu$ is total magnetic field strength. Following [52], we also define

$$Q_{\text{mri}}^{(c)} = \frac{b}{b^{(\theta)}} Q_{\text{mri}}^{(\theta)}, \quad (\text{A2})$$

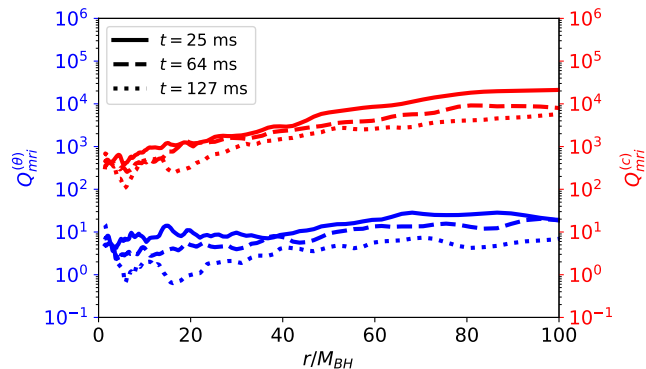


FIG. 8: ϕ -averaged quality factor for the MRI in the midplane for three different times. Blue shows the quality factor for lab-frame vertical component. Red shows it for the co-moving magnetic field.

for $b = \sqrt{b^\mu b_\mu}$, which uses the strength of the magnetic field in the comoving frame, rather than the lab θ -direction. Unfortunately, the nuclear equation of state we use [60] makes our enthalpy larger than for an equivalent disk with an ideal gas equation of state [89], and this larger enthalpy makes resolving the MRI more challenging.

We plot both $Q_{\text{mri}}^{(\theta)}$ and $Q_{\text{mri}}^{(c)}$ in the mid-plane averaged over ϕ for several times in figure 8. On average, we find $Q_{\text{mri}}^{(c)} \gg 10$ for all time. At early times, $Q_{\text{mri}}^{(\theta)} \gtrsim 10$. As the disk evolves, this quality factor drops on average to a minimum of about $Q_{\text{mri}}^{(\theta)} \gtrsim 2$ at $t = 10^4 GM_{\text{BH}}/c^3 = 127$ ms. We note that high-order spatial reconstructions such as the WENO-5 [90] reconstruction we use may effectively improve this quality factor [89]. For various technical issues related to resolving the MRI in global simulations, see [89].

Appendix B: Resolution in the Radiation Sector

We define the Monte Carlo quality factor

$$Q_{\text{rad}} = \min_{\Omega} \left(\frac{\partial N}{\partial t} \frac{u}{J} \right), \quad (\text{B1})$$

minimized over the simulation domain Ω . N is the number of emitted Monte Carlo packets, u is gas internal energy density by volume, and J is the total frequency and angle integrated neutrino emissivity. Q_{rad} roughly encodes how well resolved the radiation field is, with $Q_{\text{rad}} = 1$ a marginal value. In our simulation, we find $Q_{\text{rad}} \geq 100$.

Appendix C: Artificial Atmosphere Treatment

Since our Eulerian code cannot handle vacuum, we demand densities ρ obey

$$\rho \geq \max \left(\frac{\rho_0}{[\rho]} \frac{c^4}{G^2 M_{\text{BH}}^2} \frac{1}{r^2}, \rho_{\text{min}} \right), \quad (\text{C1})$$

where $\rho_0 = 10^{-5}$ is a unitless, simulation-dependent parameter, $[\rho] = 1.1 \times 10^{13} \text{ g/cm}^3$ is the code unit for density and $\rho_{\text{min}} = 1.6 \times 10^2 \text{ g/cm}^3$ is the minimum density in our tabulated equation of state. We set our initial atmosphere regions to nearly virial temperatures to prevent the atmosphere from falling back onto the disk. We track our artificial atmosphere with a passive scalar and ensure it does not contribute to any reported quantities such as outflow mass and electron fraction.

As the disk-wind system evolves, outflow will displace the artificial atmosphere by pushing it through the outer boundary of the domain. There is no artificial atmosphere remaining after about 63 ms. The total amount of atmosphere displaced in this way before the wind completely displaces it is roughly $10^{-5} M_{\odot}$, or $\sim 10^{-4}$ the mass of the disk and $\sim 10^{-2}$ the mass of the outflow. We find that the radial momentum flux in atmosphere regions is always more than three orders of magnitude less than in wind regions, giving us confidence that our artificial atmosphere does not interfere with the dynamics of the outflow.

-
- [1] B. P. Abbott et al. (LIGO Scientific Collaboration and Virgo Collaboration), Phys. Rev. Lett. **119**, 161101 (2017), URL <https://link.aps.org/doi/10.1103/PhysRevLett.119.161101>.
- [2] M. Soares-Santos et al., The Astrophysical Journal Letters **848**, L16 (2017), URL <http://stacks.iop.org/2041-8205/848/i=2/a=L16>.
- [3] D. Eichler et al., Nature **340**, 126 (1989).
- [4] R. Narayan et al., ApJ **395**, L83 (1992), astro-ph/9204001.
- [5] B. P. Abbott et al., The Astrophysical Journal Letters **848**, L12 (2017), URL <http://stacks.iop.org/2041-8205/848/i=2/a=L12>.
- [6] S. Rosswog, J. Sollerman, U. Feindt, A. Goobar, O. Korobkin, R. Wollaeger, C. Fremling, and M. M. Kasliwal, A&A **615**, A132 (2018), 1710.05445.
- [7] S. I. Blinnikov et al., Soviet Astronomy Letters **10**, 177 (1984), 1808.05287.
- [8] J. M. Lattimer and D. N. Schramm, ApJ **210**, 549 (1976).
- [9] J. M. Lattimer, F. Mackie, D. G. Ravenhall, and D. N. Schramm, ApJ **213**, 225 (1977).
- [10] B. Côté et al., ApJ **855**, 99 (2018), 1710.05875.

- [11] B. D. Metzger et al., *Monthly Notices of the Royal Astronomical Society* **406**, 2650 (2010), ISSN 0035-8711, <http://oup.prod.sis.lan/mnras/article-pdf/406/4/2650/3356185/mnras0406-2650.pdf>, URL <https://dx.doi.org/10.1111/j.1365-2966.2010.16864.x>.
- [12] P. S. Cowperthwaite et al., *The Astrophysical Journal* **848**, L17 (2017), URL <https://doi.org/10.3847/2F2041-8213%2Faa8fc7>.
- [13] N. R. Tanvir et al., *The Astrophysical Journal Letters* **848**, L27 (2017), URL <http://stacks.iop.org/2041-8205/848/i=2/a=L27>.
- [14] M. Tanaka et al., *Publications of the Astronomical Society of Japan* **69** (2017), ISSN 0004-6264, <http://oup.prod.sis.lan/pasj/article-pdf/69/6/102/22194243/psx121.pdf>, URL <https://dx.doi.org/10.1093/pasj/psx121>.
- [15] P. A. Evans, S. B. Cenko, J. A. Kennea, S. W. K. Emery, N. P. M. Kuin, O. Korobkin, R. T. Wollaeger, C. L. Fryer, K. K. Madsen, F. A. Harrison, et al., *Science* **358**, 1565 (2017), 1710.05437.
- [16] M. Nicholl et al., *The Astrophysical Journal* **848**, L18 (2017), URL <https://doi.org/10.3847/2F2041-8213%2Faa9029>.
- [17] R. Chornock et al., *ApJ* **848**, L19 (2017), 1710.05454.
- [18] E. Troja, L. Piro, H. van Eerten, R. T. Wollaeger, M. Im, O. D. Fox, N. R. Butler, S. B. Cenko, T. Sakamoto, C. L. Fryer, et al., *Nature* **551**, 71 (2017), 1710.05433.
- [19] M. R. Mumpower, G. C. McLaughlin, and R. Surman, *ApJ* **752**, 117 (2012).
- [20] J. Lippuner and L. F. Roberts, *ApJ* **815**, 82 (2015), 1508.03133.
- [21] D. Kasen, N. R. Badnell, and J. Barnes, *The Astrophysical Journal* **774**, 25 (2013), URL <https://doi.org/10.1088/2F0004-637x%2F774%2F1%2F25>.
- [22] C. J. Fontes, H. L. Zhang, J. Abdallah, R. E. H. Clark, D. P. Kilcrease, J. Colgan, R. T. Cunningham, P. Hakel, N. H. Magee, and M. E. Sherrill, *Journal of Physics B: Atomic, Molecular and Optical Physics* **48**, 144014 (2015).
- [23] C. J. Fontes, C. L. Fryer, A. L. Hungerford, R. T. Wollaeger, and O. Korobkin, *arXiv e-prints* (2019), 1904.08781.
- [24] D. Martin et al., *The Astrophysical Journal* **813**, 2 (2015), URL <https://doi.org/10.1088/2F0004-637x%2F813%2F1%2F2>.
- [25] S. Rosswog, *International Journal of Modern Physics D* **24**, 1530012-52 (2015), 1501.02081.
- [26] R. Fernández and B. D. Metzger, *Annual Review of Nuclear and Particle Science* **66**, 23 (2016), <https://doi.org/10.1146/annurev-nucl-102115-044819>, URL <https://doi.org/10.1146/annurev-nucl-102115-044819>.
- [27] Y. Sekiguchi, K. Kiuchi, K. Kyutoku, and M. Shibata, *Phys. Rev. D* **91**, 064059 (2015), 1502.06660.
- [28] F. Foucart et al., *Phys. Rev. D* **93**, 044019 (2016), URL <https://link.aps.org/doi/10.1103/PhysRevD.93.044019>.
- [29] D. Radice et al., *Monthly Notices of the Royal Astronomical Society* **460**, 3255 (2016), ISSN 0035-8711, <http://oup.prod.sis.lan/mnras/article-pdf/460/3/3255/8130508/stw1227.pdf>, URL <https://dx.doi.org/10.1093/mnras/stw1227>.
- [30] L. Bovard, D. Martin, F. Guercilena, A. Arcones, L. Rezzolla, and O. Korobkin, *Phys. Rev. D* **96**, 124005 (2017), 1709.09630.
- [31] D. Martin et al., *Classical and Quantum Gravity* **35**, 034001 (2018), URL <https://doi.org/10.1088/2F1361-6382%2Faa9f5a>.
- [32] L. Dessart et al., *The Astrophysical Journal* **690**, 1681 (2008), URL <https://doi.org/10.1088/2F0004-637x%2F690%2F2%2F1681>.
- [33] A. Perego et al., *Monthly Notices of the Royal Astronomical Society* **443**, 3134 (2014), ISSN 0035-8711, <http://oup.prod.sis.lan/mnras/article-pdf/443/4/3134/6276168/stu1352.pdf>, URL <https://dx.doi.org/10.1093/mnras/stu1352>.
- [34] M. Ruffert et al., *A&A* **319**, 122 (1997), *astro-ph/9606181*.
- [35] R. Popham et al., *The Astrophysical Journal* **518**, 356 (1999), URL <https://doi.org/10.1086/2F307259>.
- [36] M. Shibata and K. Taniguchi, *Phys. Rev. D* **73**, 064027 (2006), *astro-ph/0603145*.
- [37] M. Shibata et al., *Progress of Theoretical Physics* **118**, 257 (2007), ISSN 0033-068X, <http://oup.prod.sis.lan/ptp/article-pdf/118/2/257/5389824/118-2-257.pdf>, URL <https://dx.doi.org/10.1143/PTP.118.257>.
- [38] R. Surman et al., *The Astrophysical Journal* **679**, L117 (2008), URL <https://doi.org/10.1086/2F589507>.
- [39] B. D. Metzger et al., *Monthly Notices of the Royal Astronomical Society* **385**, 1455 (2008), ISSN 0035-8711, <http://oup.prod.sis.lan/mnras/article-pdf/385/3/1455/3294139/mnras0385-1455.pdf>, URL <https://dx.doi.org/10.1111/j.1365-2966.2008.12923.x>.
- [40] A. M. Beloborodov, in *American Institute of Physics Conference Series*, edited by M. Axelsson (2008), vol. 1054 of *American Institute of Physics Conference Series*, pp. 51–70, 0810.2690.
- [41] B. D. Metzger et al., *Monthly Notices of the Royal Astronomical Society* **396**, 304 (2009), ISSN 0035-8711, <http://oup.prod.sis.lan/mnras/article-pdf/396/1/304/4072298/mnras0396-0304.pdf>, URL <https://dx.doi.org/10.1111/j.1365-2966.2008.14380.x>.
- [42] W. H. Lee et al., *The Astrophysical Journal* **699**, L93 (2009), URL <https://doi.org/10.1088/2F0004-637x%2F699%2F2%2F193>.
- [43] R. Fernández and B. D. Metzger, *Monthly Notices of the Royal Astronomical Society* **435**, 502 (2013), ISSN 0035-8711, <http://oup.prod.sis.lan/mnras/article-pdf/435/1/502/13761885/stt1312.pdf>, URL <https://dx.doi.org/10.1093/mnras/stt1312>.
- [44] R. Fernández et al., *Monthly Notices of the Royal Astronomical Society* **446**, 750 (2014), ISSN 0035-8711, <http://oup.prod.sis.lan/mnras/article-pdf/446/1/750/4153912/stu2112.pdf>, URL <https://dx.doi.org/10.1093/mnras/stu2112>.
- [45] A. Janiuk, *A&A* **568**, A105 (2014), 1406.4440.
- [46] O. Just et al., *Monthly Notices of the Royal Astronomical Society* **448**, 541 (2015), ISSN 0035-8711, <http://oup.prod.sis.lan/mnras/article-pdf/448/1/541/9387243/stv009.pdf>, URL <https://dx.doi.org/10.1093/mnras/stv009>.
- [47] S. Richers et al., *The Astrophysical Journal* **813**, 38 (2015), URL <http://stacks.iop.org/0004-637X/813/i=1/a=38>.

- [48] F. Foucart et al., Phys. Rev. D **91**, 124021 (2015), URL <https://link.aps.org/doi/10.1103/PhysRevD.91.124021>.
- [49] M.-R. Wu et al., Monthly Notices of the Royal Astronomical Society **463**, 2323 (2016), ISSN 0035-8711, <http://oup.prod.sis.lan/mnras/article-pdf/463/3/2323/18240271/stw2156.pdf>, URL <https://dx.doi.org/10.1093/mnras/stw2156>.
- [50] J. Lippuner et al., Monthly Notices of the Royal Astronomical Society **472**, 904 (2017), ISSN 0035-8711, <http://oup.prod.sis.lan/mnras/article-pdf/472/1/904/19717364/stx1987.pdf>, URL <https://dx.doi.org/10.1093/mnras/stx1987>.
- [51] F. Hossein Nouri, M. D. Duez, F. Foucart, M. B. Deaton, R. Haas, M. Haddadi, L. E. Kidder, C. D. Ott, H. P. Pfeiffer, M. A. Scheel, et al., Phys. Rev. D **97**, 083014 (2018), URL <https://link.aps.org/doi/10.1103/PhysRevD.97.083014>.
- [52] D. M. Siegel and B. D. Metzger, The Astrophysical Journal **858**, 52 (2018), URL <http://stacks.iop.org/0004-637X/858/i=1/a=52>.
- [53] R. Fernández et al., ArXiv e-prints (2018), 1808.00461.
- [54] F. Foucart, M. D. Duez, L. E. Kidder, R. Nguyen, H. P. Pfeiffer, and M. A. Scheel, Phys. Rev. D **98**, 063007 (2018), 1806.02349.
- [55] M. Shibata, S. Fujibayashi, K. Hotokezaka, K. Kiuchi, K. Kyutoku, Y. Sekiguchi, and M. Tanaka, Phys. Rev. D **96**, 123012 (2017), 1710.07579.
- [56] S. A. Balbus and J. F. Hawley, ApJ **376**, 214 (1991).
- [57] R. D. Blandford and D. G. Payne, MNRAS **199**, 883 (1982).
- [58] D. Finstad, S. De, D. A. Brown, E. Berger, and C. M. Biwer, ApJ **860**, L2 (2018), 1804.04179.
- [59] J. M. Miller, B. R. Ryan, and J. C. Dolence, The Astrophysical Journal Supplement Series **241**, 30 (2019), URL <https://doi.org/10.3847/2F1538-4365/2Fab09fc>.
- [60] A. W. Steiner, M. Hempel, and T. Fischer, ApJ **774**, 17 (2013), 1207.2184.
- [61] E. O'Connor and C. D. Ott, Classical and Quantum Gravity **27**, 114103 (2010), URL <http://stacks.iop.org/0264-9381/27/i=11/a=114103>.
- [62] E. O'Connor and C. D. Ott, *Stellar collapse: Microphysics* (2010–), online access. <https://stellarcollapse.org/equationofstate>, URL <https://stellarcollapse.org/equationofstate>.
- [63] A. Burrows, S. Reddy, and T. A. Thompson, Nuclear Physics A **777**, 356 (2006), astro-ph/0404432.
- [64] B. P. Abbott et al. (LIGO Scientific Collaboration and Virgo Collaboration), Phys. Rev. X **9**, 011001 (2019), URL <https://link.aps.org/doi/10.1103/PhysRevX.9.011001>.
- [65] L. G. Fishbone and V. Moncrief, ApJ **207**, 962 (1976).
- [66] M. Arnoold, S. Goriely, and K. Takahashi, Physics Reports **450**, 97 (2007), 0705.4512.
- [67] J. Lippuner and L. F. Roberts, ApJS **233**, 18 (2017), 1706.06198.
- [68] L. F. Roberts, J. Lippuner, M. D. Duez, J. A. Faber, F. Foucart, J. C. Lombardi, Jr., S. Ning, C. D. Ott, and M. Ponce, MNRAS **464**, 3907 (2017), 1601.07942.
- [69] R. H. Cyburt, A. M. Amthor, R. Ferguson, Z. Meisel, K. Smith, S. Warren, A. Heger, R. D. Hoffman, T. Rauscher, A. Sakharuk, et al., ApJS **189**, 240 (2010), REACLIB is available at <https://groups.nslc.msu.edu/jina/reaclib/db/>.
- [70] S. Frankel and N. Metropolis, Phys. Rev. **72**, 914 (1947).
- [71] I. V. Panov, I. Y. Korneev, T. Rauscher, G. Martínez-Pinedo, A. Kelić-Heil, N. T. Zinner, and F. Thielemann, A&A **513**, A61 (2010), 0911.2181.
- [72] A. Mamdouh, J. M. Pearson, M. Rayet, and F. Tondeur, Nucl. Phys. A **679**, 337 (2001), nucl-th/0010093.
- [73] A. C. Wahl, Tech. Rep. LA-13928, Los Alamos National Laboratory, Los Alamos, NM (2002).
- [74] G. M. Fuller, W. A. Fowler, and M. J. Newman, ApJS **48**, 279 (1982).
- [75] T. Oda, M. Hino, K. Muto, M. Takahara, and K. Sato, Atomic Data and Nuclear Data Tables **56**, 231 (1994).
- [76] K. Langanke and G. Martínez-Pinedo, Nucl. Phys. A **673**, 481 (2000), nucl-th/0001018.
- [77] I. D. Novikov and K. S. Thorne, in *Proceedings, Ecole d'Été de Physique Théorique: Les Astres Occlus: Les Houches, France, August, 1972* (1973), pp. 343–550.
- [78] R. T. Wollaeger and D. R. van Rossum, ApJS **214**, 28 (2014), 1407.3833.
- [79] R. T. Wollaeger et al. (2019), in Prep.
- [80] R. T. Wollaeger, O. Korobkin, C. J. Fontes, S. K. Ross-wog, W. P. Even, C. L. Fryer, J. Sollerman, A. L. Hungerford, D. R. van Rossum, and A. B. Wollaber, MNRAS **478**, 3298 (2018), 1705.07084.
- [81] C. L. Fryer, W. Benz, and M. Herant, ApJ **460**, 801 (1996), astro-ph/9509144.
- [82] C. L. Fryer, F. Herwig, A. Hungerford, and F. X. Timmes, ApJ **646**, L131 (2006), astro-ph/0606450.
- [83] C. L. Fryer, ApJ **699**, 409 (2009), 0711.0551.
- [84] M. M. Kasliwal, E. Nakar, L. P. Singer, D. L. Kaplan, D. O. Cook, A. Van Sistine, R. M. Lau, C. Fremling, O. Gottlieb, J. E. Jencson, et al., Science **358**, 1559 (2017), 1710.05436.
- [85] A. Perego et al., ApJ **850**, L37 (2017), 1711.03982.
- [86] C. F. Gammie, J. C. McKinney, and G. Tóth, The Astrophysical Journal **589**, 444 (2003), URL <http://stacks.iop.org/0004-637X/589/i=1/a=444>.
- [87] L. Bovard and L. Rezzolla, Classical and Quantum Gravity **34**, 215005 (2017), 1705.07882.
- [88] T. Sano, S. ichiro Inutsuka, N. J. Turner, and J. M. Stone, The Astrophysical Journal **605**, 321 (2004), URL <https://doi.org/10.1086/2F382184>.
- [89] O. Porth, K. Chatterjee, R. Narayan, C. F. Gammie, Y. Mizuno, P. Anninos, J. G. Baker, M. Bugli, C.-k. Chan, J. Davelaar, et al., arXiv e-prints arXiv:1904.04923 (2019), 1904.04923.
- [90] A. Tchekhovskoy, J. C. McKinney, and R. Narayan, Monthly Notices of the Royal Astronomical Society **379**, 469 (2007), URL <http://dx.doi.org/10.1111/j.1365-2966.2007.11876.x>.