



CHORUS

This is the accepted manuscript made available via CHORUS. The article has been published as:

Analytical solutions of Landau (1+1)-dimensional hydrodynamics

Cheuk-Yin Wong, Abhisek Sen, Jochen Gerhard, Giorgio Torrieri, and Kenneth Read
Phys. Rev. C **90**, 064907 — Published 17 December 2014

DOI: [10.1103/PhysRevC.90.064907](https://doi.org/10.1103/PhysRevC.90.064907)

Analytical Solutions of Landau (1+1)-Dimensional Hydrodynamics

Cheuk-Yin Wong^a, Abhisek Sen^b, Jochen Gerhard^c, Giorgio Torrieri^d, Kenneth Read^{ab}

^a*Physics Division, Oak Ridge National Laboratory, Oak Ridge, TN 37831*

^b*Department of Physics and Astronomy, University of Tennessee, Knoxville, TN 37996*

^c*Frankfurt Institute for Advanced Studies (FIAS), Frankfurt am Main, Germany and*

^d*IFGW, Universidade Estadual de Campinas, Campinas, São Paulo, Brazil*

To help guide our intuition, summarize important features, and point out essential elements, we review the analytical solutions of Landau (1+1)-dimensional hydrodynamics and exhibit the full evolution of the dynamics from the very beginning to subsequent times. Special emphasis is placed on the matching and the interplay between the Khalatnikov solution and the Riemann simple wave solution, at the earliest times and in the edge regions at later times. These analytical solutions collected and developed here serve well as a useful guide and cross-check in the development of complicated numerically-intensive relativistic hydrodynamical Monte Carlo simulations presently needed.

PACS numbers: 24.10.Nz 25.75.-q

I. INTRODUCTION

Landau hydrodynamics was put forth to study the dynamics of a relativistic system possessing a simple equation of state in a (1+1)-dimensional evolution [1–4]. The accompanying Khalatnikov analytical solution is also well-known [5] and has been discussed extensively in the literature. It forms the basis for many investigations in the rapidity distributions and hydrodynamical behavior in high-energy heavy-ion collisions [7]–[32]. Ref. [18] gives detailed numerical results of the characteristics of the flow, dN/dy as a function of the freeze-out temperature, isotherms, and the difference between the flow rapidity y_{flow} and the spatial rapidity y_s , indicating the boost-non-invariance of Landau hydrodynamics. Ref. [21] gives a detailed evolution of the entropy density and temperature as a function of the longitudinal coordinate z and time t . Numerical solutions have been presented earlier for (1+1)- (2+1)- and (3+1)-dimensional hydrodynamics with the Landau initial condition [33, 34]. Semi-analytic solution of the (2+1)-dimensional hydrodynamics have been constructed by the method of characteristics [35, 36]. Numerous other elaborate numerical calculations of relativistic hydrodynamics have been presented [37–39].

While numerical hydrodynamical solutions serve well as tools for the examination of the dynamics of many systems, the completely analytical solutions remain useful to help guide our intuition, summarize important features, and point out essential elements. In this regard, one finds three technical gaps for a completely analytical solution in the existing literature. First, conventional applications of Landau hydrodynamics have been concentrated within the time domain under the application of the Khalatnikov solution. The Khalatnikov solution, however, has its limitations. It is not generally recognized that the Khalatnikov solution is not applicable to discuss the hydrodynamics at the earliest stages below a certain time coordinate. We need to specify an explicit analytical solution for the earliest history. Secondly, even

though the Khalatnikov solution is given in an analytical form, the extraction of the solution is not as trivial as it may appear to be. An explicit procedure for the inversion of the Khalatnikov solution from the space-time coordinates to the (energy density)-velocity coordinates is needed. Thirdly, even after the Khalatnikov solution is inverted, only a part of the solution can be utilized in the full hydrodynamical description. As described in [2–5], the Khalatnikov analytical solution should be connected, in the vacuum side, to the Riemann simple wave solution¹. A complete hydrodynamical solution will need to include the description of the matching transition and the connected Riemann simple wave solution. The present review has been motivated to rectify the above gaps that hinders the application of the analytical solutions of Landau hydrodynamics.

It should be pointed out that the earliest history of Landau hydrodynamics is governed, not by the Khalatnikov solution, but by the Riemann simple wave solution. To obtain the full evolution dynamics, we shall consider the initial Riemann simple wave solution and the subsequent transitional matching of the Riemann simple wave solution with the Khalatnikov solution. In the discussions on the interaction of jets with produced matter, which occur in the earliest stage of the collision process, and on elliptic flows, which occur at the subsequent early stage of hydrodynamical evolution, the early hydrodynamics of the produced matter plays an important role and is of considerable interest. Furthermore, as hydrodynamics gains in importance in high-energy heavy-ion collisions and numerically-intensive hydrodynamics is being carried out with supercomputers for multidimensional relativistic hydrodynamics on an event-by-event basis [39], simple analytical solutions will provide great help in checking bench-mark results, guiding intuitions, and comparing essential features, to ensure the success of

¹ For an exposition of the Riemann simple wave solution, see pages 366 and 503 of Landau and Lifshitz [6].

the program for our understanding of the hydrodynamical evolution process.

II. THE KHALATNIKOV SOLUTION

For the Landau initial condition of a reflectively symmetric slab of a relativistic hot, dense matter initially at rest, the Khalatnikov solution is an analytical solution of the hydrodynamical equation that describes the space-time evolution of the system. The solution is obtained by introducing a hydrodynamical potential χ that is a function of the energy density ϵ and the velocity v . The variables ϵ and v can be alternatively represented by the energy density logarithm ζ and the flow rapidity y ,

$$\zeta = \frac{1}{4} \ln(\epsilon/\epsilon_0) = \ln(T/T_0), \quad (1)$$

$$\epsilon/\epsilon_0 = (T/T_0)^4 = e^{4\zeta}, \quad (2)$$

$$s/s_0 = (\epsilon/\epsilon_0)^{3/4} = (T/T_0)^3 = e^{3\zeta}, \quad (3)$$

$$v = \tanh y. \quad (4)$$

Here T , and s are the temperature and entropy density respectively, and the subscripts “0” denote initial values. The Khalatnikov solution consists of writing the space-time coordinates (z, t) as functions of (ζ, y) given (in Eq. (4.12') of [2], Eq. (24) of [3], and Eq. (4.12a) of [4]) as

$$t(\zeta, y) = e^{-\zeta} \left(\frac{\partial \chi}{\partial \zeta} \cosh y - \frac{\partial \chi}{\partial y} \sinh y \right), \quad (5)$$

$$x(\zeta, y) = e^{-\zeta} \left(\frac{\partial \chi}{\partial \zeta} \sinh y - \frac{\partial \chi}{\partial y} \cosh y \right). \quad (6)$$

Belenkij and Landau considered a slab of width $2l$ initially at rest and chose the origin of the longitudinal z -coordinate to be at $x=-l$. The longitudinal coordinate z is therefore related to the quantity x in Eq. (6) by

$$z = x + l. \quad (7)$$

As we are considering a system possessing a reflection symmetry with respect to $z=0$, we need to examine only the region of $z \geq 0$.

The Khalatnikov solution is uniquely specified by the requirement to satisfy two boundary conditions: (i) zero velocity ($v=0$ and $y=0$) at the center of the symmetric slab at $z=0$ (and $x=-l$), and (ii) the matching to the Riemann simple wave solution when $\zeta=-c_s y$ at the edge boundary of the slab. In terms of the hydrodynamic potential $\chi(\zeta, y)$, the Khalatnikov solution is given (in Eq. (4.30) of [2, 4] and Eq. (26) of [3]) by

$$\chi(\zeta, y) = -l\sqrt{3}e^\zeta \int_{y/\sqrt{3}}^{-\zeta} e^{2\zeta'} I_0 \left[\sqrt{\zeta'^2 - \frac{1}{3}y^2} \right] d\zeta'. \quad (8)$$

The above solution (8) and the energy density relations in Eqs. (1)-(3) have been obtained for the equation of state

$$p = \frac{\epsilon}{3}, \quad (9)$$

with the speed of sound

$$c_s = \sqrt{\partial p / \partial \epsilon} = 1/\sqrt{3}. \quad (10)$$

We shall use the above speed of sound for our hydrodynamical calculations. The generalization of the analytical solutions of Landau hydrodynamics to a general equation of state with a different speed of sound c_s can be found in Ref. [25] and is summarized in Appendix A.

It is necessary to take note of the typographical errors in the original articles of Belenkij and Landau [2–4] and the change of notations. The original Russian article in [2] was presented in a simplified English version in [3] and in a full English translation in [4]. In conformity with the standard notation to label the rapidity variable by y , we have changed the notation of the rapidity variable α in [2–4] to y in Eq. (4), and the energy density logarithm variable y in [2–4] to ζ in Eq. (1)-(3). To be consistent with Eqs. (5) and (6), the dimensionless energy density logarithm variable y in the original articles of [2–4] should be defined as $y=\ln(T/T_0)$ and not as $y=\ln T$. The sign on the right-hand side of the Khalatnikov solution, Eq. (4.30) in [2, 4] and Eq. (26) in [3], should be corrected to be negative. The factor preceding the integral in the Khalatnikov solution should be $l\sqrt{3}e^y$ (as in [2] and [3]), and not erroneously as $l\sqrt{3}e^y$ as in [4]. The Khalatnikov solution Eq. (8) in the present article is the correct expression after all the typographical errors have been corrected and the notations have been changed.

From an inspection of Eqs. (5), (6), and (8), it is clear that the physical results of t and x are unchanged, if the right-hand sides of Eqs. {(5),(6),(8)} are multiplied by arbitrary constant factors of $\{A, A, 1/A\}$, respectively. After these multiplications, the product $(A\chi)$ has the same dimension as x and t , namely, the dimension of length. Because of the invariance of t and x with respect to different choices of A , the Khalatnikov solution can be written in many equivalent, and equally valid, forms, with $A=1$ in [2–5, 7–10, 16], or $A=1/T_0$ in [17–19, 25–27]. There is freedom in the choice of A to partition the length dimension of $(A\chi)$ between A and χ , or equivalently, to define χ in terms of t and x by writing the Legendre transform equation (4.10) of Belenkij and Landau [2, 4] in a more general form with an explicit T_0 as

$$d(A\chi) = d(\phi + \frac{T}{T_0}u^0t - \frac{T}{T_0}u^1x). \quad (11)$$

The original Khalatnikov solution of Eqs. {(5),(6),(8)} in [2–5, 7–10, 16] corresponds to the choice of $A=1$, requiring χ to carry the length dimension, whose scale turns out to be l in Eq. (8) as determined by the boundary condition of $x=-l$ at $y=0$ for all t [2–5]. Another choice selects a dimensionless χ , requiring the factor A to carry the length dimension, which can be chosen to be the natural length scale of x and t with $A=l$, or the natural length scale associated with T with $A=1/T_0$. The Khalatnikov solution as expressed in [17–19, 25–27] corresponds to the choice of $A=1/T_0$, leading to equivalent, and equally valid, expressions obtained by multiplying the right-hand

sides of Eqs. {(5), (6), (8)} by $\{1/T_0, 1/T_0, T_0\}$, respectively.

III. THE RIEMANN SIMPLE WAVE SOLUTION

In the Khalatnikov solution in the last section, there are two hydrodynamical degrees of freedom which have been chosen to be the energy density ϵ and the velocity v , or alternatively, (ζ, y) . There is however another Riemann wave simple wave solution of the one-dimensional relativistic hydrodynamical equations in which the energy density represented by ζ and the velocity represented by y can be expressed as a function of each other in which the space-time coordinates x and t do not explicitly appear. In the presence of a disturbance, the simple wave propagation can be visualized as the superposition of (i) the propagation of a sound wave with the speed of sound c_s and (ii) the propagation of the fluid element itself with a flow velocity $v = \tanh y$. They occur at the edge boundary regions where the energy density decreases monotonically until the energy density vanishes, when the matter is in contact with the vacuum. As the two edge boundaries of the slab are always in contact with the vacuum, the Riemann simple wave solutions are always present on the slab boundaries.

Because of this mutual dependencies between ζ and y , there is then only a single independent hydrodynamical degree of freedom in the Riemann simple wave solution. The hydrodynamics is described by $\zeta(y(x, t))$ or vice-versa $y(\zeta(x, t))$ in the form of a running wave whose profile can change with time. In non-relativistic hydrodynamics, the relation between the fluid density ρ and the velocity field v in a simple wave are related by Eq. (94.4) of Landau and Lifshitz [6] :

$$v = \pm \int \frac{dp}{c_s \rho} = \pm \int \frac{c_s d\rho}{\rho}. \quad (12)$$

This solution satisfies the equations of 1-D hydrodynamics. In the relativistic case, this becomes Eq. (2) on page 503 of Landau and Lifshitz [6]:

$$y = \tanh^{-1} v = \pm \int \frac{c_s d\epsilon}{(\epsilon + p)} = \pm \frac{1}{c_s} \ln \left\{ (\epsilon/\epsilon_0)^{c_s^2/(1+c_s^2)} \right\},$$

which leads to $y = \pm \ln(T/T_0)/c_s$ or

$$y = \pm \frac{\zeta}{c_s}. \quad (13)$$

The sign on the right-hand side of above equation is so chosen that it gives the correct sign for y (and v). As the energy density ϵ in general is less than ϵ_0 , $\zeta = \frac{1}{4} \ln(\epsilon/\epsilon_0)$ is generally negative. So, for the region of $z \geq 0$ we are interested, we have $v > 0$ and we should take the negative sign of (13). Thus, Ref. [3] gives the condition for the simple wave as

$$y = -\frac{\zeta}{c_s}. \quad (14)$$

In terms of the potential χ in Eqs. (5) and (6), we have

$$\frac{x}{t} = \frac{\tanh y - \frac{\partial \chi}{\partial y} / \frac{\partial \chi}{\partial \zeta}}{1 - \tanh y \left(\frac{\partial \chi}{\partial y} / \frac{\partial \chi}{\partial \zeta} \right)}. \quad (15)$$

For simple waves with a center at the origin, the total derivative of the potential function $\chi(\zeta, y)$ is zero [6],

$$\frac{d\chi(\zeta, y)}{dy} = \frac{\partial \chi(\zeta, y)}{\partial y} + \frac{\partial \chi(\zeta, y)}{\partial \zeta} \frac{d\zeta}{dy} = 0. \quad (16)$$

So, we have

$$\frac{d\zeta}{dy} = - \frac{\partial \chi(\zeta, y)}{\partial y} / \frac{\partial \chi(\zeta, y)}{\partial \zeta}. \quad (17)$$

From Eq. (14) and (17), we obtain

$$\frac{\partial \chi}{\partial y} / \frac{\partial \chi}{\partial \zeta} = - \frac{d\zeta}{dy} = c_s, \quad (18)$$

and the Riemann simple wave solution is

$$\frac{x}{t} = \frac{\tanh(-\zeta/c_s) - c_s}{1 - \tanh(-\zeta/c_s) c_s}. \quad (19)$$

Eqs. (14) and (19) constitute the Riemann simple wave solution for the edge boundary region of the slab.

IV. EARLY HYDRODYNAMICAL EVOLUTION AT $t \leq l/c_s$

We consider the Landau initial condition of a full stopping resulting in an initial slab of width $2l$ initially at rest, with an initial energy density ϵ_0 , as shown in Fig. 1. The slab is in contact with the vacuum and the energy density of the slab decreases monotonically, starting from the matter region to the vacuum region. The hydrodynamical motion of the slab at the early moments is governed by the Riemann simple wave solution specified by Eqs. (14) and (19).

For a fixed value of $t \leq l/c_s$, we increase the value of the rapidity y stepwise, starting from $y=0$. Knowing the value of y , we can calculate the energy density logarithm ζ from Eq. (14). After obtaining ζ , we can calculate x from Eq. (19). The calculation is repeated for the next value of y . As y increases, ζ becomes more negative and the energy density $\epsilon/\epsilon_0 = e^{4\zeta}$ decreases until the density becomes vanishingly small, and the velocity v approaches 1.

The hydrodynamical solution at the early stage exhibits the following features as shown in Fig 1.

1. For zero rapidity $y=0$ ($v=0$) with the fluid at rest, we have $y=0$ ($\epsilon=\epsilon_0$) at the spatial coordinate $x=-c_s t$ (or $z=l-c_s t$).

The rarefaction wave starts at $z=l$ and propagates inward to $z=0$ with the speed of sound c_s . The rarefaction wave reaches the spatial origin $z=0$ at time $t = l/c_s = \sqrt{3}l$.

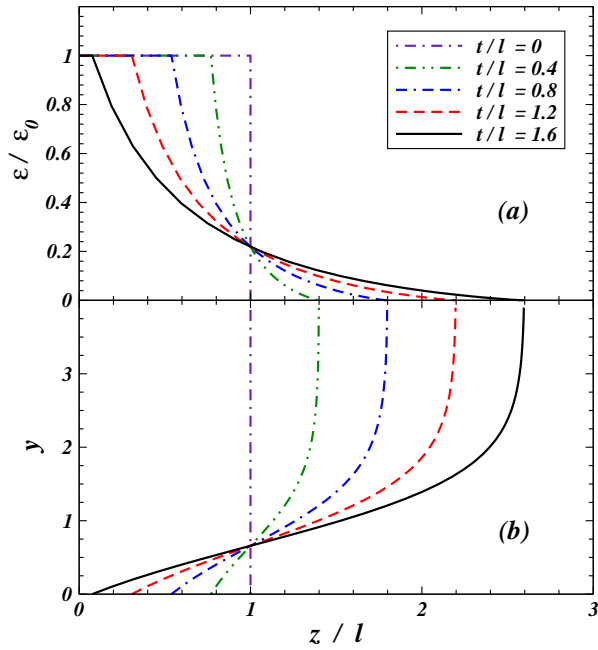


FIG. 1. (Color online) The ratio ϵ/ϵ_0 and flow rapidity y as a function of z/l for different values of $t/l \leq l/c_s$ obtained with the Riemann simple wave solution.

2. As y increases, ζ becomes more and more negative, and the energy density ϵ decreases. The variation of y traces out the whole curve of ϵ/ϵ_0 as a function of z/l for a fixed t .
3. From Eq. (19), we note that $x=0$ ($z=l$) occurs at $\zeta = -c_s(\tanh^{-1} c_s)$, for different times t . Thus the curves of ϵ/ϵ_0 for different t meet at the same point of $\epsilon/\epsilon_0 = \exp\{-4c_s(\tanh^{-1} c_s)\} \sim 0.22$ in Fig. 1.
4. The fluid expands outward and the velocity of the fluid element increases as the fluid coordinate increases. The farthestmost reach of the fluid element occurs at $y \rightarrow \infty$, ($v \rightarrow 1$ and $x \sim t$), which corresponds to $z \sim (l + t)$. The velocities of the fluid elements in contact with the vacuum approach to, and are limited by, the speed of light.

V. HYDRODYNAMIC EVOLUTION AFTER $t \geq l/c_s$

After the time $t \geq l/c_s$, the rarefaction wave that starts from the edge of the slab at $z=l$ reaches the center of the slab at $z=0$ (Fig. 1). Subsequent expansion of the fluid in the central region will proceed through the Khalatnikov solution of Eqs. (5), (6), and (8). To determine (ζ, y) as a function of (z, t) , it is useful to express the derivatives of $\chi(\zeta, y)$ explicitly in terms of ζ and y so that Eqs. (5) and (6) for the coordinates (x, t) are explicit functions of (ζ, y) . The quantities (ζ, y) can then be inverted to become a function of (x, t) .

Using Eq. (8), we can take the derivative with respect to ζ and we get

$$\frac{\partial \chi}{\partial \zeta}(\zeta, y) = \chi + l\sqrt{3}e^{-\zeta} I_0 \left[\sqrt{\zeta^2 - \frac{1}{3}y^2} \right]. \quad (20)$$

We take the derivative of χ with respect to y and we get two terms,

$$\frac{\partial \chi}{\partial y} = -l\sqrt{3}e^\zeta \int_{y/\sqrt{3}}^{-\zeta} e^{2\zeta'} \frac{\partial}{\partial y} I_0 \left[\sqrt{\zeta'^2 - \frac{1}{3}y^2} \right] d\zeta' + \mathcal{I},$$

where \mathcal{I} is the derivative with respect only to the lower limit $y/\sqrt{3}$. We also have $I_0'(x) = I_1(x)$ [40], and thus

$$\frac{\partial \chi}{\partial y} = l(y/\sqrt{3})e^\zeta \int_{y/\sqrt{3}}^{-\zeta} e^{2\zeta'} \frac{I_1 \left[\sqrt{\zeta'^2 - \frac{1}{3}y^2} \right]}{\sqrt{\zeta'^2 - \frac{1}{3}y^2}} d\zeta' + \mathcal{I}.$$

We can evaluate \mathcal{I} to yield

$$\mathcal{I} = le^\zeta e^{2y/\sqrt{3}}. \quad (21)$$

Adding these two terms, we have

$$\begin{aligned} \frac{\partial \chi}{\partial y}(\zeta, y) &= l(y/\sqrt{3})e^\zeta \int_{y/\sqrt{3}}^{-\zeta} e^{2\zeta'} \frac{I_1 \left[\sqrt{\zeta'^2 - \frac{1}{3}y^2} \right]}{\sqrt{\zeta'^2 - \frac{1}{3}y^2}} d\zeta' \\ &\quad + le^\zeta e^{2y/\sqrt{3}}. \end{aligned} \quad (22)$$

With the knowledge of $\partial \chi / \partial \zeta$ and $\partial \chi / \partial y$ given by Eqs. (20) and (22), the right-hand sides of Eqs. (5) and (6) give (x, t) as explicit functions of (ζ, y) . The integral in Eq. (22) can be evaluated numerically as the limits of the integration and the integrands are known functions of ζ and y .

The hydrodynamical description is simplest if we succeed in expressing (ζ, y) as a function of (z, t) . For this purpose, it is necessary to invert Eqs. (5) and (6) from (z, t) (function of ζ, y) to (ζ, y) (function of z, t). We consider a fixed value of t , and we increase stepwise the value of y , starting from zero. For each pair values of (t, y) , Eq. (5) presents itself as an equation for the unknown quantity ζ (or equivalently, ϵ/ϵ_0). We can solve this Eq. (5) with only one unknown ζ by the Newton's method using a good guessed value of ζ , starting at $y = 0$. From Eqs. (20) and (5), a good guess on the value of ζ for a given t and $y=0$ is

$$\zeta^{(0)} = -\frac{1}{2} \ln \left(\frac{t}{\sqrt{3}l} \right). \quad (23)$$

Subsequent guesses can then be obtained using Newton's method after numerically evaluating the change in the residue as a function of a small change in ζ . Newton's method has a rapid convergence. After the solution for ζ is obtained, Eqs. (20) and (22) are then used with Eq. (6) to calculate the value of x . The newly determined ζ can be used as the guess for the next y to get the new solution of ζ .

VI. KHALATNIKOV SOLUTION AND
MATCHING TO THE SIMPLE WAVE SOLUTION
FOR $t \geq l/c_s$

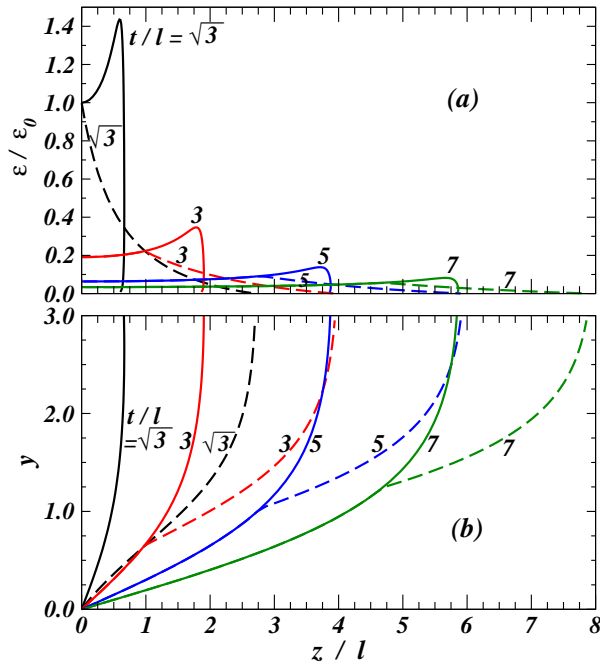


FIG. 2. (Color online) The quantities $(\epsilon/\epsilon_0, y)$ as a function of z/l for different values of t/l . The solid curves give the Khalatnikov solution which must be matched on to Riemann simple wave solutions at the edge boundaries shown as dashed curves. A complete hydrodynamical solution consists of the Khalatnikov solution for small z/l (solid curve) joining on to the matched Riemann solution for large z/l (dashed curve).

The Khalatnikov solution is not applicable before the time coordinate $t < l/c_s$. At $t=l/c_s=\sqrt{3}l$, the rarefaction wave has just reached the center of the slab at $z = 0$ and the fluid motion described by the Khalatnikov solution has just started to become applicable. We show in Fig. 2 the Khalatnikov solution for $t/l=1/c_s, 3, 5$, and 7 as a function of z/l as solid curves. At $t=l/c_s$, the Khalatnikov solution has an energy density exceeding the initial density and increasing as a function of z . It decreases precipitously at $z/l \sim 0.7$. At subsequent time coordinates, the energy density rises as a function of z and decreases precipitously near $t \sim (z - l)$. The corresponding rapidity increases monotonically and rapidly as a function of increasing z/l .

However, not all portions of the Khalatnikov solution shown as the solid curves can be used to describe the evolution of the system because the dynamics at the edge region is described by the propagation of a disturbance arising from the presence of the edge boundary. The accompanying hydrodynamical motion in the edge region is a Riemann simple wave propagating from the edge toward the center. The hydrodynamical solution at the edge of the slab is governed by the Riemann simple wave solu-

tion. The Khalatnikov solution that is applicable in the interior of the slab needs to be matched on and switched to the simple wave solution when the energy density logarithm y matches the rapidity y by Eq. (14), $y = -\zeta/c_s$. For $t \geq l/c_s$, the complete hydrodynamical solution for the fluid with the Landau initial condition consists of the Khalatnikov solution in the interior region of small $|z|$, and the matched Riemann simple wave solution at the edge boundaries of the system.

We can carry out the matching in the following way. We study the Khalatnikov solution for a fixed value of t ($\geq l/c_s$) and increase stepwise the value of y , starting from $y = 0$. We calculate ζ , x , and z as a function of t and y , using the method outlined in the last section. After determining ζ for the pair of (t, y) values, we test whether $-\zeta/c_s = -\sqrt{3}\zeta$ remains greater than y or not. If $-\sqrt{3}\zeta$ remains greater than y , we proceed to the next incremented value of y and look for the Khalatnikov solution for the next set of (t, y) pair. On the other hand, when $-\sqrt{3}\zeta$ is equal to or just begin to be greater than y , the hydrodynamical solution will be switched from the Khalatnikov solution to the Riemann simple wave solution for subsequent y values.

For the Riemann simple wave solution in the boundary region for a fixed value of t , we increase stepwise the value of y . The energy density logarithm variable ζ is then given by $\zeta = -c_s y$. Knowing t and the values of t , y and ζ , the spatial coordinate x is given by Eq. (19). This stepwise increase of y allows us to trace the energy density as a function of the longitudinal coordinates.

At $t=l/c_s=\sqrt{3}l$, the matching of the Khalatnikov solution with the Riemann simple wave solution occurs at $z = 0$. Thus the solid curve of the Khalatnikov solution is not applicable at $t = \sqrt{3}l$. In its place as the solution of Landau hydrodynamics is the Riemann simple wave solution starting from $z = 0$ shown as the dashed curve in Fig. 2. Therefore, at $t=l/c_s=\sqrt{3}l$, even though the Khalatnikov solution begins to emerge, it does not contribute to the hydrodynamical solution with the Landau initial condition.

At higher values of t , the fluid expands outward and the longitudinal region under the Khalatnikov solution begins to expand. At $t=3l$, the Khalatnikov solution extends to $z \sim l$ where the matching with the Riemann simple wave solution occurs. At $t = 5l$, the Khalatnikov solution extends farther out to $z \sim 3l$ where the matching occurs. The extension of the longitudinal region under the Khalatnikov solution increases approximately linearly with time t . On the other hand, the extension of the Riemann simple wave solution spans a longitudinal length of order $3l$ and is approximately independent of t . Thus, the Khalatnikov solution covers a longitudinal region less than the Riemann waves for $t \lesssim 5l$, but a longitudinal region greater than the Riemann waves for $t \gtrsim 5l$. The full hydrodynamical solution consists of the Khalatnikov solution in the region of small z (solid curves) and the matched Riemann simple waves solution in the region of large z (dashed curves) in Fig. 2. They

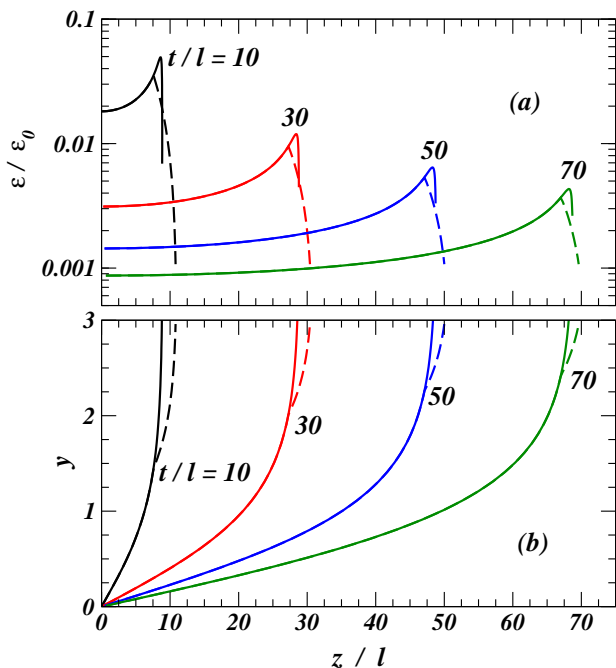


FIG. 3. (Color online) The quantities $(\epsilon/\epsilon_0, y)$ as a function of z/l for different values of t/l . The solid curves give the Khalatnikov solutions which must be matched on to Riemann simple wave solutions shown as dashed curves. A complete hydrodynamical solution consists of the Khalatnikov solution for small z/l (solid curve) joining on to the matched Riemann solution for large z/l (dashed curve).

are the hydrodynamical solutions satisfying the boundary conditions.

We show in Fig. 3 the Khalatnikov solutions as solid curves for $t/l=10, 30, 50,$ and 70 . The Riemann simple wave solutions which match with the Khalatnikov solutions are given as dashed curves. At $t=10l$, the Khalatnikov solution extends to $7.5l$ and the simple wave solution extends over a length of about $3l$. At later times when $t \gg l$, the matching occurs at a spatial coordinate just a few units less than t with a simple wave that is approximately $3l$ in length. As the simple wave region extends approximately to only a few units of l and $t \gg l$, the simple wave region is much smaller than the Khalatnikov solution region for large values of t .

VII. HYDRODYNAMICAL SOLUTION IN (τ, y_s)

To study the question of boost invariance, it is useful to introduce τ and y_s which are related to (t, z) by

$$\tau = \sqrt{t^2 - z^2} = \sqrt{t^2 - (x+l)^2}, \quad (24a)$$

$$y_s = \frac{1}{2} \ln \frac{t+z}{t-z}, \quad (24b)$$

$$z = x + l. \quad (24c)$$

The inverse relations are

$$t = \tau \cosh y_s, \quad (25a)$$

$$z = x + l = \tau \sinh y_s. \quad (25b)$$

Strictly speaking, only for solutions that are boost-invariant with respect to the origin at $(t, z)=0$ can the quantity τ be properly called the proper time and y_s the associated spatial rapidity. As we do not possess a boost-invariant initial condition, the coordinates (τ, y_s) can only be approximately and analogously identified with the proper time and the spatial rapidity, respectively. Such an approximate identification allows their use as tools to judge the degree of boost invariance of a hydrodynamical evolution. Specifically, at a constant value of τ , a boost-invariant hydrodynamical evolution will be indicated by an energy density ϵ that is independent of y_s and a flow rapidity y equal to the spatial rapidity y_s . Conversely, at a constant value of τ , the deviation of ϵ from a constant as a function of y_s or the inequality of y and y_s will be an indication of boost-non-invariance. The degree to which τ can be approximately identified as the proper time will depend on how close to boost invariance the solution will turn out to be.

With this choice of the (τ, y_s) coordinates, only regions with $t > |z|$ possess real τ and y_s to fall within our realm of description. The limits of real τ and y_s are the straight lines $t = \pm z$ for which $\tau = 0$. Therefore, at all times t , there are boundary edge regions with a finite width $\Delta z = l$ in the simple wave regions, for which $|z| > t$, and τ and y_s are not real. Such small edge boundary regions fall outside our realm of description.

We need to express the Khalatnikov solution and the Riemann solution in terms of τ and y_s . We represent (τ, y_s) in terms of (t, x) by Eq. (23) which are in turn represented as functions of ζ and y by Eqs. (5) and (6), with the hydrodynamical potential χ determined by Eq. (8). With the knowledge of $\partial\chi/\partial\zeta$ and $\partial\chi/\partial y$ given by Eqs. (20) and (22), the (τ, y_s) variables are explicit functions of (ζ, y) .

We can express the Riemann simple wave solution as a function of the (τ, y_s) coordinates by substituting (25) into (19). We introduce the effective velocity a as

$$x = \tau \sinh y_s - l = a\tau \cosh y_s = at, \quad (26)$$

where

$$a = \frac{v - c_s}{1 - vc_s}. \quad (27)$$

The Riemann simple wave solution in terms of (τ, y_s) becomes

$$e^{y_s} = \frac{1 + \sqrt{1 + (\tau/l)^2(1 - a^2)}}{(\tau/l)(1 - a)}, \quad (28)$$

which describes the hydrodynamical motion of disturbances in the boundary regions of the slab. The Khalatnikov solution needs to match to the Riemann simple wave solution when the energy density logarithm ζ

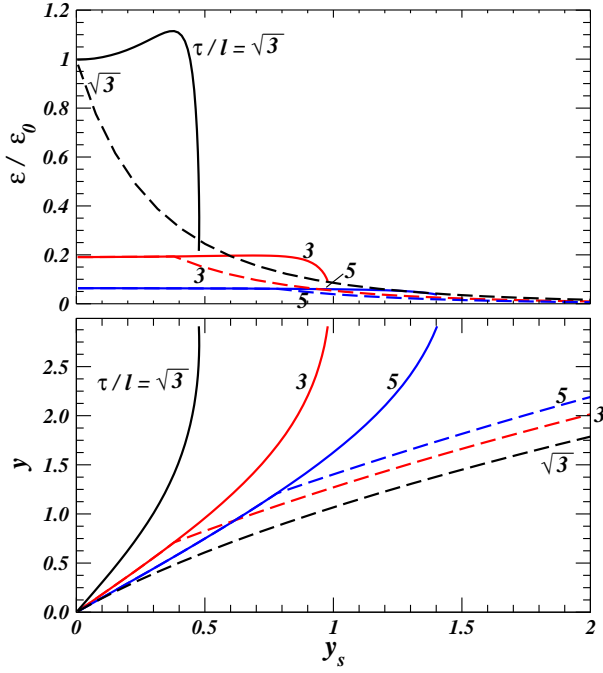


FIG. 4. (Color online) The quantities $(\epsilon/\epsilon_0, y)$ as a function of the spatial rapidity y_s for different values of τ/l . The solid curves give the Khalatnikov solutions which must be matched on to Riemann simple wave solutions shown as dashed curves. A complete hydrodynamical solution consists of the Khalatnikov solution for small y_s (solid curve) joining on to the matched Riemann solution for large y_s (dashed curve).

and the rapidity y are related by the speed of sound as $\zeta = -c_s y$ given by Eq. (14).

We consider a fixed value of $\tau \geq l/c_s$ and stepwise increase the value of y , starting from $y = 0$. We can obtain the hydrodynamical description of (ζ, y) as a function of (τ, y_s) by inverting Eq. (24) and its associated equations. For each pair of (τ, y) values, equation (24a) together with the associated supplementary equations (5) and (6) presents itself as an equation for the unknown quantity ζ . We can solve this equation with only one unknown ζ by Newton's method using a satisfactory guessed value of ζ , starting at $y=0$. From Eqs. (20) and (5), a good guess (trial value) for the value of ζ at $y=0$ for a given τ is

$$\zeta^{(0)} = -\frac{1}{2} \ln \left(\frac{\tau}{\sqrt{3}l} \right). \quad (29)$$

After the solution of ζ is obtained, Eqs. (20) and (22) are then used with Eq. (6) to calculate the value of x , z and y_s . The newly determined ζ can be used as the trial value for the next y to get the new solution of ζ .

Using the method we have just outlined for $\tau \geq l/c_s$, we can determine the Khalatnikov solution as a function of the spatial rapidity y_s for a fixed value of τ shown as solid curves in Fig. 4. In the time domain of Fig. 4, (ϵ/ϵ_0) is relatively flat as a function of y_s but the flow rapidity y is consistently greater than y_s except at very large values

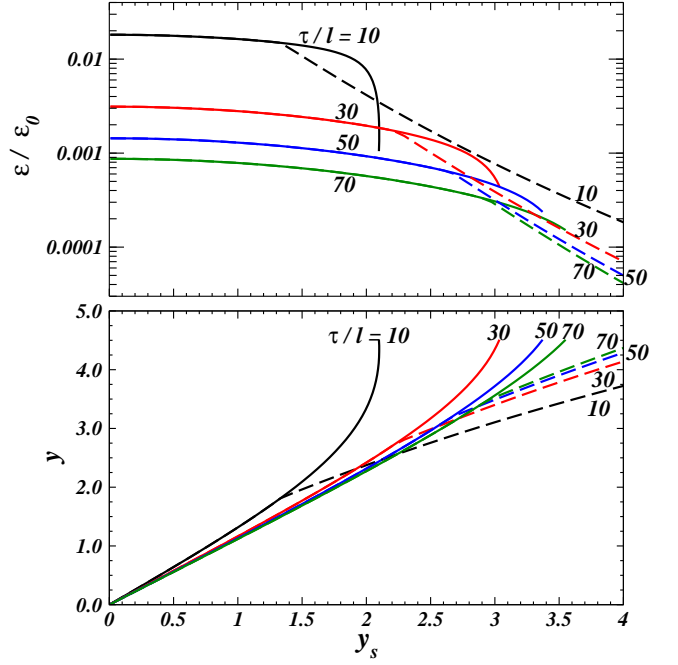


FIG. 5. (Color online) The quantities $(\epsilon/\epsilon_0, y)$ as a function of the spatial rapidity y_s for different values of τ/l . The solid curves give the Khalatnikov solutions which must be matched on and switched to the Riemann simple wave solutions shown as dashed curves.

of y_s . However, not all parts of the Khalatnikov solution can be used for our complete hydrodynamical solution. It is necessary to match the Khalatnikov solution to the Riemann simple wave when ζ is equal to $-c_s y$.

We carry out the simple wave matching of the Khalatnikov solution by testing $-\zeta$ against $c_s y$. When $-\zeta$ is equal to or just begin to be greater than $c_s y$, the solution will be switched to the Riemann simple wave solution for subsequent y values. For this Riemann simple wave solution, the energy density logarithm variable ζ is given by $\zeta = -c_s y$ and the spatial rapidity y_s is given by Eq. (28). The complete hydrodynamical solution consists of the Khalatnikov solution in the region of small y_s (solid curves) and the matched Riemann simple waves solution in the region of large y_s (dashed curves) in Fig. 4.

We show in Fig. 5 the dynamics of the system for later times of $\tau = 10, 30, 50$, and $70 l$. In this time domain, the energy density in the region of small y_s decreases as a function of y_s . For example, for $\tau/l=70$, (ϵ/ϵ_0) decreases by a factor of three as y_s increases from 0 to 3, indicating a lack of boost invariance for this value of τ . The flow rapidity y is slightly greater than the spatial rapidity y_s .

VIII. OTHER COMPARISONS

The solution of (ζ, y) as a function of (t, z) or (τ, y_s) allows one to extract other hydrodynamical quantity of interest. In addition to the energy density, one can cal-

culate the spatial profiles of the temperature or entropy density at different times t or proper times τ .

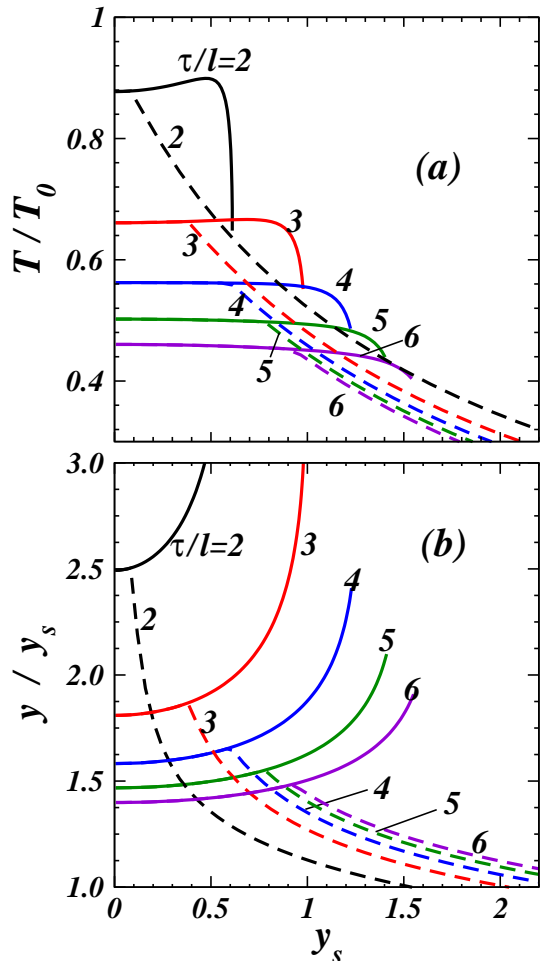


FIG. 6. (Color online) The quantities T/T_0 and y/y_s as a function of y_s for different values of the τ/l . The solid curves give the Khalatnikov solutions for small y_s which must be matched on and switched to the Riemann simple wave solutions for large y_s shown as dashed curves.

We show the ratio T/T_0 in Fig. 6a, and the ratio y/y_s in Fig. 6b, as a function of y_s for different values of the proper time τ/l . We observe that for small values of $\tau/l=2-6$, the Khalatnikov solution starts to emerge from the central region, the longitudinal length of the Khalatnikov solution included into the hydrodynamical description gradually increases. In this time domain, the temperature or the energy density of the Khalatnikov solution is relatively flat as a function of y_s , but the ratio y/y_s is consistently greater than unity, which indicates a high degree of boost-non-invariance, especially during the early stage of the hydrodynamical evolution.

Fig. 7 gives T/T_0 and y/y_s as a function of y_s for different $\tau/l=10, 20, 30, 40$, and 50 . We observe that the temperature decreases gradually as a function of the spatial rapidity y_s , and the ratio of y/y_s is consistently greater than unity, even for $\tau \sim 80l$.

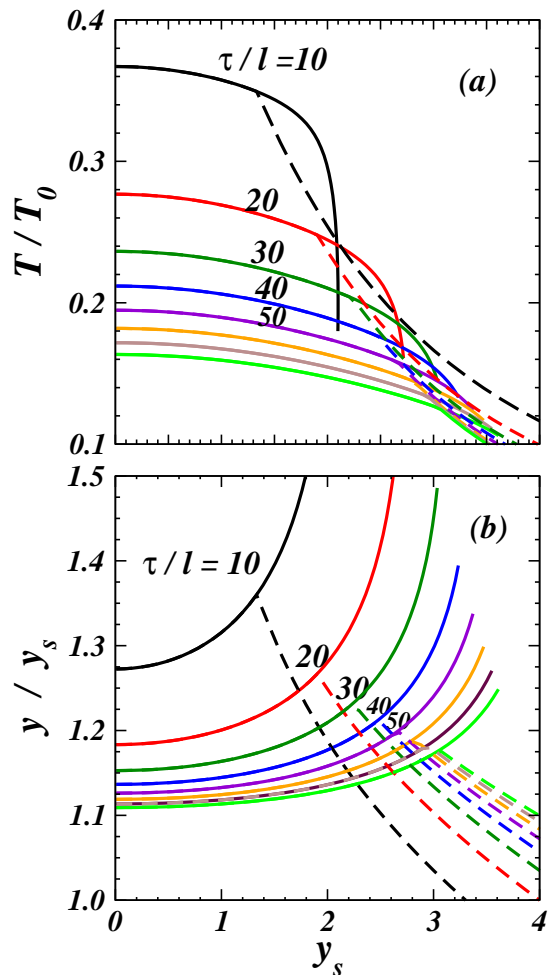


FIG. 7. (Color online) The quantities T/T_0 and y/y_s as a function of τ/l for different values of the spatial rapidity y_s . The solid curves give the Khalatnikov solutions for small y_s which must be matched on and switched to Riemann simple wave solutions for large y_s shown as dashed curves.

In Fig. 8, we show the ratio ϵ/ϵ_0 at the center of the slab at $z=0$ as a function of the τ/l . The energy density decreases with τ/l but the decrease does not follow the Bjorken limit of $\epsilon/\epsilon_0 \propto 1/\tau^{4/3}$. Bjorken-like behavior of $\epsilon/\epsilon_0 \propto 1/\tau^{4/3}$ behavior occurs only at the very late stage of $\tau/l \sim 80$.

The relation between ϵ/ϵ_0 and τ/l at $z=0$ ($y_s=0$) in Fig. 8 can be fitted very well by the empirical formula

$$\frac{\epsilon}{\epsilon_0} \simeq b \left(\frac{\tau}{l} \right)^{-\frac{4}{3} + a\frac{1}{\tau} + c\left(\frac{1}{\tau}\right)^d} \quad (30)$$

where, respectively, $a \simeq 2.60, b \simeq 0.213, c \simeq 2.25, d \simeq 3.48$. This above formula can be used to provide an effective correction to the equivalent Bjorken energy formula

$$\frac{\epsilon}{\epsilon_0} = b' \left(\frac{\tau}{l} \right)^{-4/3} \quad (31)$$

that is usually used to estimate the initial energy density given the initial time τ_0 and the experimentally observed

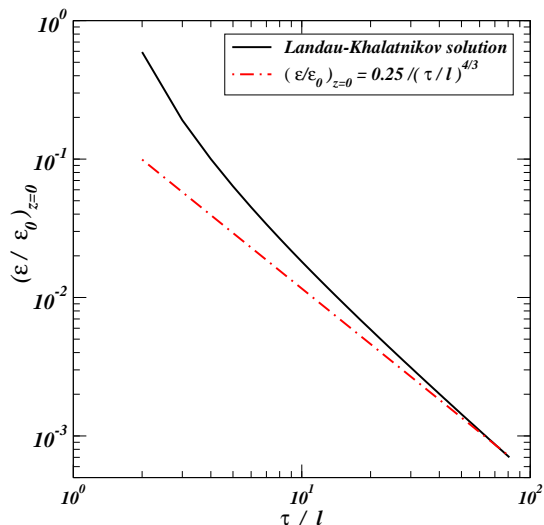


FIG. 8. (Color online) The ratio ϵ/ϵ_0 at $z=0$ ($y_s=0$) as a function of τ/l . The solid curves represent the solutions from the Khalatnikov solution with the Landau initial condition, and the dashed curve is the behavior expected from Bjorken hydrodynamics.

energy density dE/dy , which, for a rapidity-independent system is

$$\epsilon = \frac{1}{S\tau_0} \frac{dE}{dy}, \quad (32)$$

where S is the transverse area of the system. Since the Landau model does not require full stopping but just lack of transparency (see the introduction in [39]), the initial energy density compatible with the Landau model is not necessarily $\sqrt{s}N_{part}$ (which, at ultra-relativistic energies is too high). The initial energy density assuming a Landau initial condition can instead be estimated from Eqs. (30) and (32) scaled by y_s/y , given an estimate of the initial time τ_0 of the system.

Similarly, Fig. 7 is well-described at $z=0$ ($y_s=0$), also in the asymptotic limit $\lim_{\tau \rightarrow \infty} y/y_s=1$, by this parametrization

$$\frac{y}{y_s} \simeq 1 + a \left(\frac{l}{\tau}\right)^b + c \left(\frac{l}{\tau}\right)^d, \quad (33)$$

where $a = 1.942$, $b = 1.178$, $c = 0.220$, $d = 0.184$. This parametrization can be used to obtain a back-of-the-envelope estimate of the goodness of the Bjorken approximation, assuming Landau initial conditions and a given initial time τ_0 that is approximately related to the initial slab width by $\tau_0 \sim l$.

Transverse expansion will of course alter these approximation to $\mathcal{O}(50\%)$, but for that a realistic numerical calculation such as [39] is required.

IX. CONCLUSIONS AND DISCUSSIONS

We undertake our present review to rectify three technical gaps that hinders the application of the analytical solutions of Landau hydrodynamics. First, we show that the earliest history can be described exclusively by the Riemann simple wave solution. Secondly, the inversion of the Khalatnikov solution can be carried out successfully with well-outlined procedures. Thirdly, we show how the Khalatnikov solution and the Riemann simple wave solution can be matched at different time domains. In consequence, the analytical Khalatnikov solution and the matched Riemann simple wave solution provide a complete picture of the full evolution of the relativistic hydrodynamics of a (1+1)-dimensional system. Our examination with the Landau initial condition reveals that the Riemann simple wave solutions are always present at the two edge boundaries of the slab, and the Khalatnikov solution properly appears only after the time coordinate $t \geq l/c_s$.

The evolution can be depicted as following three stages of development. In the first stage of $t \leq l/c_s$, a Riemann simple wave (rarefaction wave) moves towards the center and depletes the density near the central region. One edge of the simple wave reaches the center of the slab at $t=l/c_s$. The other edge expands the matter into the vacuum. In the edge region of matter expansion, the velocity increases with the distance from the center, and the matter always approaches the speed of light as it comes in contact with the vacuum. In this first stage, the Riemann simple wave solution suffices to describe the hydrodynamical evolution.

At the second stage of $\sim 5l/c_s \lesssim t \lesssim l/c_s$, the interior region begins to expand, and both the Riemann solution and the Khalatnikov solution occupy comparable longitudinal regions and must be used simultaneously in different longitudinal regions to describe the hydrodynamical evolution. Such a situation arises because the Khalatnikov solution describes only the hydrodynamical evolution of the system in the interior region whereas the dynamics at the edge is described by the propagation of a disturbance arising from the presence of the boundary edge. The accompanying hydrodynamical motion is a Riemann simple wave propagating from the edge boundary toward the center. The longitudinal length of the hydrodynamical motion governed by the Khalatnikov solution and the Riemann simple wave solution depends on the time in the Khalatnikov solution expansion, $t - l/c_s$. The greater is the time $t - l/c_s$ compared to the Riemann simple wave characteristic time $\sim 2l/c_s$, the greater is the spatial region governed by the Khalatnikov solution.

In the third stage when $t \gtrsim (\sim 6l/c_s)$, the hydrodynamical motion is dominated by the Khalatnikov solution, with the simple waves occupying only a relatively small longitudinal region at the boundary edges. The Khalatnikov solution suffices approximately for the description of the hydrodynamics of the system, if the edge boundary region can be neglected. While the Khalatnikov and the

simple wave interplay at different stages of the hydrodynamical evolution, Belenkij and Landau showed that entropy of the system is concentrated in the central region while total energy (including both internal and kinetic energies and as seen in the laboratory frame) is concentrated in the boundary region [3].

As hydrodynamics gains in importance in high-energy heavy-ion collisions, the method of extracting the analytical solutions presented here may be useful for those who would like to use the procedure to examine the approximate behavior of a relativistic system undergoing a one-dimensional expansion. In fact, as shown earlier by Rischke and Gyulassy [33, 34], the main features of the hydrodynamics of (2+1)- and (3+1)-dimensional relativistic hydrodynamics contains many features similar to the (1+1)-dimensional system. An explicit outline presented here on how the different analytical solutions interplay in a completely analytical treatment enhances our understanding of the hydrodynamical evolution process.

With regard to the question of the comparison of Landau hydrodynamics and Hwa-Bjorken boost-invariance hydrodynamics [41, 42], we note that boost invariance implies that not only is the energy density independent of y_s , the flow rapidity y should also coincide with the spatial rapidity y_s . As shown previously in Landau (1+1)-dimensional hydrodynamics in [18] and in numerically-intensive event-by-event (3+1)-dimensional hydrodynamics with supercomputers [39], the Landau initial condition does not possess boost invariance and during the Landau hydrodynamical evolution the flow rapidity does not equal the spatial rapidity even at late times. The approach to boost-invariance appears to be a slow process, even though the energy density or temperature appears to be relatively flat as a function of y_s [39].

This research used resources of the Oak Ridge Leadership Computing Facility at the Oak Ridge National Laboratory, which is supported by the Office of Science of the U.S. Department of Energy under Contract No. DE-AC05-00OR22725. GT also acknowledges support from DOE under Grant No. DE-FG02-93ER40764.

Appendix A: Generalization of the analytical solutions of Landau hydrodynamics for different c_s

For completeness, we summarize below the analytical solutions of Landau hydrodynamics and the dependencies on the speed of sound c_s . We consider an equation of state

$$p = c_s^2 \epsilon, \quad (\text{A1})$$

where c_s is assumed to be a constant. The relations between the energy density, entropy density, and the temperature in Eqs. (1)-(3) are modified to be

$$\zeta = \ln(T/T_0) = \frac{c_s^2}{1 + c_s^2} \ln(\epsilon/\epsilon_0), \quad (\text{A2})$$

$$\epsilon/\epsilon_0 = (T/T_0)^{1+1/c_s^2} = e^{\zeta(1+c_s^2)/c_s^2}, \quad (\text{A3})$$

$$s/s_0 = (\epsilon/\epsilon_0)^{1/(1+c_s^2)} = (T/T_0)^{1/c_s^2} = e^{\zeta/c_s^2}. \quad (\text{A4})$$

The space-time coordinates (t, x) are related to (ζ, y) and the hydrodynamical potential χ as in Eqs. (5) and (6). When the speed of sound c_s is taken into account, the Khalatnikov solution, Eq. (8), is modified to be [25]

$$\chi(\zeta, y) = -\frac{le^\zeta}{c_s} \int_{c_s y}^{-\zeta} e^{\frac{c_s^2+1}{2c_s^2} \zeta'} I_0 \left(\frac{1 - c_s^2}{2c_s^2} \sqrt{\zeta'^2 - c_s^2 y^2} \right) d\zeta'. \quad (\text{A5})$$

The Riemann solution as a function of the speed of sound c_s is already given by Eqs. (14) and (19).

-
- [1] L. D. Landau, *Izod. Akad. Nauk SSSR* **17**, 51 (1953).
[2] S. Z. Belenkij and L. D. Landau, *Usp. Fiz. Nauk* **56**, 309 (1955).
[3] S. Z. Belenkij and L. D. Landau, *Nuovo Cimento, Suppl.* **3**, 15 (1956).
[4] S. Z. Belenkij and L. D. Landau, in *Collected Papers of L. D. Landau*, Edited by D. Ter Haar, Gordon and Breach, New York, 1965, page 569.
[5] I. M. Khalatnikov, *Zh. Eksp. Teor. Fiz.* **27**, 529 (1954).
[6] L. D. Landau and E. M. Lifshitz, *Fluid mechanics*, Pergamon Press, 1958.
[7] S. Z. Belenkij and G. A. Milekhin, *Zh. Eksp. Teor. Fiz.* **29**, 20 (1956) [*Sov. Phys. JETP* **2**, 14 (1956)].
[8] G. A. Milekhin, *Zh. Eksp. Teor. Fiz.* **35**, 978 (1958) [*Sov. Phys. JETP* **8**, 682 (1959)].
[9] G. A. Milekhin, *Zh. Eksp. Teor. Fiz.* **35**, 1185 (1958) [*Sov. Phys. JETP* **8**, 829 (1959)].
[10] I. L. Rosental, *Zh. Eksp. Teor. Fiz.* **31**, 278 (1957) [*Sov. Phys. JETP* **4**, 217 (1959)].
[11] S. Amari, H. Fukuda, C. Iso, and M. Sato, *Prog. Theo. Phys.* **17**, 241 (1957).
[12] P. Carruthers and Minh Doung-van, *Phys. Rev. D* **8**, 859 (1973).
[13] P. Carruthers, "Heretical Models of Particle Production", *Ann. N. Y. Acad. Sci.* **229**, 91 (1974).
[14] F. Cooper and G. Frye, *Phys. Rev. D* **10**, 186 (1974).
[15] F. Cooper, G. Frye, and E. Schonberg, *Phys. Rev. D* **11**, 192 (1975).
[16] M. I. Gorenshstein and Yu. M. Sinyukov, *Yad. Fiz.* **41**, 797 (1985) [*Sov. J. Nucl. Phys.* **41**, 508 (1985)].
[17] S. Chadha, C. S. Lam, and Y. C. Leung, *Phys. Rev. D* **10**, 2817 (1974).
[18] D. K. Srivastava, J. Alam, B. Sinha, *Phys. Lett. B* **296**, 11 (1992); D. K. Srivastava, Jan-e Alam, S. Chakrabarty, B. Sinha, S. Raha, *Ann. Phys.* **228**, 104 (1993); D. K.

- Srivastava, J. Alam, S. Chakrabarty, S. Raha, B. Sinha, Phys. Lett. B **278**, 225 (1992).
- [19] S. Paiva, Y. Hama, and T. Kodama, Phys. Rev. C **55**, 1455 (1997).
- [20] B. Mohanty, and Jan-e Alam, Phys. Rev. C **68**, 064903 (2003).
- [21] Y. Hama, T. Kodama, O. Socolowski Jr., Braz. J. Phys. **35**, 24 (2005); C. E. Aguiar, T. Kodama, T. Osada, Y. Hama, J. Phys. G **27**, 75 (2001).
- [22] S. Pratt, Phys. Rev. C **75**, 024907 (2007).
- [23] A. Bialas, R. A. Janik, and R. Peschanski, Phys. Rev. C **76**, 054901 (2007).
- [24] T. Csörgö, M. I. Nagy, and M. Csanád, Phys. Lett. B **663**, 306 (2008).
- [25] G. Beuf, R. Peschanski, and E. N. Saridakis, Phys. Rev. C **78**, 064909 (2008).
- [26] R. Peschanski and E. N. Saridakis, Nucl. Phys. A **849**, 147 (2011).
- [27] A. Bialas and R. Peschanski, Phys. Rev. **83**, 054905 (2011).
- [28] T. Osada and G. Wilk, Cent. Eur. J. Phys. **7(3)**, 432 (2009); T. Osada and G. Wilk, Phys. Rev. C **77**, 044903 (2008).
- [29] E. K. G. Sarkisyan, A.S. Sakharov, AIP Conf. Proc. **828**, 35 (2006); E. K. G. Sarkisyan, A.S. Sakharov, [hep-ph/0410324]; E.K.G. Sarkisyan, A.S. Sakharov, Eur. Phys. J. **C70**, 533 (2010); A.N. Mishra, R. Sahoo, E.K.G. Sarkisyan, A.S. Sakharov, arXiv:1405.2819.
- [30] L. P. Csernai, Soviet Phys. JETP **65**, 216 (1987).
- [31] V. K. Magas, L. P. Csernai, and D. D. Strottman, Phys. Rev. C **64**, 014901 (2001); V. K. Magas, L. P. Csernai, and D. D. Strottman, Nucl. Phys. A **712**, 167 (2002).
- [32] V. K. Magas, L. P. Csernai, E. Molnar, A. Nyiri, and K. Tamosiunas, Eur. Phys. J. A **25**, 65 (2005).
- [33] D. H. Rischke and M. Gyulassy, Nucl. Phys. A **597**, 701 (1996).
- [34] D. H. Rischke and M. Gyulassy, Nucl. Phys. A **608**, 479 (1996).
- [35] G. Baym, B. Friman, J.-P. Balizot, M. Soyeur, and W. Czyz, Nucl. Phys. A **407**, 541 (1983).
- [36] Y. Hama and F. W. Pottag, Rev. Bras. Fis. **15**, 289 (1985).
- [37] J. Y. Ollitrault, Phys. Rev. D **46**, 229, (1992); J. Y. Ollitrault, Eur. J. Phys. **29**, 275 (2008).
- [38] L. P. Csernai, *Introduction to Relativistic Heavy-Ion Collisions*, Willey, 1994; D. Teaney, Phys. Rev. C **68**, 034913 (2004); T. Hirano and Y. Nara, Nucl. Phys. A **743**, 395 (2004); P. F. Kolb and U. Heinz, nucl-th/0305084 (2003); P. Huovinen and P. V. Ruuskanen, Ann. Rev. Nucl. Part. Sci. (2006); C. Nonaka and B. A. Bass, Phys. Rev. C **75**, 014902 (2007); O. J. Socolowski, F. Grassi, Y. Hama, and T. Kodama, Phys. Rev. Lett. **93**, 182903 (2004); W. N. Zhang, M. J. Efaaf, and C. Y. Wong, Phys. Rev. C **70**, 024903 (2004); T. Csorgo, F. Grassi, Y. Hama, and T. Kodama, Phys. Lett. **565**, 107 (2003); T. Csorgo *et al.*, Phys. Lett. **B663**, 306 (2008); C. Y. Wong, Phys. Rev. C **78**, 054902 (2008); R. Peschanski and E. N. Saridakis, Phys. Rev. C **80**, 024907 (2009); C. Y. Wong, *Introduction to High-Energy Heavy-Ion Collisions*, World Scientific Publisher, 1994.
- [39] A. Sen, J. Gerhard, G. Torrieri, K. Read, C. Y. Wong, arxiv: 1403.7990.
- [40] M. Abramowitz and I. Stegun, *Handbook of Mathematical Functions*, Dover Publications, New York, 1965
- [41] R. C. Hwa, Phys. Rev. D **10**, 2260 (1974).
- [42] J. D. Bjorken, Phys. Rev. **27**, 140 (1983).