



CHORUS

This is the accepted manuscript made available via CHORUS. The article has been published as:

Charmonium production from nonequilibrium charm and anticharm quarks in quark-gluon plasma

Taesoo Song, Kyong Chol Han, and Che Ming Ko

Phys. Rev. C **85**, 054905 — Published 3 May 2012

DOI: [10.1103/PhysRevC.85.054905](https://doi.org/10.1103/PhysRevC.85.054905)

Charmonium production from nonequilibrium charm and anticharm quarks in quark-gluon plasma

Taesoo Song,^{1,*} Kyong Chol Han,^{2,†} and Che Ming Ko^{2,‡}

¹*Cyclotron Institute, Texas A&M University, College Station, Texas 77843-3366, USA*

²*Cyclotron Institute and Department of Physics and Astronomy,
Texas A&M University, College Station, Texas 77843-3366, USA*

Parameterizing the charm and anticharm quark momentum distributions by the Tsallis distribution, we study the nonequilibrium effect on the charmonium production rate in a quark-gluon plasma up to the next-to-leading order in perturbative QCD. We find that nonequilibrium charm and anticharm quarks suppress the charmonium production rate compared to that from equilibrated ones. We further show that the suppression factor calculated with the charm quark relaxation time, which has been frequently used in the literature, significantly overestimates the charmonium production rate from nonequilibrium charm and anticharm quarks in the quark-gluon plasma.

PACS numbers: 25.75.Cj

I. INTRODUCTION

Since the suggestion of using charmonium suppression as a possible signature for the formation of a quark-gluon plasma (QGP) in relativistic heavy-ion collisions [1], there have been many theoretical [7–15] and experimental [2–6] studies on charmonium production in heavy ion collisions at energies available from the Super Proton Synchrotron (SPS), the Relativistic Heavy Ion Collider (RHIC), and the Large Hadron Collider (LHC). Although the collision energy spans two orders of magnitude from SPS to LHC, the observed suppression of charmonium production in these collisions was found to be similar. A possible explanation for this surprising result is that the expected larger suppression of charmonium production with increasing collision energy is compensated by the increasing number of regenerated charmonia from initially produced charm and anticharm quarks in QGP. This is because the number of regenerated charmonia is quadratically proportional to [16] while that of directly produced charmonia depends linearly on the number of charm quarks [16–18]. Studies based on phenomenological models indeed show that although the fraction of regenerated charmonium is compatible to that of directly produced one in central Au+Au collisions at RHIC, it becomes dominant in central Pb+Pb collisions at LHC [10–14] as more charm and anticharm quarks are produced.

The charmonia production rate in QGP depends on the charm and anticharm quark distributions in both momentum and coordinate spaces [19]. Presently it is not clear to what degree charm and anticharm quarks, which are produced from initial hard collisions with a power law distribution, are thermalized in relativistic heavy-ion collisions. It seems that charm and anticharm quarks of low transverse momentum are close to while

those of intermediate and high transverse momenta are far from thermal equilibrium [20]. In Refs. [11–15], the charm quark nonequilibrium effect on charmonia regeneration in QGP is included by multiplying the expected equilibrium charmonium number by a relaxation factor $R(\tau) = 1 - \exp[-(\tau - \tau_0)/\tau_{\text{rel}}]$ with τ_{rel} being the relaxation time of charm quarks in QGP. Since the latter has a value $\tau_{\text{rel}} \sim 4$ fm/c, the regeneration contribution to charmonium production is suppressed by a factor of 0.53, 0.68 and 0.8 in heavy ion collisions at SPS, RHIC, and LHC, respectively, when the corresponding QGP lifetime is about 3.0, 4.5, and 6.5 fm/c. To check the accuracy of the estimate based on the relaxation factor, we calculate in the present study the charmonium production rate using the Tsallis distribution for charm and anticharm quarks [21, 22]. The Tsallis distribution with a parameter q is a generalized Boltzmann distribution, which is the same as the normal Boltzmann distribution when $q = 1$ but becomes a harder power law distribution as the value of q increases. In this study, we define $\lambda = q - 1$ and determine its values for the initially produced charm and anticharm quarks from hard collisions at RHIC and LHC by fitting the charm quark spectra generated by the event generator PHYTIA [23]. To study how the charm and anticharm quarks approach equilibrium in a QGP, we use the parton cascade model based on their elastic scattering with light quarks and gluons in the QGP. Fitting these distributions by the Tsallis distribution, we then calculate the charmonium production rate using the transition amplitude that is calculated up to the next-to-leading order (NLO) in perturbative QCD (pQCD) [24, 25]. We find that nonequilibrium charm and anticharm quarks suppress the charmonium production rate compared to that from equilibrated ones and that the suppression factor estimated from the charm quark relaxation time, which has been frequently used in the literature, significantly overestimates the charmonium production rate from nonequilibrium charm and anticharm quarks.

This paper is organized as follows. We first give in

*Electronic address: songtsoo@yonsei.ac.kr

†Electronic address: khan@comp.tamu.edu

‡Electronic address: ko@comp.tamu.edu

Sec. II the transition amplitudes for charmonium production in pQCD. In Sec. III, we derive the expression for the charmonium production rate from charm and anticharm quarks based on the Tsallis distribution and study the dependence of the J/ψ production rate on the parameters in the Tsallis distribution. We then apply in Sec. IV these results to heavy-ion collisions at RHIC and LHC. Finally, we give the conclusions in Sec. V. For details on the evaluation of the phase space integral in the charmonium production rate, they are given in Appendix A.

II. TRANSITION AMPLITUDES FOR CHARMONIUM PRODUCTION

Although the suggestion of J/ψ suppression as a signature of QGP was based on the idea that the J/ψ could not be formed in QGP [1] due to screening of the color charge, recent studies on the spectral functions of charmonia have suggested, on the other hand, that the dissociation temperature of J/ψ is higher than the critical temperature for QGP phase transition [26–28], indicating that the J/ψ can survive and be regenerated in QGP.

In pQCD, the leading-order process for J/ψ production from charm and anticharm quarks is the reaction $c + \bar{c} \rightarrow J/\psi + g$. The transition amplitude for this reaction is same as that for the J/ψ dissociation reaction $J/\psi + g \rightarrow c + \bar{c}$ given in Refs. [24, 25], that is

$$|\mathcal{M}|_{\text{LO}}^2 = 4g^2 m_c^2 m_{J/\psi} (2k_0^2 + m_g^2) \left| \frac{\partial \psi(\mathbf{p})}{\partial \mathbf{p}} \right|^2. \quad (1)$$

In the above, k_0 and $\mathbf{p} = \sqrt{m_c(k_0 - \epsilon_0)}$ are, respectively, the gluon energy and the relative three momentum of charm and anticharm quarks in the J/ψ rest frame with ϵ_0 being the binding energy of J/ψ ; g is the strong coupling constant which is taken to be 1.87 from previous phenomenological studies [14, 29], and m_c and $m_{J/\psi}$ are the masses of charm quark and J/ψ , respectively; m_g is the thermal gluon mass obtained from lattice data using the quasiparticle model [30]; and $\psi(\mathbf{p})$ is the wavefunction of J/ψ . To include the medium effect, we use the temperature-dependent wavefunction and binding energy of J/ψ obtained from solving the Schrödinger equation using the screened Cornell potential between charm and anticharm quarks [31]. Eq. (1) becomes the same as that of Bhanot and Peskin [32, 33] if $\psi(\mathbf{p})$ is taken to be the Coulomb wavefunction for the $1S$ state.

For the next-leading order (NLO) reaction $c + \bar{c} + q(\bar{q}, g) \rightarrow J/\psi + q(\bar{q}, g)$ in pQCD, its transition amplitude is the same as that for the reaction $J/\psi + q(\bar{q}, g) \rightarrow c + \bar{c} + q(\bar{q}, g)$. As given in Ref. [24, 25], the squared transition amplitudes of quark- and gluon-induced NLO processes are

$$|\mathcal{M}|_{\text{qNLO1}}^2 = 8N_c g^4 m_c^2 m_{J/\psi} \left| \frac{\partial \psi(\mathbf{p})}{\partial \mathbf{p}} \right|^2 \times \left\{ -\frac{1}{2} + \frac{k_{10}^2 + k_{20}^2}{2k_1 \cdot k_2} \right\}, \quad (2)$$

$$|\mathcal{M}|_{\text{gNLO1}}^2 = 8(N_c^2 - 1)g^4 m_c^2 m_{J/\psi} \left| \frac{\partial \psi(\mathbf{p})}{\partial \mathbf{p}} \right|^2 \times \left\{ -4 + \frac{k_1 \cdot k_2}{k_{10} k_{20}} + \frac{2k_{10}}{k_{20}} + \frac{2k_{20}}{k_{10}} - \frac{k_{20}^2}{k_{10}^2} - \frac{k_{10}^2}{k_{20}^2} + \frac{2}{k_1 \cdot k_2} \left[\frac{(k_{10}^2 + k_{20}^2)^2}{k_{10} k_{20}} - 2k_{10}^2 - 2k_{20}^2 + k_{10} k_{20} \right] \right\}, \quad (3)$$

where N_c is the number of color, and k_1 and k_2 are the momenta of incoming and outgoing partons, respectively.

Other NLO reactions include $c + \bar{c} \rightarrow J/\psi + g + g(q + \bar{q})$ which can be obtained from the reactions $c + \bar{c} + q(\bar{q}, g) \rightarrow J/\psi + q(\bar{q}, g)$ by changing the incoming parton to an outgoing parton. Their squared amplitudes can thus be obtained from Eqs. (2) and (3) by changing k_1 and k_{10} to $-k_1$ and $-k_{10}$, respectively, and by multiplying Eq. (2) by an overall minus sign and the number of light quark flavors, that is

$$|\mathcal{M}|_{\text{qNLO2}}^2 = 24N_c g^4 m_c^2 m_{J/\psi} \left| \frac{\partial \psi(\mathbf{p})}{\partial \mathbf{p}} \right|^2 \times \left\{ \frac{1}{2} + \frac{k_{10}^2 + k_{20}^2}{2k_1 \cdot k_2} \right\}, \quad (4)$$

$$|\mathcal{M}|_{\text{gNLO2}}^2 = 8(N_c^2 - 1)g^4 m_c^2 m_{J/\psi} \left| \frac{\partial \psi(\mathbf{p})}{\partial \mathbf{p}} \right|^2 \times \left\{ -4 + \frac{k_1 \cdot k_2}{k_{10} k_{20}} - \frac{2k_{10}}{k_{20}} - \frac{2k_{20}}{k_{10}} - \frac{k_{20}^2}{k_{10}^2} - \frac{k_{10}^2}{k_{20}^2} + \frac{2}{k_1 \cdot k_2} \left[\frac{(k_{10}^2 + k_{20}^2)^2}{k_{10} k_{20}} + 2k_{10}^2 + 2k_{20}^2 + k_{10} k_{20} \right] \right\}. \quad (5)$$

III. THE CHARMONIUM PRODUCTION RATE

The production rate of charmonium with momentum \mathbf{q} in a QGP from the LO and NLO charm and anticharm quark recombination processes described in the previous Section can be written as

$$\frac{dN_{J/\psi}^{\text{LO}}}{V dt d^3 \mathbf{q}} = \frac{1}{2E_{\mathbf{q}}} \int \prod_{i=1,2} \frac{d^3 \mathbf{p}_i}{(2\pi)^3 2E_{p_i}} \int \frac{d^3 \mathbf{k}}{(2\pi)^3 2E_k} \times (2\pi)^4 \delta^{(4)}(p_1 + p_2 - q - k) \times f_c(\mathbf{p}_1) f_{\bar{c}}(\mathbf{p}_2) |\mathcal{M}|_{\text{LO}}^2, \quad (6)$$

$$\frac{dN_{J/\psi}^{\text{NLO1}}}{V dt d^3 \mathbf{q}} = \frac{1}{2E_{\mathbf{q}}} \int \prod_{i=1,2} \frac{d^3 \mathbf{p}_i}{(2\pi)^3 2E_{p_i}} \int \prod_{j=1,2} \frac{d^3 \mathbf{k}_j}{(2\pi)^3 2E_{k_j}} \times (2\pi)^4 \delta^{(4)}(p_1 + p_2 - q + k_1 - k_2) \times f_c(\mathbf{p}_1) f_{\bar{c}}(\mathbf{p}_2) f_p(k_1) |\mathcal{M}|_{\text{NLO1}}^2. \quad (7)$$

$$\frac{dN_{J/\psi}^{\text{NLO2}}}{V dt d^3 \mathbf{q}} = \frac{1}{2E_{\mathbf{q}}} \int \prod_{i=1,2} \frac{d^3 \mathbf{p}_i}{(2\pi)^3 2E_{p_i}} \int \prod_{j=1,2} \frac{d^3 \mathbf{k}_j}{(2\pi)^3 2E_{k_j}} \times (2\pi)^4 \delta^{(4)}(p_1 + p_2 - q - k_1 - k_2) \times f_c(\mathbf{p}_1) f_{\bar{c}}(\mathbf{p}_2) |\mathcal{M}|_{\text{NLO2}}^2. \quad (8)$$

In the above, $f_c(\mathbf{p}_1)$ and $f_{\bar{c}}(\mathbf{p}_2)$ are, respectively, the charm and anticharm quark distributions; $f_p(k_1)$ is the thermal parton distribution including the degeneracies of quarks due to their flavors and antiparticles; \mathbf{k} is the outgoing gluon momentum in the LO $c + \bar{c} \rightarrow J/\psi + g$ reaction; and \mathbf{k}_2 is the outgoing parton momentum, while \mathbf{k}_1 is the outgoing and incoming parton momentum in the NLO $c + \bar{c} \rightarrow J/\psi + g + g(q + \bar{q})$ and $c + \bar{c} + q(\bar{q}, g) \rightarrow J/\psi + q(\bar{q}, g)$ reactions, respectively.

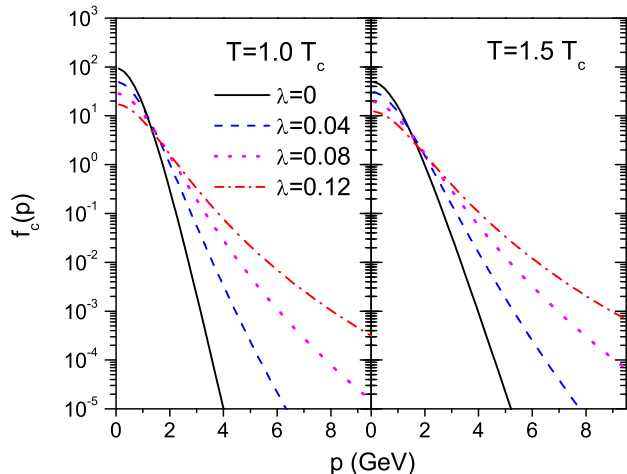


FIG. 1: (Color online) Charm quark distribution for different values of λ in the Tsallis distribution.

For the charm and anticharm quark distributions, we use the modified Tsallis distribution function

$$f_{c,\bar{c}}(\mathbf{p}) = (2\pi)^3 \frac{dN_c}{d^3\mathbf{r}d^3\mathbf{p}} = A(\lambda) \left(1 + \lambda \frac{E_{\mathbf{p}}}{T}\right)^{-1/\lambda}, \quad (9)$$

where $\lambda = q - 1$ with q being a parameter in the original Tsallis distribution function and A , which depends on λ , is given by

$$A(\lambda) = \frac{2\pi^2 n_c}{\int d\mathbf{p}_1 \mathbf{p}_1^2 (1 + \lambda E_{\mathbf{p}_1}/T)^{-1/\lambda}} \quad (10)$$

to ensure that the integration of $f_c(\mathbf{p})$ over the charm quark momentum gives the charm quark density n_c . In Fig. 1, we show the charm quark distribution for different values of λ . It is seen that as λ approaches 0, f_c becomes the Boltzmann distribution. Details on the phase-space integrations in Eqs.(6), (7), and (8) with the Tsallis distribution are given in Appendix A.

In Fig. 2, we show the production rate for charmonium of momentum \mathbf{q} in QGP at temperature $T = 1.0$ (left panel) and $1.5 T_c$ (right panel), where T_c is taken to be 170 MeV, from charm and anticharm quarks that have a Tsallis distribution with various values of $\lambda = 0, 0.04, 0.08, \text{ and } 0.12$. These results are obtained with the density of charm quarks in the QGP taken to be $0.008/\text{fm}^3$ (1 GeV^3). It is seen that the momentum dependence of

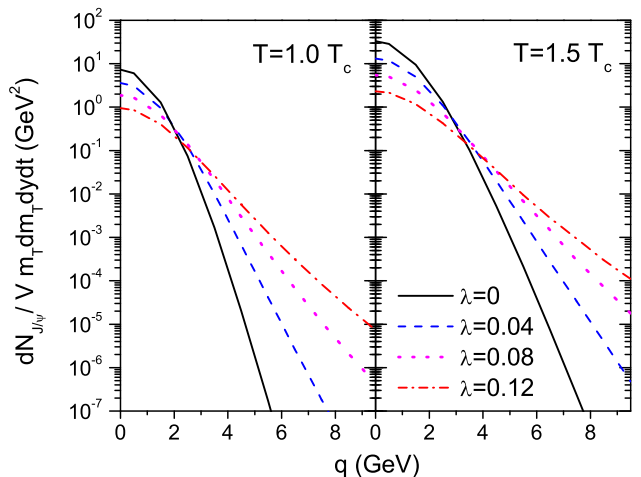


FIG. 2: (Color online) Production rate for charmonium of momentum \mathbf{q} in QGP at temperatures $T = 1.0$ (left panel) and $1.5 T_c$ (right panel) from charm and anticharm quarks that have a Tsallis distribution with various values of λ .

the J/ψ production rate becomes harder as λ increases. This is reasonable because a larger λ indicates a harder charm quark momentum spectrum. Also, the J/ψ production rate is larger at $1.5 T_c$ than at $1.0 T_c$, consistent with the larger J/ψ thermal decay width at higher temperature.

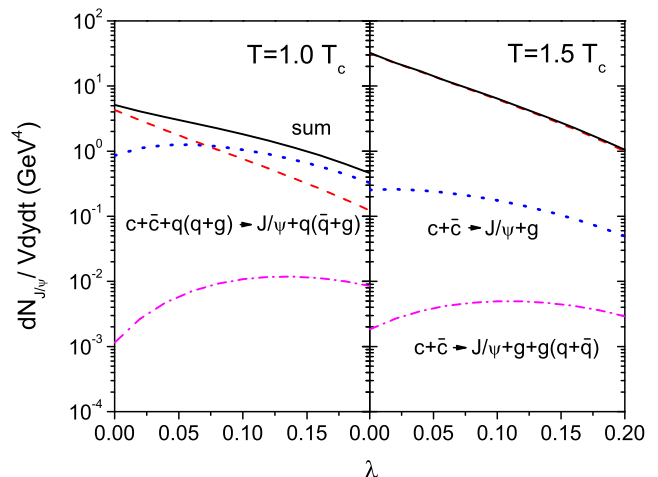


FIG. 3: (Color online) Production rate of J/ψ per unit rapidity as a function of λ at $T = 1.0$ and $1.5 T_c$. Dotted, dashed, and dot-dashed lines are from the reactions $c + \bar{c} \rightarrow J/\psi + g$, $c + \bar{c} + q(\bar{q}, g) \rightarrow J/\psi + q(\bar{q}, g)$, and $c + \bar{c} \rightarrow J/\psi + g + g(q + \bar{q})$, respectively, and solid lines are their sum.

Figure 3 shows the dependence of the momentum integrated J/ψ production rate per unit rapidity on the parameter λ for the three reactions $c + \bar{c} \rightarrow J/\psi + g$ (dotted line), $c + \bar{c} + q(\bar{q}, g) \rightarrow J/\psi + q(\bar{q}, g)$ (dashed line), and

$c + \bar{c} \rightarrow J/\psi + g + g(q + \bar{q})$ (dot-dashed line). The most dominant process is $c + \bar{c} + q(\bar{q}, g) \rightarrow J/\psi + q(\bar{q}, g)$, especially at high temperature. The reason for this is that the common factor $|\partial\psi(\mathbf{p})/\partial\mathbf{p}|^2$ in the squared transition amplitudes in Eq. (1)–(5) peaks at small relative momentum \mathbf{p} between charm and anticharm quarks and the value of \mathbf{p} is smaller in the reaction $c + \bar{c} + q(\bar{q}, g) \rightarrow J/\psi + q(\bar{q}, g)$ than in other reactions.

Figure 3 also shows that the J/ψ production rate from the three reactions behave differently as the value of λ increases. Since harder charm and anticharm quark spectra are less favorable to J/ψ production as a result of the large relative momentum between charm and anticharm quarks, the production rate of J/ψ from the reaction $c + \bar{c} + q(\bar{q}, g) \rightarrow J/\psi + q(\bar{q}, g)$ decreases as λ increases, similar to that found in the coalescence model [19]. Although the transition amplitudes in all processes favor soft charm and anticharm quark spectra, to produce additional partons in the final state as in the reactions $c + \bar{c} \rightarrow J/\psi + g$ and $c + \bar{c} \rightarrow J/\psi + g + g(q + \bar{q})$ requires that the initial charm and anticharm quarks to have high energy. As a result, the production rates of J/ψ from the reactions $c + \bar{c} \rightarrow J/\psi + g$ and $c + \bar{c} \rightarrow J/\psi + g + g(q + \bar{q})$ increase and then decrease with increasing λ , particularly from the latter reaction as it has two thermal partons in the final state. The total J/ψ production rate given by the sum of the production rates from the three reactions decreases, however, with increasing λ since it is dominated by the reaction $c + \bar{c} + q(\bar{q}, g) \rightarrow J/\psi + q(\bar{q}, g)$. Therefore, nonequilibrium charm and anticharm quark distributions suppress the J/ψ production rate in QGP compared to that from completely thermalized charm and anticharm quark distributions.

IV. APPLICATIONS TO HEAVY-ION COLLISIONS

To see the relevance of our results to J/ψ production in heavy ion collisions, we carry out a cascade calculation to study how the charm and anticharm quark distributions change with time in a QGP at a fixed temperature. Specifically, we take the initial charm and anticharm quark spectra at mid-rapidity ($|y| \leq 1$) from the PHYTIA simulations [23] for p+p collisions at $\sqrt{s} = 200$ GeV and 2.76 TeV, available at RHIC and LHC, respectively, and they are shown by solid and open circles in panel (a) of Fig. 4. Assuming that the charm and anticharm quark spectra are isotropic in momentum space, we then find that they can be very well described by the Tsallis distribution with $(T, \lambda) = (650$ MeV, 0.013) and (680 MeV, 0.033) as shown, respectively, by lines in panel (a) of Fig. 4. Taking the elastic scattering cross sections of charm and anticharm quarks with light quarks and antiquarks to be 1 mb and those with gluons to be 2 mb, we examine the change of their momentum distributions with time. The results for the two initial charm and anticharm quark spectra corresponding to $\sqrt{s} = 200$ GeV

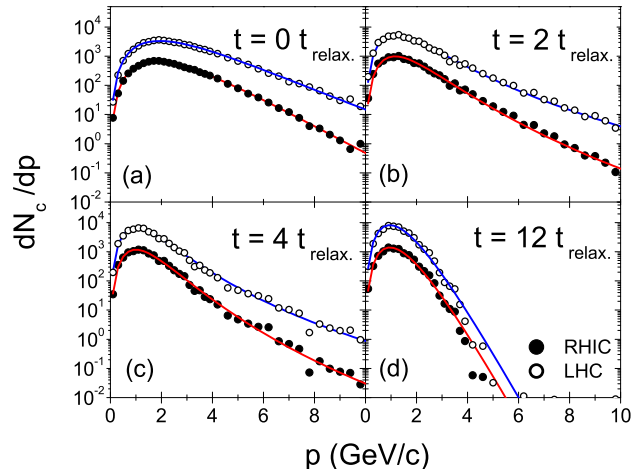


FIG. 4: (Color online) Charm quark momentum distribution in arbitrary units for RHIC (solid circles) and for LHC (open circles) in QGP of $T = 1.5 T_c$ at 0, 2, 4, and 12 times the charm quark relaxation time t_{rel} . Lines are fitted Tsallis distributions with $(T, \lambda) = (650$ MeV, 0.013), (200 MeV, 0.08), (130 MeV, 0.0815), and (255 MeV, 0.0) for RHIC and $(T, \lambda) = (680$ MeV, 0.033), (150 MeV, 0.109), (80 MeV, 0.107), and (255 MeV, 0.0) for LHC at increasing time.

and 2.76 TeV in a QGP of temperature $T = 1.5 T_c$ are shown by solid and open circles in panels (b)–(d) of Fig. 4 for different times of 2, 4, and 12 t_{rel} . Here t_{rel} denotes the charm (anticharm) quark relaxation time and is defined by

$$t_{\text{rel}}^{-1} = \left\langle \sum_{i=q,\bar{q},g} \int \frac{d^3p}{(2\pi)^3} n_i(p, T) v_{\text{rel}} \sigma_i \right\rangle, \quad (11)$$

where n_i is the density of parton species i including its degeneracy factor in grand canonical ensemble, v_{rel} is the relative velocity between the charm (anticharm) quark and parton, σ_i is the elastic cross section of charm (anticharm) quark by the parton, and $\langle \dots \rangle$ denotes an average over the charm quark momentum distribution. The relaxation time is thus the time during which every charm (anticharm) quark has undergone an average of one collision. We find from the parton cascade simulation that the relaxation time of charm quarks in a QGP of temperature $1.5 T_c$ depends only weakly on their momentum distribution and has an approximate value of about 1.5 fm/c. In Fig. 4, we also show by lines the fitted charm (anticharm) quark momentum distributions using the Tsallis distribution with the parameters $(T, \lambda) = (200$ MeV, 0.08), (130 MeV, 0.0815), and (255 MeV, 0.0) for the case of RHIC and $(T, \lambda) = (150$ MeV, 0.109), (80 MeV, 0.107), and (255 MeV, 0.0) for the case of LHC at different times of 2, 4, and 12 t_{rel} . It is seen that the Tsallis distribution again describes very well the charm (anticharm) quark distribution from the cascade simulation. We note that the results shown in Fig. 4 with the time measured in

unit of the relaxation time hardly depends on the value of elastic cross sections of charm and anticharm quarks.

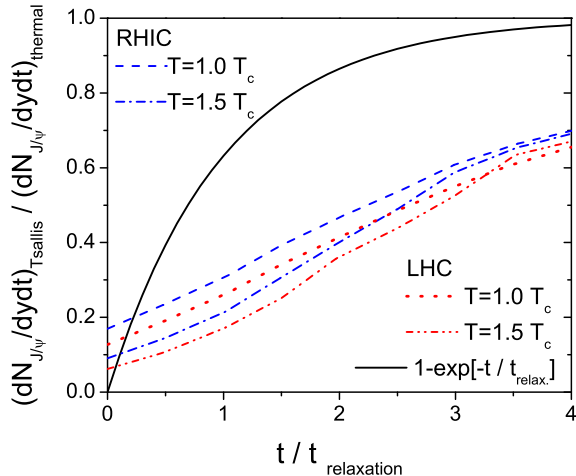


FIG. 5: (Color online) Time dependence of the ratio of the J/ψ production rate from nonequilibrium charm and anticharm quarks to that from completely thermalized charm and anticharm quarks in QGP at $T = 1.0$ and $1.5 T_c$. The solid line is the result based on the relaxation factor correction.

Using the J/ψ production rate given in Fig. 3 and the charm and anticharm quark distribution given in Fig. 4, we can calculate the J/ψ production rate and obtain its ratio with respect to the rate from completely thermalized charm and anticharm quarks. This is shown in Fig. 5 as a function of time for a QGP of temperature $T = 1.0$ and $1.5 T_c$ in collisions at RHIC and LHC. These results show that the suppression of J/ψ production due to the nonequilibrium charm and anticharm quark distributions is stronger at higher-energy collisions and at higher temperature. This is due to the fact that the more energetic charm and anticharm quarks produced in higher energy collisions make it harder to produce the charmonium, and that the smaller charmonium binding energy at higher temperature further suppresses its production. Although the suppression starts at different values in different cases, their time dependences all seem to be similar. Since the temperature of QGP formed in relativistic heavy ion collisions decreases with time, the suppression of J/ψ production due to nonequilibrium charm anticharm quarks would decrease with time as well. For comparison, we also show in Fig. 5 by the solid line the results from using the relaxation factor $R \equiv 1 - \exp[-\tau/\tau_{rel}]$ that has been used in the literature to take into account the effect of nonequilibrium charm and anticharm quark distributions [11, 12, 14]. It is seen that the suppression of the J/ψ production rate based on the nonequilibrium Tsallis distribution is much stronger than that from the relaxation factor correction, unless the relaxation time of charm quarks is very short. Assuming the lifetime of QGP is given by the relaxation time

of charm quarks, the J/ψ production rates in heavy ion collisions at RHIC and LHC are then suppressed, respectively, by 20-30 % and 15-25 % compared to those from completely thermalized charm and anticharm quarks.

V. CONCLUSIONS

Using the transition amplitudes for J/ψ production from charm and anticharm quarks calculated up to NLO in pQCD and including the medium effect on the J/ψ wavefunctions and binding energies from a screened Cornell potential between the charm and anticharm quarks in QGP, we have studied charmonium production in QGP from nonequilibrium charm and anticharm quarks that are described by the Tallis distribution. We have found that nonequilibrium charm and anticharm quarks suppress the production rate of J/ψ in QGP, compared to the rate from completely thermalized charm and anticharm quarks. We have further used the calculated J/ψ production rate in QGP to study J/ψ production in heavy-ion collisions at RHIC and LHC by using the PHYTIA simulation to obtain the initial charm and anticharm quark distributions and then follow their elastic scattering with light quarks and antiquarks as well as gluons in QGP via the cascade simulation. With the resulting charm and anticharm quark distribution parameterized by the Tsallis distribution, we have found that the suppression in the J/ψ production rate is stronger in higher energy collisions and at higher temperatures, although their time dependence is similar in all cases. We have also compared our results to those in the literature obtained with the relaxation factor correction using the charm quark relaxation time and found that the latter significantly underestimates the suppressed charmonium production rate from nonequilibrium charm and anticharm quark distributions. Our study thus indicates that a more microscopic treatment of J/ψ production that takes into account the nonequilibrium distributions of charm and anticharm quarks in QGP is required for a quantitative understanding of the experimental data.

Acknowledgements

This work was supported in part by the U.S. National Science Foundation under Grant Nos. PHY-0758115 and PHY-1068572, the US Department of Energy under Contract No. DE-FG02-10ER41682, and the Welch Foundation under Grant No. A-1358.

Appendix A

In this Appendix, we give details on the evaluation of the J/ψ production rates in QGP from the reactions $c + \bar{c} \rightarrow J/\psi + g$, $c + \bar{c} \rightarrow J/\psi + g + g(q + \bar{q})$, and $c + \bar{c} \rightarrow$

$q(\bar{q}, g) \rightarrow J/\psi + q(\bar{q}, g)$, based on the Tsallis distribution for the charm and anticharm quark distributions.

1. $c + \bar{c} \rightarrow J/\psi + g$

Substituting Eq. (9) into Eq. (6) and using $d^3\mathbf{q} = E_{\mathbf{q}} m_T dm_T dy$ in terms of the J/ψ transverse mass m_T and rapidity y , we obtain

$$\begin{aligned} \frac{dN_{J/\psi}^{\text{LO}}}{m_T dm_T dy dt} &= \frac{A^2(\lambda)V}{8\pi^2} \int \frac{d^3\mathbf{p}_1}{(2\pi)^3 2E_{\mathbf{p}_1}} \int \frac{d^3\mathbf{p}_2}{(2\pi)^3 2E_{\mathbf{p}_2}} \\ &\times \int \frac{d^3\mathbf{k}}{(2\pi)^3 2E_{\mathbf{k}}} \left(1 + \lambda \frac{E_{\mathbf{p}_1}}{T}\right)^{-1/\lambda} \left(1 + \lambda \frac{E_{\mathbf{p}_2}}{T}\right)^{-1/\lambda} \\ &\times (2\pi)^4 \delta^4(p_1 + p_2 - q - k) |\mathcal{M}|_{\text{LO}}^2, \end{aligned} \quad (\text{A1})$$

where V is the volume of the system. To evaluate above integrals, we first express the Tsallis distribution function in covariant form by replacing $E_{\mathbf{p}}$ with $p \cdot u$, where $u^\mu = \gamma(1, \vec{\beta})$ with β being the boost velocity and $\gamma = (1 - \beta^2)^{-1/2}$. Transforming to the center of mass frame of charm and anticharm quarks via $\mathbf{P} = \mathbf{p}_1 + \mathbf{p}_2$ and $\mathbf{p} = (\mathbf{p}_1 - \mathbf{p}_2)/2$, which leads to $\beta = \mathbf{P}/E$ and $\gamma = E/\sqrt{s}$, with $E = E_{\mathbf{p}_1} + E_{\mathbf{p}_2}$ and $s = (q + k)^2 = (p_1 + p_2)^2 = E^2 - \mathbf{P}^2$, we then have

$$\begin{aligned} \frac{dN_{J/\psi}^{\text{LO}}}{m_T dm_T dy dt} &= \frac{A^2(\lambda)V}{8\pi^2} \int \frac{d^3\mathbf{k}}{(2\pi)^3 2E_{\mathbf{k}}} \int \frac{d^3\mathbf{p}}{(2\pi)^2 s} \\ &\times \left[\left(1 + \frac{\lambda\gamma\sqrt{s}}{2T}\right)^2 - \left(\frac{\lambda\gamma\vec{\beta} \cdot \mathbf{p}}{T}\right)^2 \right]^{-1/\lambda} \\ &\times \delta(\sqrt{s} - E_{\mathbf{q}} - E_{\mathbf{k}}) |\mathcal{M}|_{\text{LO}}^2 \\ &= \frac{A^2(\lambda)V}{16(2\pi)^3} \int \frac{d^3\mathbf{k}}{(2\pi)^3 2E_{\mathbf{k}}} \sqrt{1 - \frac{4m_c^2}{s}} |\mathcal{M}|_{\text{LO}}^2 \int_{-1}^1 d\cos\theta \\ &\times \left[\left(1 + \frac{\lambda\gamma\sqrt{s}}{2T}\right)^2 - \left(1 - \frac{4m_c^2}{s}\right) \left(\frac{\lambda\mathbf{P}}{2T}\right)^2 \cos^2\theta \right]^{-1/\lambda} \end{aligned} \quad (\text{A2})$$

where θ is the angle between \mathbf{p} and $\vec{\beta}$.

Choosing the momentum \mathbf{q} of produced J/ψ to be the z -axis, i.e., $q^\mu = (E_{\mathbf{q}}, 0, 0, q)$, and denoting $k^\nu = (E_{\mathbf{k}}, 0, k \sin\phi, k \cos\phi)$, we then have

$$\begin{aligned} \frac{dN_{J/\psi}^{\text{LO}}}{m_T dm_T dy dt} &= \frac{A^2(\lambda)V}{32(2\pi)^5} \int_0^\infty \frac{dk k^2}{E_{\mathbf{k}}} \int_{-1}^1 d\cos\phi \\ &\times \sqrt{1 - \frac{4m_c^2}{s}} |\mathcal{M}|_{\text{LO}}^2 \int_{-1}^1 d\cos\theta \\ &\times \left[\left(1 + \frac{\lambda\gamma\sqrt{s}}{2T}\right)^2 - \left(1 - \frac{4m_c^2}{s}\right) \left(\frac{\lambda\mathbf{P}}{2T}\right)^2 \cos^2\theta \right]^{-1/\lambda}, \end{aligned} \quad (\text{A3})$$

where $\mathbf{P}^2 = \mathbf{q}^2 + \mathbf{k}^2 + 2qk \cos\phi$. We note that the squared transition amplitude, Eq. (1), is a function of k_0 , which is the energy of thermal gluon in the J/ψ rest frame and can be expressed as $k_0 = (s - m_{J/\psi}^2 - m_q^2)/2m_{J/\psi}$.

2. $c + \bar{c} + q(\bar{q}, g) \rightarrow J/\psi + q(\bar{q}, g)$

As in the previous case, the production rate from this reaction can be expressed in the center of mass frame of charm and anticharm quarks, and it is given by

$$\begin{aligned} \frac{dN_{J/\psi}^{\text{NLO1}}}{m_T dm_T dy dt} &= \frac{A^2(\lambda)V}{16(2\pi)^3} \int \frac{d^3\mathbf{k}_1}{(2\pi)^3 2E_{\mathbf{k}_1}} \int \frac{d^3\mathbf{k}_2}{(2\pi)^3 2E_{\mathbf{k}_2}} \\ &\times \sqrt{1 - \frac{4m_c^2}{w}} |\mathcal{M}|_{\text{NLO1}}^2 f(\mathbf{k}_1) \int_{-1}^1 d\cos\theta \\ &\times \left[\left(1 + \frac{\lambda\gamma\sqrt{w}}{2T}\right)^2 - \left(1 - \frac{4m_c^2}{w}\right) \left(\frac{\lambda\mathbf{P}}{2T}\right)^2 \cos^2\theta \right]^{-1/\lambda} \end{aligned} \quad (\text{A4})$$

where \mathbf{k}_1 and \mathbf{k}_2 are, respectively, the three momenta of incoming and outgoing partons; $\mathbf{P} = \mathbf{p}_1 + \mathbf{p}_2$ and $w = (p_1 + p_2)^2$; and $f(\mathbf{k}_1)$ is the Fermi-Dirac distribution in the quark-induced reaction and the Bose-Einstein distribution in the gluon-induced reaction. Furthermore, $f(\mathbf{k}_1)$ should be multiplied by the flavor number in the case of quark-induced reaction.

Choosing the z -axis along the J/ψ momentum and using

$$\begin{aligned} k_1^\nu &= (E_{\mathbf{k}_1}, 0, k_1 \sin\phi, k_1 \cos\phi), \\ k_2^\lambda &= (E_{\mathbf{k}_2}, k_2 \sin\theta_1 \cos\theta_2, k_2 \sin\theta_1 \sin\theta_2, k_2 \cos\theta_1), \\ P^\sigma &= (E_{\mathbf{q}} + E_{\mathbf{k}_1} - E_{\mathbf{k}_2}, -k_2 \sin\theta_1 \cos\theta_2, \\ &k_1 \sin\phi - k_2 \sin\theta_1 \sin\theta_2, k_1 \cos\phi - k_2 \cos\theta_1), \end{aligned} \quad (\text{A5})$$

where $P = p_1 + p_2$, the production rate becomes

$$\begin{aligned} \frac{dN_{J/\psi}^{\text{NLO1}}}{m_T dm_T dy dt} &= \frac{A^2(\lambda)V}{64(2\pi)^8} \int_a^\infty \frac{dk_1 k_1^2}{E_{\mathbf{k}_1}} \int_{-1}^b d\cos\phi \\ &\times \int \frac{dk_2 k_2^2}{E_{\mathbf{k}_2}} \int d\cos\theta_1 \int d\theta_2 \\ &\times \sqrt{1 - \frac{4m_c^2}{w}} |\mathcal{M}|_{\text{NLO1}}^2 \int_{-1}^1 d\cos\theta \\ &\times \left[\left(1 + \frac{\lambda\gamma\sqrt{w}}{2T}\right)^2 - \left(1 - \frac{4m_c^2}{w}\right) \left(\frac{\lambda\mathbf{P}}{2T}\right)^2 \cos^2\theta \right]^{-1/\lambda} \end{aligned} \quad (\text{A6})$$

where

$$\begin{aligned} \mathbf{P}^2 &= \mathbf{q}^2 + \mathbf{k}_1^2 + \mathbf{k}_2^2 + 2q(k_1 \cos\phi - k_2 \cos\theta_1) \\ &\quad - 2k_1 k_2 (\cos\phi \cos\theta_1 + \sin\phi \sin\theta_1 \sin\theta_2), \\ w &= (E_{\mathbf{q}} + E_{\mathbf{k}_1} - E_{\mathbf{k}_2})^2 - \mathbf{P}^2, \\ s &= m_{J/\psi}^2 + m_{q(\bar{q},g)}^2 + 2E_{\mathbf{q}} E_{\mathbf{k}_1} - 2qk_1 \cos\phi. \end{aligned} \quad (\text{A7})$$

Because the incoming energy is always larger than the invariant mass of final state, i.e., $s \geq (2m_c + m_{q(\bar{q},g)})^2$, k_1 and $\cos\phi$ have the following integration limits

$$\begin{aligned} a &= \frac{-C + \sqrt{C^2 - 4BD}}{2B}, \\ b &= \frac{m_{J/\psi}^2 - 4m_c^2 + 4m_c m_{q(\bar{q},g)} + 2E_{\mathbf{q}} E_{\mathbf{k}_1}}{2qk_1}, \end{aligned} \quad (\text{A8})$$

with

$$\begin{aligned} B &= 4m_{J/\psi}^2, \\ C &= 4q(4m_c^2 - m_{J/\psi}^2 + 4m_c m_{q(\bar{q},g)}), \\ D &= 4E_{\mathbf{q}} m_{q(\bar{q},g)}^2 - (4m_c^2 - m_{J/\psi}^2 + 4m_c m_{q(\bar{q},g)})^2. \end{aligned}$$

For the integration ranges of k_2 , $\cos \theta_1$, and θ_2 , they are such that $w \geq 4m_c^2$.

The squared transition amplitude for this reaction, i.e., Eq. (2) or (3), is a function of the energies k_{10} and k_{20} of incoming and outgoing partons given by

$$k_{10} = \frac{s - m_{J/\psi}^2 - m_g^2}{2m_{J/\psi}}, \quad k_{20} = \frac{m_{J/\psi}^2 + m_g^2 - v}{2m_{J/\psi}}, \quad (\text{A9})$$

with

$$\begin{aligned} v &= (q - k_2)^2 \\ &= m_{J/\psi}^2 + m_{q(\bar{q},g)}^2 - 2E_{\mathbf{q}} E_{\mathbf{k}_2} + 2qk_2 \cos \theta_1, \end{aligned} \quad (\text{A10})$$

and of

$$\begin{aligned} k_1 \cdot k_2 &= E_{\mathbf{k}_1} E_{\mathbf{k}_2} \\ &\quad - k_1 k_2 (\cos \phi \cos \theta_1 + \sin \phi \sin \theta_1 \sin \theta_2). \end{aligned} \quad (\text{A11})$$

3. $c + \bar{c} \rightarrow J/\psi + g + g(q + \bar{q})$

The production rate for this reaction is similar to the one for the reaction $c + \bar{c} \rightarrow J/\psi + g$, i.e.,

$$\begin{aligned} \frac{dN_{J/\psi}^{\text{NLO2}}}{m_T dm_T dy dt} &= \frac{A^2(\lambda)V}{16(2\pi)^3} \int \frac{d^3 \mathbf{k}_1}{(2\pi)^3 2E_{\mathbf{k}_1}} \int \frac{d^3 \mathbf{k}_2}{(2\pi)^3 2E_{\mathbf{k}_2}} \\ &\quad \times \sqrt{1 - \frac{4m_c^2}{s}} |\mathcal{M}|_{\text{NLO2}}^2 \int_{-1}^1 d \cos \theta \\ &\quad \times \left[\left(1 + \frac{\lambda \gamma \sqrt{s}}{2T}\right)^2 - \left(1 - \frac{4m_c^2}{s}\right) \left(\frac{\lambda \mathbf{P}}{2T}\right)^2 \cos^2 \theta \right]^{-1/\lambda} \end{aligned} \quad (\text{A12})$$

where k_1 and k_2 are momenta of two outgoing thermal partons.

Again, choosing the z -axis along the J/ψ momentum and using

$$\begin{aligned} k_1^\nu &= (E_{\mathbf{k}_1}, 0, \mathbf{k}_1 \sin \phi, \mathbf{k}_1 \cos \phi), \\ k_2^\lambda &= (E_{\mathbf{k}_2}, \mathbf{k}_2 \sin \theta_1 \cos \theta_2, \mathbf{k}_2 \sin \theta_1 \sin \theta_2, \mathbf{k}_2 \cos \theta_1), \end{aligned} \quad (\text{A13})$$

the J/ψ production rate is then

$$\begin{aligned} \frac{dN_{J/\psi}^{\text{NLO2}}}{m_T dm_T dy dt} &= \frac{A^2(\lambda)V}{64(2\pi)^8} \int_0^\infty \frac{d\mathbf{k}_1 \mathbf{k}_1^2}{E_{\mathbf{k}_1}} \int_{-1}^1 d \cos \phi \\ &\quad \times \int_0^\infty \frac{d\mathbf{k}_2 \mathbf{k}_2^2}{E_{\mathbf{k}_2}} \int_{-1}^1 d \cos \theta_1 \int_0^{2\pi} d\theta_2 \\ &\quad \times \sqrt{1 - \frac{4m_c^2}{s}} |\mathcal{M}|_{\text{NLO2}}^2 \int_{-1}^1 d \cos \theta \\ &\quad \times \left[\left(1 + \frac{\lambda \gamma \sqrt{s}}{2T}\right)^2 - \left(1 - \frac{4m_c^2}{s}\right) \left(\frac{\lambda \mathbf{P}}{2T}\right)^2 \cos^2 \theta \right]^{-1/\lambda} \end{aligned} \quad (\text{A14})$$

where

$$\begin{aligned} \mathbf{P}^2 &= \mathbf{q}^2 + \mathbf{k}_1^2 + \mathbf{k}_2^2 + 2q(k_1 \cos \phi + k_2 \cos \theta_1) \\ &\quad + 2k_1 k_2 (\cos \phi \cos \theta_1 + \sin \phi \sin \theta_1 \sin \theta_2), \\ s &= (E_{\mathbf{q}} + E_{\mathbf{k}_1} + E_{\mathbf{k}_2})^2 - \mathbf{P}^2. \end{aligned}$$

The squared transition amplitude, i.e., Eq. (4) or (5), is a function of the energies k_{10} and k_{20} of thermal partons in the J/ψ rest frame,

$$k_{10} = \frac{s_1 - m_{J/\psi}^2 - m_g^2}{2m_{J/\psi}}, \quad k_{20} = \frac{s_2 - m_{J/\psi}^2 - m_g^2}{2m_{J/\psi}} \quad (\text{A15})$$

where

$$\begin{aligned} s_1 &= (q + k_1)^2 \\ &= (E_{\mathbf{q}} + E_{\mathbf{k}_1})^2 - \mathbf{q}^2 - \mathbf{k}_1^2 - 2qk_1 \cos \phi, \\ s_2 &= (q + k_2)^2 \\ &= (E_{\mathbf{q}} + E_{\mathbf{k}_2})^2 - \mathbf{q}^2 - \mathbf{k}_2^2 - 2qk_2 \cos \theta_1, \end{aligned}$$

and of

$$k_1 \cdot k_2 = \frac{s - s_1 - s_2 + m_{J/\psi}^2}{2}. \quad (\text{A16})$$

[1] T. Matsui and H. Satz, Phys. Lett. B **178**, 416 (1986).
[2] B. Alessandro *et al.* [NA50 Collaboration], Eur. Phys. J. C **39**, 335 (2005).
[3] A. Adare *et al.* [PHENIX Collaboration], Phys. Rev. Lett. **98**, 232301 (2007).

[4] G. Aad *et al.* [Atlas Collaboration], Phys. Lett. B **697**, 294 (2011).
[5] C. Silvestre, J. Phys. G G **38**, 124033 (2011).
[6] G. Martinez Garcia [ALICE Collaboration], J. Phys. G G **38**, 124034 (2011).

- [7] R. Vogt, Phys. Rept. **310**, 197-260 (1999).
- [8] B. Zhang, C. M. Ko, B. A. Li, Z. W. Lin and B. H. Sa, Phys. Rev. C **62**, 054905 (2000).
- [9] B. Zhang, C. M. Ko, B. A. Li, Z. W. Lin and S. Pal, Phys. Rev. C **65**, 054909 (2002).
- [10] L. Yan, P. Zhuang, N. Xu, Phys. Rev. Lett. **97**, 232301 (2006).
- [11] X. Zhao and R. Rapp, Phys. Lett. B **664**, 253 (2008).
- [12] T. Song, W. Park and S. H. Lee, Phys. Rev. C **81**, 034914 (2010).
- [13] X. Zhao, R. Rapp, Nucl. Phys. **A859**, 114-125 (2011).
- [14] T. Song, K. C. Han and C. M. Ko, Phys. Rev. C **84**, 034907 (2011) [Phys. Rev. C **84**, 039902 (2011)].
- [15] T. Song, C. M. Ko, S. H. Lee and J. Xu, Phys. Rev. C **83**, 014914 (2011).
- [16] A. Andronic, P. Braun-Munzinger, K. Redlich and J. Stachel, Nucl. Phys. A **789**, 334 (2007).
- [17] A. Adare *et al.* [PHENIX Collaboration], Phys. Rev. Lett. **98**, 232002 (2007).
- [18] A. Adare *et al.* [PHENIX Collaboration], Phys. Rev. C **84**, 044905 (2011).
- [19] V. Greco, C. M. Ko, R. Rapp, Phys. Lett. **B595**, 202-208 (2004).
- [20] T. Song, W. Park and S. H. Lee, Phys. Rev. C **84**, 054903 (2011).
- [21] C. Tsallis, J. Statist. Phys. **52**, 479-487 (1988).
- [22] Z. Tang, Y. Xu, L. Ruan, G. van Buren, F. Wang, Z. Xu, Phys. Rev. **C79**, 051901 (2009).
- [23] T. Sjostrand, S. Mrenna and P. Z. Skands, JHEP **0605**, 026 (2006).
- [24] T. Song and S. H. Lee, Phys. Rev. D **72**, 034002 (2005).
- [25] Y. Park, K. -I. Kim, T. Song, S. H. Lee, C. -Y. Wong, Phys. Rev. **C76**, 044907 (2007).
- [26] M. Asakawa and T. Hatsuda, Phys. Rev. Lett. **92**, 012001 (2004).
- [27] S. Datta, F. Karsch, P. Petreczky and I. Wetzorke, Phys. Rev. D **69**, 094507 (2004).
- [28] A. Mocsy, P. Petreczky, Phys. Rev. **D77**, 014501 (2008).
- [29] T. Song, K. C. Han and C. M. Ko, arXiv:1109.6691 [nucl-th].
- [30] P. Levai and U. W. Heinz, Phys. Rev. C **57**, 1879 (1998).
- [31] F. Karsch, M. T. Mehr and H. Satz, Z. Phys. C **37**, 617 (1988).
- [32] M. E. Peskin, Nucl. Phys. B **156**, 365 (1979).
- [33] G. Bhanot and M. E. Peskin, Nucl. Phys. B **156**, 391 (1979).