



CHORUS

This is the accepted manuscript made available via CHORUS. The article has been published as:

Single-pion contribution to the Gerasimov-Drell-Hearn sum rule and related integrals

Igor Strakovsky, Simon Širca, William J. Briscoe, Alexandre Deur, Axel Schmidt, and Ron L. Workman

Phys. Rev. C **105**, 045202 — Published 13 April 2022

DOI: [10.1103/PhysRevC.105.045202](https://doi.org/10.1103/PhysRevC.105.045202)

Single-pion contribution to the Gerasimov–Drell–Hearn sum rule and related integrals

Igor Strakovsky,^{1,*} Simon Širca,² William J. Briscoe,¹ Alexandre Deur,³ Axel Schmidt,¹ and Ron L. Workman¹

¹*Institute for Nuclear Studies, Department of Physics,
The George Washington University, Washington, DC 20052, USA*

²*Faculty of Mathematics and Physics, University of Ljubljana, 1000 Ljubljana, Slovenia*

³*Thomas Jefferson National Accelerator Facility, Newport News, Virginia 23606, USA*

(Dated: March 25, 2022)

Phenomenological amplitudes obtained in partial-wave analyses (PWA) of single-pion photoproduction are used to evaluate the contribution of this process to the Gerasimov–Drell–Hearn (GDH), Baldin and Gell-Mann–Goldberger–Thirring (GGT) sum rules, by integrating up to 2 GeV in photon energy. Our study confirms that the single-pion contribution to all these sum rules converges even before the highest considered photon energy, but the levels of saturation are very different in the three cases. Single-pion production almost saturates the GDH sum rule for the proton, while a large fraction is missing in the neutron case. The Baldin integrals for the proton and the neutron are both saturated to about four fifths of the predicted total strength. For the GGT sum rule, the wide variability in predictions precludes any definitive statement.

I. INTRODUCTION

The study of polarized lepton scattering off polarized nucleons provides information on the spin composition of the nucleon. In the real-photon limit of the lepton-nucleon interaction, the process can be characterized either in terms of static nucleon quantities or in terms of integrals of cross-sections with various weights, resulting in specific “sum rules”. The relevant quantities of interest are $\sigma_{3/2}$ and $\sigma_{1/2}$, the photon-nucleon total absorption cross-sections for circularly polarized photons on longitudinally polarized nucleons, with total helicity 3/2 and 1/2, respectively, from which either a difference, $\Delta\sigma = \sigma_{3/2} - \sigma_{1/2}$, or sum, $\sigma_{\text{tot}} = \sigma_{3/2} + \sigma_{1/2}$, can be constructed. In this paper, we discuss three sum rules in which $\Delta\sigma$ and σ_{tot} are the crucial quantities entering the integrals with different weights. Comprehensive reviews of the status of the Gerasimov–Drell–Hearn (GDH) sum rule, the first to be discussed in this paper, and related integrals are given in Refs. [1–3].

II. SUM RULES INVOLVING $\Delta\sigma$ AND σ_{tot}

The GDH sum rule, formulated in the 1960s [4, 5], rests upon fundamental physics principles (Lorentz invariance, gauge invariance, crossing symmetry, rotational invariance, causality, and unitarity) and unsubtracted dispersion relations applied to the forward Compton amplitude (see also Ref. [6] for an earlier related work). Because of its fundamental character, the GDH sum rule requires experimental verification which has been awaiting technical developments that have only recently been attained.

The GDH integral relates the proton (neutron) anomalous magnetic moments $\kappa_p = (\mu_p - \mu_N)/\mu_N \approx 1.793$ where μ_N is the nuclear magneton ($\kappa_n = \mu_n/\mu_N \approx$

-1.913) to the integral of $\Delta\sigma$ weighted by the photon energy in the laboratory frame, E_γ :

$$I_{\text{GDH}} = \int_{E_\gamma^{\text{thr}}}^{\infty} \frac{\Delta\sigma}{E_\gamma} dE_\gamma = \frac{2\pi^2\alpha}{M^2} \kappa^2. \quad (1)$$

Here E_γ^{thr} is the photon energy corresponding to the pion photoproduction threshold, $\alpha = e_0^2/4\pi$ is the fine-structure constant, and M is the nucleon mass.

For the proton and neutron, all static quantities appearing in Eq. (1) are known very precisely. For instance, the most recent value of the proton magnetic moment $\mu_p = 2.792847350(7)(6) \mu_N$ was obtained by the BASE Collaboration and outperforms previous Penning trap measurements in terms of precision by a factor of about 760 [7]. A similarly precise value for the neutron, $\mu_n = -1.91304272(45) \mu_N$, was obtained by the ISOLDE Collaboration [8] by measuring the magnetic moment of ^{11}Be and detecting nuclear magnetic resonance signals in a beryllium crystal lattice. Consequently, the uncertainties on the nominal value of the GDH integral are also very small: one expects $204.784482(35) \mu\text{b}$ and $232.25159(13) \mu\text{b}$ for the proton and the neutron, respectively, by using the most recent evaluations of the fine-structure constant, measurements of the proton and neutron masses, and their magnetic moments [9], with their uncertainties added quadratically. In contrast, constraints of I_{GDH} from photoproduction data are far less stringent.

The Baldin sum rule [10, 11] relates the sum of the electric, α , and magnetic, β , polarizabilities of the nucleon to the total photoabsorption cross section σ_{tot} ,

$$I_{\text{Baldin}} = \frac{1}{4\pi^2} \int_{E_\gamma^{\text{thr}}}^{\infty} \frac{\sigma_{\text{tot}}}{E_\gamma^2} dE_\gamma = \alpha + \beta. \quad (2)$$

As pion photoproduction does not allow for a model-independent separation of electric and magnetic polarizabilities, we shall compare our results for the sum of $\alpha + \beta$, determined from Compton scattering. The PDG

* Corresponding author: igor@gwu.edu

average for $\alpha + \beta$ is $(14.2 \pm 0.5) \times 10^{-4} \text{ fm}^3$ for the proton and $(15.5 \pm 1.6) \times 10^{-4} \text{ fm}^3$ for the neutron.

The third sum rule, introduced by Gell-Mann–Goldberger–Thirring (GGT) [12, 13], again involves $\Delta\sigma$ in the integrand, and results in the forward spin polarizability γ_0 :

$$I_{\text{GGT}} = -\frac{1}{4\pi^2} \int_{E_{\text{thr}}}^{\infty} \frac{\Delta\sigma}{E_{\gamma}^3} dE_{\gamma} = \gamma_0. \quad (3)$$

The sum rules considered in this paper call for both $\Delta\sigma$ and σ_{tot} , and it is important to note that at energies far above the nucleon resonance region (not far beyond invariant masses of several GeV (see Fig. 1 (bottom)) the unpolarized total photoabsorption cross-section, σ_{tot} , appears to *rise indefinitely*; in Regge theory, this rise can be explained in terms of processes involving pomeron exchange (see below), but it results in a non-convergent integral of σ_{tot} , which puts into question the asymptotic behavior of $\Delta\sigma$ as well.

III. PREVIOUS EVALUATIONS

Early estimates of the GDH integral used phenomenological single-pion photoproduction amplitudes and crude estimates for two-pion production and for production of mesons other than pions. Particularly important are the two-pion production contributions, as they dominate the total photoabsorption cross section over much of the resonance region. To illustrate this point, the SAID [14] and MAID [15] single-pion contributions to the total photoabsorption cross section are plotted in Fig. 1 (top).

Some of the two-pion channels have been measured separately, and would appear to give a significant contribution to the GDH sum rule over much of the resonance region [18]. In addition, as mentioned above, σ_{tot} begins to increase at high energies (Fig. 1 (bottom)), and its energy dependence can be parameterized in Regge formalism as [17]

$$\sigma_{\text{tot}} = (67.7 s^{+0.0808} + 129 s^{-0.4545}) \mu\text{b}, \quad (4)$$

where $s = M(M + 2E_{\gamma})$, in units of GeV^2 for the above formula, which is applicable up to $\sqrt{s} \approx 250 \text{ GeV}$. The first term is associated with gluonic pomeron exchange, and the second term is associated with the isoscalar ω and isovector ρ trajectories.

A quite different behavior is observed if the measured helicity-dependent total cross section $\Delta\sigma$ is compared to its single-pion contribution over the resonance region. Direct experimental verification of the GDH sum rule are difficult because of the need to extend the measurements to sufficiently high E_{γ} in spite of the $1/E_{\gamma}$ weighting [19], and to reliably cover not only single- and double-pion photoproduction but all possible photon-induced processes. One should be aware that some photoabsorption

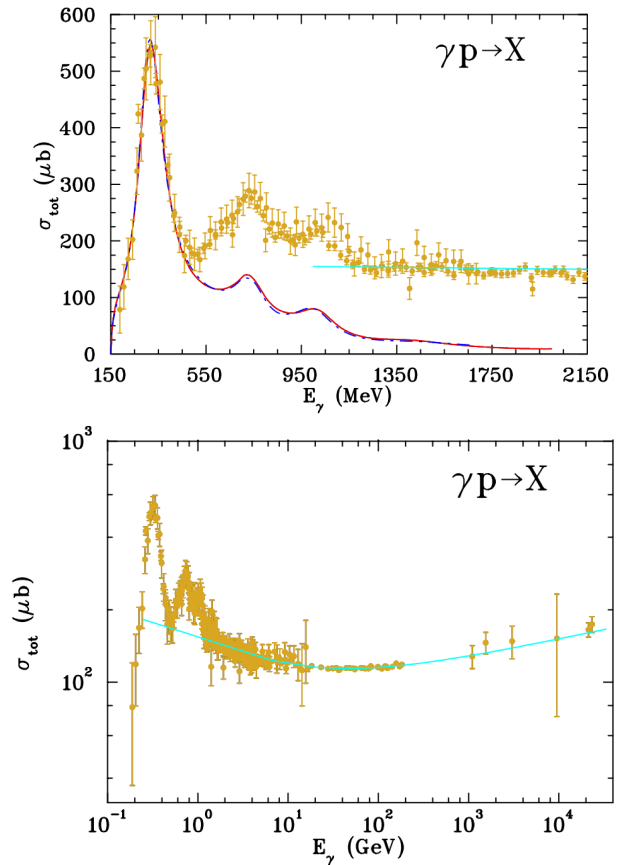


FIG. 1. Top panel: Single-pion photoproduction contributions to the total cross section for a proton target, obtained in the SAID MA19 ([14], red solid line) and MAID2007 ([15], blue dash-dotted) analyses. The amplitudes from SAID (MAID) have been integrated up to $E_{\gamma} = 2 \text{ GeV}$ (1.67 GeV). The proton total photoabsorption data are from Ref. [16]. The total uncertainty is the quadratic sum of the statistical and systematic uncertainties. Bottom panel: Total photoabsorption cross section off the proton target at high energies. The cyan solid curve shows the Regge best fit result [17] (see Eq. (4)).

determinations of the GDH and GGT integrals encompassed only a restricted energy range.

Some of the most recent determinations of the GDH sum rule are compiled in Table I including electroproduction data taken at very low photon virtuality, down to $Q^2 \approx 0.02 \text{ GeV}^2$ [26, 27]. The data were extrapolated to $Q^2 = 0$ using guidance from chiral effective field theory. While such an extrapolation increases the systematic uncertainty, it is mitigated by the fact that the electroproduction experiments access simpler processes (inclusive electron scattering that automatically sums all reaction channels), in contrast to photoproduction experiments in which each final state must be measured, with additional associated systematics. This results in electroproduction measurements of GDH being competitive in accuracy with respect to those involving photoproduc-

tion, as can be seen in Table I. Sum rule determinations, involving integrals weighted by higher powers of E_γ , are listed for the Baldin sum rule in Table II and the GGT sum rule in Table III. We extrapolated to $Q^2 = 0$ the latest JLab electroproduction data on γ_0^p [27] and γ_0^n (from ^3He [44] or deuteron [26] targets) using chiral effective field theory calculations [48]. The latter include state-of-the-art Δ -isobar corrections and agree better with the lowest Q^2 data on γ_0 from [26, 27, 44] than other state-of-the-art calculations [51]. For proton data, we extrapolated the weighted averaged of the three lowest- Q^2 data points ($\langle Q^2 \rangle = 0.0145 \text{ GeV}^2$). We did likewise for the deuteron data ($\langle Q^2 \rangle = 0.025 \text{ GeV}^2$) and extracted the neutron information from the proton and deuteron results at $Q^2 = 0$. For the neutron data obtained from ^3He [44] we used the lowest Q^2 point ($Q^2 = 0.035 \text{ GeV}^2$) for the extrapolation.

TABLE I. Compilation of GDH sum rule determinations for proton and neutron targets, in units of μb , in order of publication year (older to newer, post-2000 results only). The top part of the table gives experimental or phenomenological results, the middle part presents the Regge theoretical prediction, and the lower part presents results for the right hand side of the sum rule's definition (Eq. (1)), based on the anomalous magnetic moment. The CLAS EG4 data [26, 27] were taken at very low pion electroproduction Q^2 , down to $\approx 0.01 \text{ GeV}^2$, and were extrapolated using the guidance of chiral effective field theory to $Q^2 = 0$ as described in Refs. [26, 27].

Proton	Neutron	Lab/Ref
168	120	MAID [20]
176 ± 8		GDH/A2 [21]
$226 \pm 5 \pm 12$	$187 \pm 8 \pm 10$	GDH/A2 [22]
187	137	SAID [23]
$212 \pm 6 \pm 16$		Review [3]
$254 \pm 5 \pm 12$		GDH [24]
168.8	133.1	MAID [15]
204.5 ± 21.4		Phenom [25]
203 ± 11	235 ± 18	CLAS [26, 27]
211 ± 13		Regge [17]
204.784482(35)	232.25159(13)	PDG [9]

IV. EVALUATIONS IN THE SAID FRAMEWORK

In this study, we consider experimental input restricted to single-pion photoproduction. Although clearly incomplete, this contribution is expected to give a dominant contribution to the GDH, Baldin, and GGT sum rules. To evaluate this single-pion component (see Ref. [52] for our earlier attempt), phenomenological amplitudes obtained in PWAs of the SAID and MAID groups have been used. Amplitudes from SAID (MAID) have been

TABLE II. Compilation of Baldin sum rule determinations for proton and neutron targets, in units of 10^{-4} fm^3 . The top section shows experimental and phenomenological determinations of the integral of Eq. (2), the middle section shows determinations of $\alpha + \beta$, while the bottom shows the PDG's evaluation of $\alpha + \beta$ to which we make comparisons.

Proton	Neutron	Lab/Ref
11.6	13.5	MAID [20]
$13.25 \pm 0.86^{+0.23}_{-0.58}$		LEGS [28]
11.5	12.9	SAID [23]
	15.2 ± 3.9	A2 [29]
11.53	13.18	MAID [15]
14.0 ± 0.3	15.2 ± 0.5	Phenom [30]
	15.2	SAL [31]
$13.1 \pm 0.9 \pm 1.0$		A2 [32]
$14.0 \pm 1.3 \pm 0.6$		FIAN [33]
16.4 ± 3.6	15.3 ± 5.4	MAX-lab [34]
15.50 ± 1.64		HBChPT [35]
	16.0 ± 2.8	HBChPT [36]
13.9 ± 0.8	15.2 ± 2.5	Review [2]
15.1 ± 1.0	18.3 ± 3.1	N3LO-BChPT [37]
$15.5 \pm 1.0 \pm 0.8$		EFT [38]
	$13.3 \pm 2.8 \pm 1.6$	EFT [39]
	15.2 ± 2.1	MAX-Lab [40]
14.0 ± 0.2		Phenom [41]
13.4 ± 1.4		DR [42]
$14.13 \pm 0.26 \pm 0.76$		A2 [43]
14.2 ± 0.5	15.5 ± 1.6	PDG [9]

integrated up to $E_\gamma = 2 \text{ GeV}$ (1.67 GeV) in the laboratory photon energy.

In Fig. 2, the available data for \mathbb{E} from the four possible pion photoproduction reactions ($\vec{\gamma}\vec{p} \rightarrow \pi^0 p$, $\vec{\gamma}\vec{p} \rightarrow \pi^+ n$, $\vec{\gamma}\vec{n} \rightarrow \pi^0 n$ and $\vec{\gamma}\vec{n} \rightarrow \pi^- p$) are compared over the photon energy range $E_\gamma = 700 - 1450 \text{ MeV}$. Here we also display an updated version of the Bonn-Gatchina analysis [53] to show the overall consistency of the most recent fits.

The difference of cross-sections for helicity states 3/2 and 1/2, that is, $\Delta(d\sigma/d\Omega) = (d\sigma_{3/2}/d\Omega - d\sigma_{1/2}/d\Omega)$, for $\vec{\gamma}\vec{N} \rightarrow \pi N$, is given in terms of helicity amplitudes

$$\frac{d\sigma_{3/2}}{d\Omega} = \frac{q}{k} (|H_1|^2 + |H_3|^2),$$

$$\frac{d\sigma_{1/2}}{d\Omega} = \frac{q}{k} (|H_2|^2 + |H_4|^2),$$

where q and k are the pion and photon center-of-mass momenta, respectively. Their sum and difference can then be used to construct the beam-target polarization quantity \mathbb{E} [54, 55] as

$$\mathbb{E} = \frac{|H_2|^2 + |H_4|^2 - |H_1|^2 - |H_3|^2}{|H_2|^2 + |H_4|^2 + |H_1|^2 + |H_3|^2}. \quad (5)$$

TABLE III. Compilation of GGT sum rule estimates for proton and neutron targets, in units of 10^{-4} fm^4 . The top section lists experimental and phenomenological determinations, the middle section lists theoretical predictions, while the bottom shows the experimental average to which we compare. The latest data on γ_0 for the proton [27] and the neutron (using ^3He [44] and deuteron [27] targets) have been obtained in electroproduction experiments at JLab. The data presented here are extrapolated to $Q^2 = 0$ using chiral effective field theory; see main text for details. For these data, the first listed uncertainty is statistical, the second is the experimental systematics, and the third is the extrapolation uncertainty.

Proton	Neutron	Lab/Ref
-1.68 ± 0.10		GDH/A2 [21]
-0.68	-0.14	MAID [20]
$-1.55 \pm 0.15 \pm 0.03$		LEGS [28]
$-1.87 \pm 0.08 \pm 0.10$		GDH/A2 [22]
-0.85	-0.08	SAID [23]
-0.72	-0.14	MAID [15]
-0.929 ± 0.105		Phenom [25]
$-1.404 \pm 0.131 \pm 0.169 \pm 0.401$	$-1.21 \pm 0.74 \pm 0.77 \pm 0.40$	CLAS [26, 27]
	$-2.04 \pm 0.13 \pm 0.37 \pm 0.40$	JLab Hall A [44]
-0.90		K-matrix [45]
-2.6 ± 1.9	$+0.5 \pm 1.0$	HBChPT [46, 47]
-1.74 ± 0.40	-0.77 ± 0.40	BChPT [48]
-0.9 ± 1.4	$+0.03 \pm 1.4$	N3LO-BChPT [49]
$-2.5 \pm 0.4 \pm 0.3$	$-1.9 \pm 0.4 \pm 0.4$	BChPT(+ Δ) [50]
-1.40 ± 0.45	-1.88 ± 0.50	Expt. avg. [26, 27, 44]

The recent SAID PWA solution MA19 [14] uses all available \mathbb{E} measurements [56–59] in the fit.

The existing data on $\Delta\sigma$ are shown in Fig. 3 along with the SAID and MAID phenomenological (single-pion) estimates. In both of these PWAs, the second (and η threshold) as well as the third resonance regions around 700 MeV and 1 GeV, respectively, are very pronounced for charged pions in the final state, whereas they are weak in the case of neutral pions. In the Δ -isobar region, the predictions for both cases are the same. The $\Delta\sigma$ for $\vec{\gamma}\vec{p} \rightarrow \pi^0 p$ and $\vec{\gamma}\vec{p} \rightarrow \pi^+ n$, measured by the A2 Collaboration at MAMI and GDH Collaboration [21, 60, 61], is well described by both SAID MA19 and MAID2007 solutions. The CBELSA [22, 62] and MAMI [21, 60, 61] experimental data for $\vec{\gamma}\vec{p} \rightarrow X$ are in good agreement but disagree with PWA predictions for $\vec{\gamma}\vec{p} \rightarrow \pi N$. Around the η -threshold, the deviation becomes more apparent. This is because the contributions of the double-pion and η -meson production are missing here.

The running GDH integrals,

$$\int_{E_{\gamma}^{\text{thr}}}^{E_{\gamma}} \frac{\Delta\sigma(E'_{\gamma})}{E'_{\gamma}} dE'_{\gamma}, \quad (6)$$

for the proton and neutron are shown in Fig. 4, where a comparison of the SAID with MAID single pion photoproduction results is also given. Both the proton and neutron running integrals corresponding to single-pion photoproduction (bottom left and right panels, respectively) indicate convergence but remain lower than the predicted values (thick yellow lines in the bottom panels

of Fig. 4). In the proton case ($I_{\text{GDH}} = 183.4 \mu\text{b}$), approximately 21 μb strength (which is about 10% of the right-hand-side of Eq. (1)) is missing and can be attributed to non-single-pion processes, while the gap is much larger in the neutron case ($I_{\text{GDH}} = 129.5 \mu\text{b}$), where 104 μb are missing (about 44% of the right-hand-side of Eq. (1)). In the bottom panels of Fig. 4, we also show the contributions to the GDH running integral evaluated in the Regge approach (see Sec. V). These contributions (cyan bands) are not evaluated from threshold to the current energy, but rather from the current photon energy to infinity, and hence should be added to the respective SAID and MAID curves. Since Regge theory only becomes applicable at energies far above the resonance region, their dependence is shown only above $E_{\gamma} = 1 \text{ GeV}$.

The running Baldin integrals for the proton and neutron are shown in Fig. 5, where a comparison of the SAID and MAID results is also given. In the proton case, the single-pion part gives $I_{\text{Baldin}} = 11.47 \times 10^{-4} \text{ fm}^3$, hence the contribution from processes other than single-pion production (comparing Compton scattering results [9] and the phenomenological SAID PWA) is $2.7 \times 10^{-4} \text{ fm}^3$, which is about 19% of the right-hand-side of Eq. (2)). In contrast to the GDH running integral, the gap in the neutron case is consistent with the one found in the proton: the single-pion part for the neutron target gives $I_{\text{Baldin}} = 13.01 \times 10^{-4} \text{ fm}^3$, leaving us with a missing strength of $2.5 \times 10^{-4} \text{ fm}^3$, which is about 16% of the right-hand-side of Eq. (2).

Additionally, Fig. 5 (bottom left) shows the running

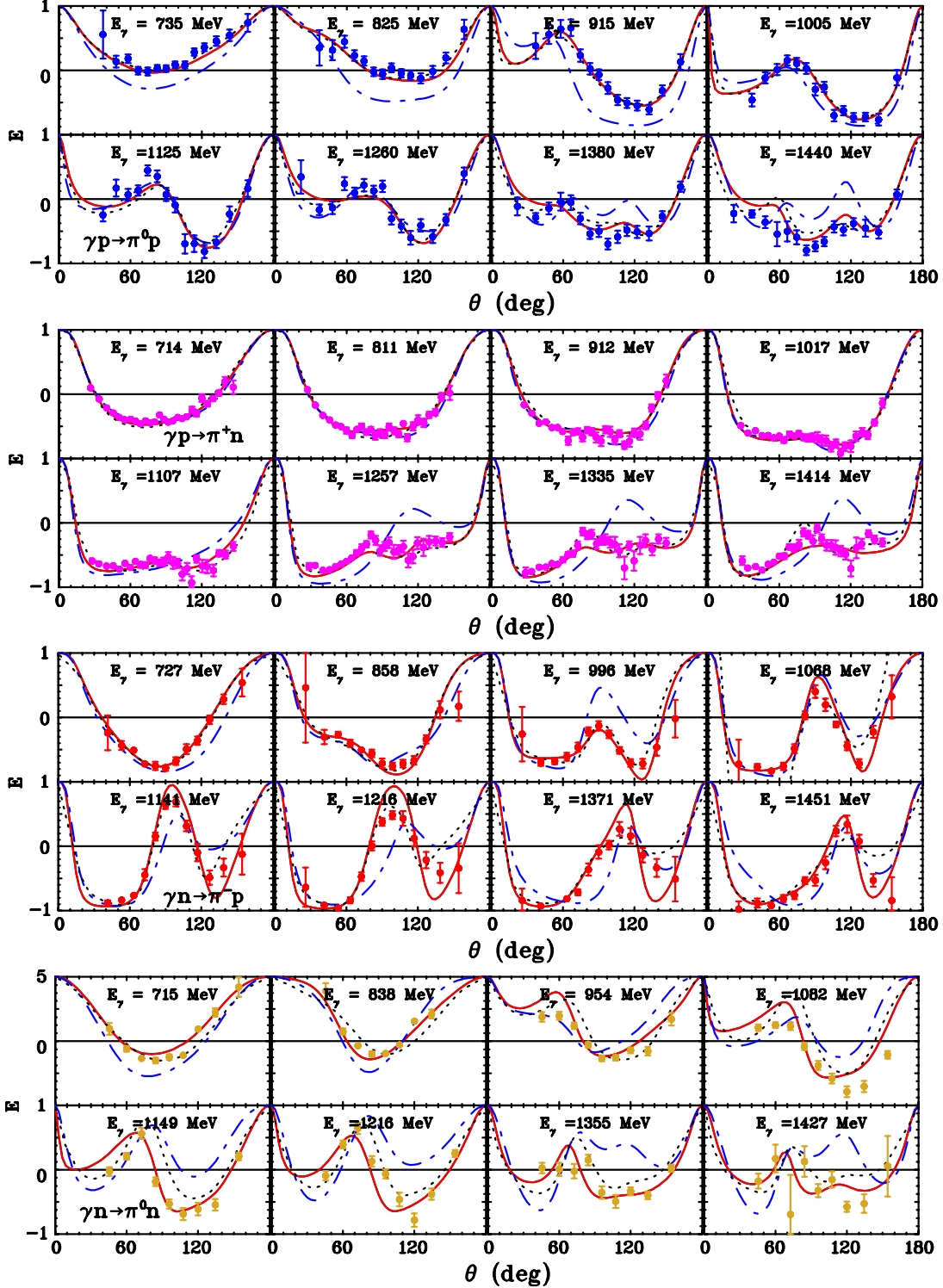


FIG. 2. Samples of double-polarized observable E for $\vec{\gamma}\vec{N} \rightarrow \pi N$ in the range of $E_\gamma = 700 - 1450$ MeV. The red solid (blue dash-dotted) lines show the SAID MA19 [14] (MAID2007 [15]) solution, while the Bonn-Gatchina solution BG2019 (which is an ongoing effort and represents an upgrade of the BG2014 solution reported in Ref. [53]) is shown by black dotted lines. The experimental data for $\vec{\gamma}\vec{p} \rightarrow \pi^0 p$ are from CBELSA/TAPS [56]; for $\vec{\gamma}\vec{p} \rightarrow \pi^+ n$ they are from CLAS/FROST [57]; for $\vec{\gamma}\vec{n} \rightarrow \pi^- p$ they are from A2 [58], and for $\vec{\gamma}\vec{n} \rightarrow \pi^0 n$ from CLAS/HD-Ice [59].

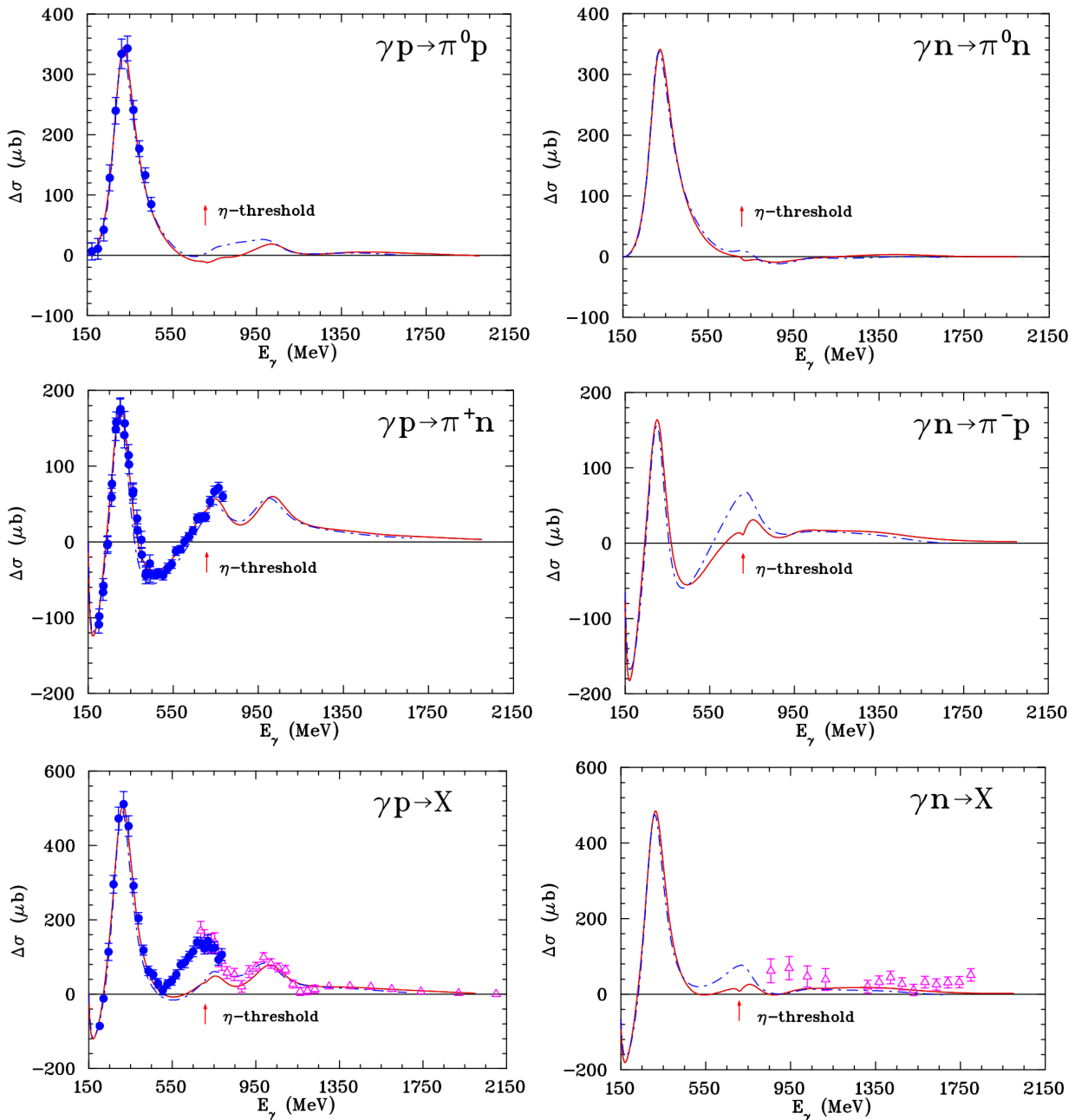


FIG. 3. Differences of total cross section for the helicity states $3/2$ and $1/2$, $\Delta\sigma$, for $\vec{\gamma}\vec{N} \rightarrow \pi N$. The red solid (blue dash-dotted) lines plot the SAID MA19 [14] (MAID2007 [15], which is valid to $E_\gamma = 1670$ MeV) solution. The experimental data for $\vec{\gamma}\vec{p} \rightarrow \pi^0 p$ are from A2 [21, 60]; for $\vec{\gamma}\vec{p} \rightarrow \pi^+ n$ they are from A2 [21, 60, 61]; for $\vec{\gamma}\vec{p} \rightarrow X$ [22, 62] and for $\vec{\gamma}\vec{n} \rightarrow X$ [63] they are from CBELSA. The red vertical arrow indicates the η -photoproduction threshold.

Baldin integral evaluated from total photoabsorption data on the proton target presented in Fig. 1. We fitted the data [16] that spans photon energies from 188 MeV to 23.3 TeV. The evaluation yields $(13.1 \pm 1.4) \times 10^{-4} \text{ fm}^3$, which agrees well with the Compton estimate of $(14.2 \pm 0.5) \times 10^{-4} \text{ fm}^3$ [9].

The running integrals for the GGT sum rule for the proton and neutron are shown in Fig. 6, where a compar-

ison of the SAID and MAID results is also given. In the SAID single-pion PWA, we obtain $\gamma_0 = -1.00 \times 10^{-4} \text{ fm}^4$ ($\gamma_0 = -0.04 \times 10^{-4} \text{ fm}^4$) for the proton (neutron). While in the proton case the single-pion contribution of about $-1 \times 10^{-4} \text{ fm}^4$ seems to point in the right direction, it is consistent with zero in the neutron case. Also shown in Fig. 6 are the latest measured values of γ_0 in pion electroproduction from JLab [26, 27, 44] extrapolated to

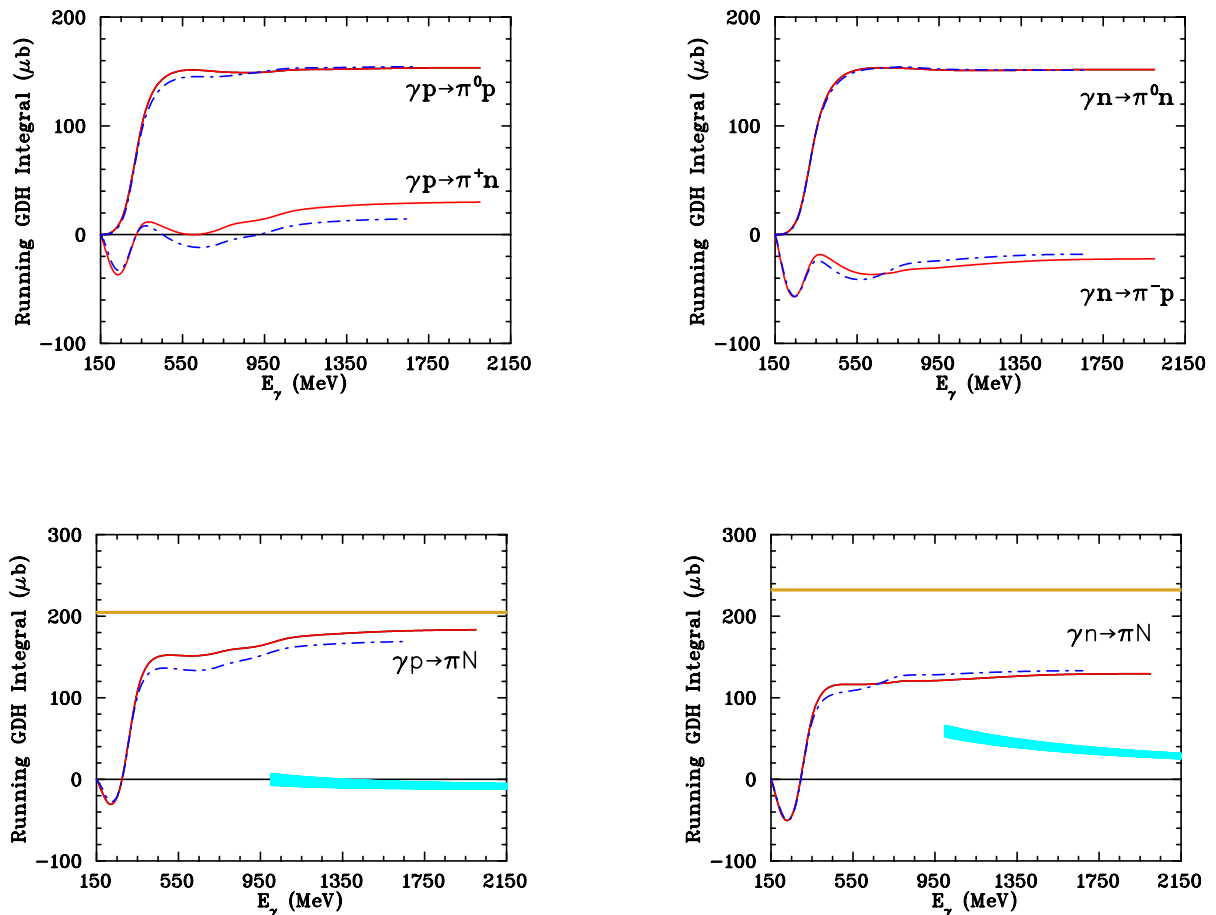


FIG. 4. Running GDH integral for proton (left) and neutron (right) targets. The red solid (blue dash-dotted) lines represent the SAID MA19 [14] (MAID2007 [15]) solution. The thick yellow horizontal lines in the bottom panels show the predicted GDH integral values calculated with the measured anomalous magnetic moments of the proton and neutron, see Eq. (1); the uncertainties are too small to be visible on this plot (see Table I). The cyan bands show the Regge estimates of the complement to the running integral, that is, not from threshold to the current photon energy, but rather from the current photon energy to infinity.

$Q^2 = 0$ (Table III). The width of the bands represents the uncertainties combined quadratically. The band for the neutron represents the weighted average of CLAS and JLab Hall A E97–110 results. According to the experimental values of the GGT integrals, the SAID single-pion production analysis yields conclusions similar to those for GDH: for the proton the SAID integral saturates near the value expected from the sum rule, while for the neutron, it misses a noticeable integral-strength. This is not surprising since the GDH and GGT integrands differ only by $1/E_\gamma^2$.

V. THE GDH INTEGRAND IN THE REGGE FRAMEWORK

As demonstrated above, the contributions to the GDH integral of processes beyond single-pion photoproduction are much smaller for the proton (where about 10% are missing) than for the neutron (about 44%). There is no simple explanation of such a large discrepancy, but it certainly calls for further measurements of $\Delta\sigma$ and corresponding phenomenological studies in the region of E_γ beyond the one covered by existing data — in particular because of the apparently divergent behavior of σ_{tot} beyond \sqrt{s} of a few times 10 GeV. In this energy domain, processes can be studied in a Regge approach, in which the s -dependence of $\Delta\sigma$ for either real or virtual

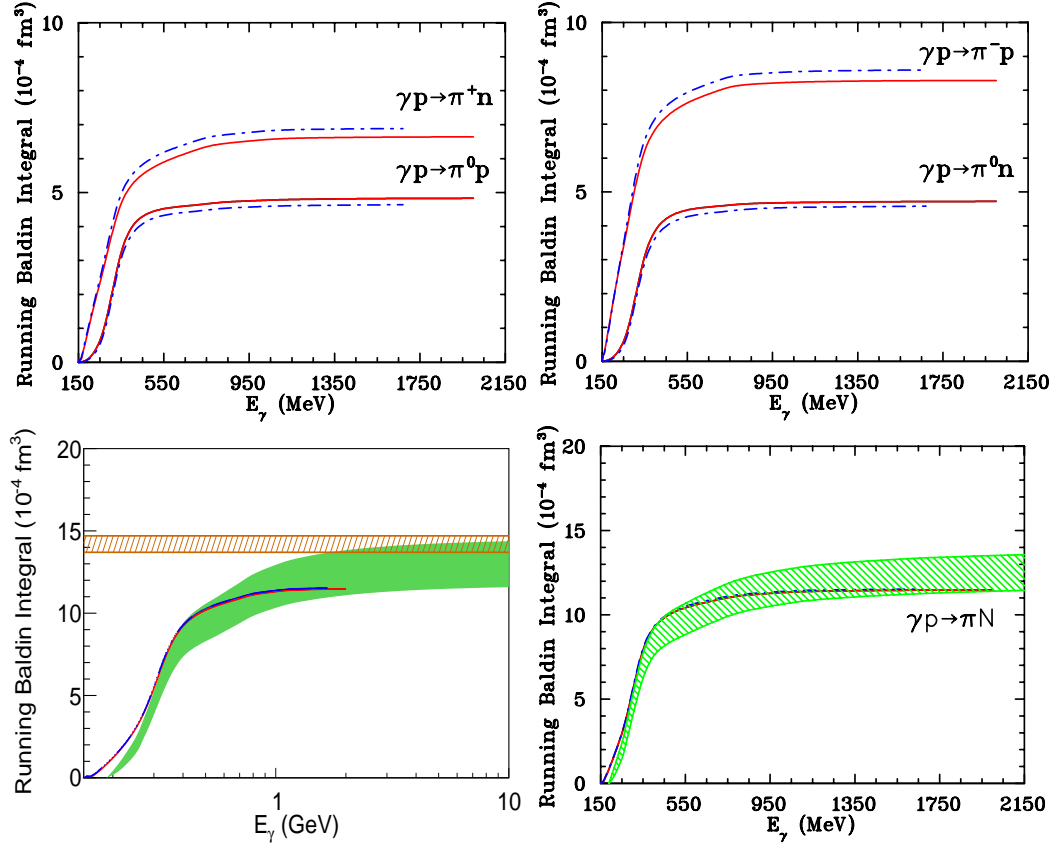


FIG. 5. Running Baldin integral for proton (left) and neutron (right) targets. The red solid (blue dash-dotted) lines represent the SAID MA19 [14] (MAID2007 [15]) solution. The yellow bands in the bottom panels show the PDG values obtained by averaging the data from various Compton scattering experiments [9] (see Table II). The green band in the left bottom panel shows the running Baldin integral evaluated from total photoabsorption data on the proton target presented in Fig. 1. The spread of the band represents statistical and systematical uncertainties combined in quadrature.

polarized photoabsorption is of the form [64]

$$\Delta\sigma = \left[I c_1 s^{\alpha_{a_1}-1} + c_2 s^{\alpha_{f_1}-1} + c_3 \frac{\log s}{s} + \frac{c_4}{\log^2 s} \right] F(s, Q^2), \quad (7)$$

where $I = \pm 1$ is the isospin factor corresponding to the proton or neutron, respectively, α_{a_1} and α_{f_1} are the Regge intercepts of the a_1 and f_1 Regge trajectories, and Q^2 is the negative square of the virtual photon four-momentum. For photoproduction (real photons) $Q^2 = 0$, the logarithmic terms are negligible and $F(s, Q^2)$ simplifies to a constant that can be absorbed in the c_1 and c_2 coefficients. The Regge parameterization of $\Delta\sigma$ then becomes

$$\Delta\sigma = I c_1 s^{\alpha_{a_1}-1} + c_2 s^{\alpha_{f_1}-1}. \quad (8)$$

A commonly accepted set of parameters is $c_1 = (-34.1 \pm 5.7) \mu\text{b}$, $\alpha_{a_1} = 0.42 \pm 0.23$, $c_2 = (209.4 \pm 29.0) \mu\text{b}$ and $\alpha_{f_1} = (-0.66 \pm 0.22)$ [3].

Since the proton and neutron anomalous magnetic moments, κ_p and κ_n , can be decomposed into their isovector and isoscalar components, $\kappa_p = (\kappa_s + \kappa_v)/2$ and

$\kappa_n = (\kappa_s - \kappa_v)/2$, hence

$$\kappa_{p,n}^2 = \frac{1}{4} \kappa_s^2 \pm \frac{1}{2} \kappa_v \kappa_s + \frac{1}{4} \kappa_v^2, \quad (9)$$

the GDH sum rule can accordingly be split into its “scalar-scalar”, “vector-vector” and “vector-scalar” parts ($I_{\text{GDH}}^{\text{ss}}$, $I_{\text{GDH}}^{\text{vv}}$, and $I_{\text{GDH}}^{\text{vs}}$, respectively) [65]. In particular,

$$I_{\text{GDH}}^{\text{vs}} = \int_{E_{\text{thr}}}^{\infty} \left(\sigma_{3/2}^{\text{vs}} - \sigma_{1/2}^{\text{vs}} \right) \frac{dE_{\gamma}}{E_{\gamma}} = \frac{1}{2} \kappa_v \kappa_s \frac{2\pi^2 \alpha}{M^2}. \quad (10)$$

Since $\kappa_p^2 - \kappa_n^2 = \kappa_v \kappa_s$, the isovector GDH sum rule involving the *difference* of $\Delta\sigma$ for proton and neutron targets, $\Delta\sigma_{p-n} \equiv \Delta\sigma_p - \Delta\sigma_n$, predicts

$$\int_{E_{\text{thr}}}^{\infty} \frac{\Delta\sigma_{p-n}}{E_{\gamma}} dE_{\gamma} = 2I_{\text{GDH}}^{\text{vs}} \approx -27.5 \mu\text{b}. \quad (11)$$

Eq. (11) should also provide the Q^2 -derivative of the famous generalized Bjorken sum rule [66] in the $Q^2 \rightarrow 0$ limit [67]. This is borne out by the low- Q^2 measurements of the Bjorken sum rule performed at JLab [68]. The $Q^2 = 0$ result for the latter is obtained from a fit of the

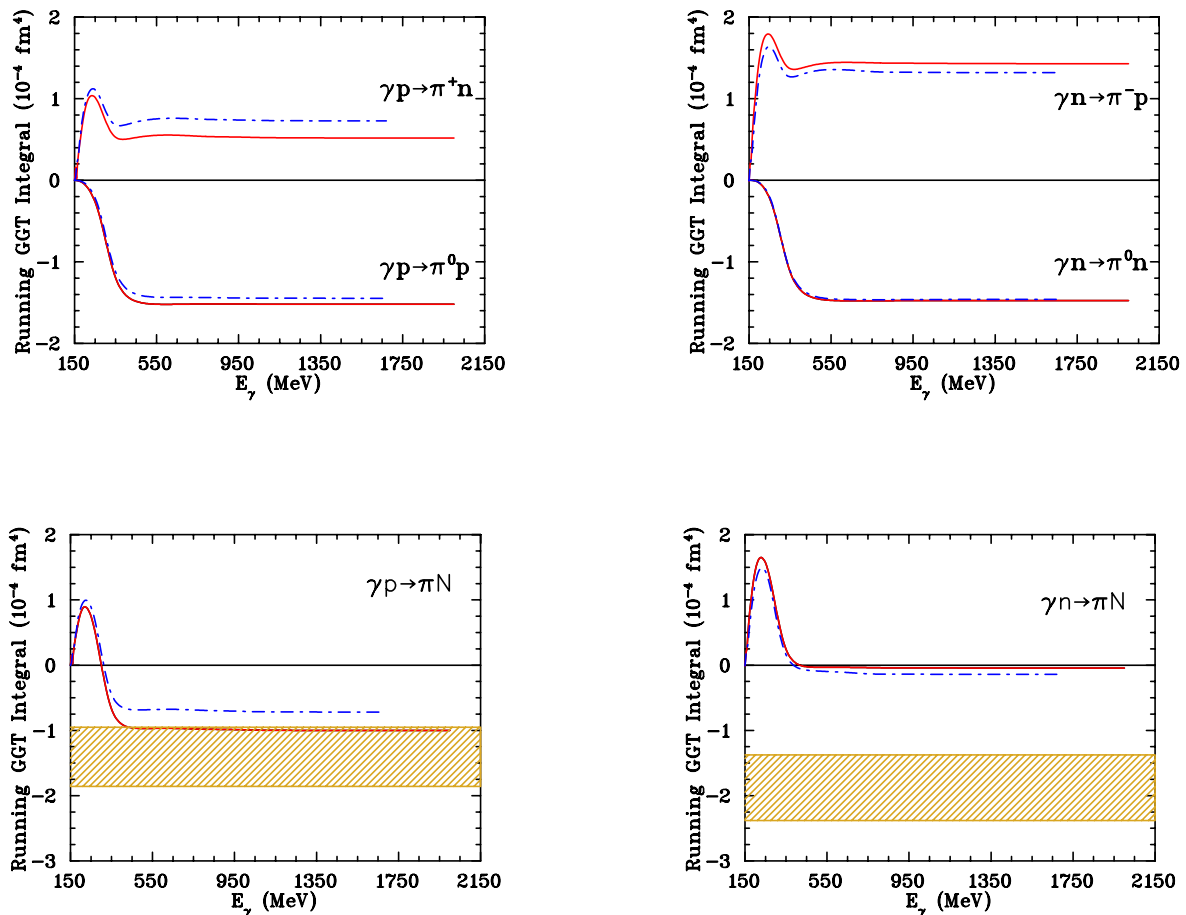


FIG. 6. Running GGT integral for proton (left) and neutron (right) targets. The red solid (blue dash-dotted) lines represent the SAID MA19 [14] (MAID2007 [15]) solution. The yellow bands in the bottom panels indicate the most recent values of γ_0 measured in pion electroproduction at JLab [26, 27, 44] and extrapolated to $Q^2 = 0$.

data that is extrapolated to $Q^2 = 0$ without constraint from chiral effective field theory.

In Regge theory, $\Delta\sigma_{p-n}$ is driven by the a_1 trajectory alone,

$$\Delta\sigma_{p-n}^{\text{Regge}} = 2c_1 s^{\alpha_{a_1}-1}, \quad (12)$$

and one can visualize its contribution by evaluating the running integral of (12) divided by E_γ from a chosen lower integration limit to infinity. The Regge contributions to the running isovector GDH integrals are shown by cyan bands in Fig. 7. As in Fig. 4, these (negative) running values need to be added to the (positive) SAID and MAID curves, apparently bringing the totals closer to the predicted value.

The energy dependence of $\Delta\sigma_{p-n}$ in Regge theory is also interesting by itself. If one makes the usual assumption that the a_1 trajectories are straight lines parallel to

the ρ and ω trajectories, one finds $\alpha_{a_1} \approx -0.4$ for the leading trajectory, with the sign opposite to the one obtained by analyzing deeply inelastic scattering, photo- and electroproduction data. Understanding the sign and the magnitude of the Regge intercept α_{a_1} is important, as this parameter is intimately connected to the quark string tension of QCD: if α' is the corresponding reggeon slope, the intercept is given by $\alpha_{a_1} = 1 - \alpha' m_{a_1}^2$, and $\alpha' = 1/(2\pi\sigma_q)$, where σ_q is the string tension [69]. A new determination of these parameters by extending the $\Delta\sigma$ measurements both on proton and neutron (deuteron) targets to $E_\gamma \approx 12$ GeV is one of the aims of the recently approved REGGE Experiment in Hall D of Jefferson Lab [70].

VI. CONCLUSION

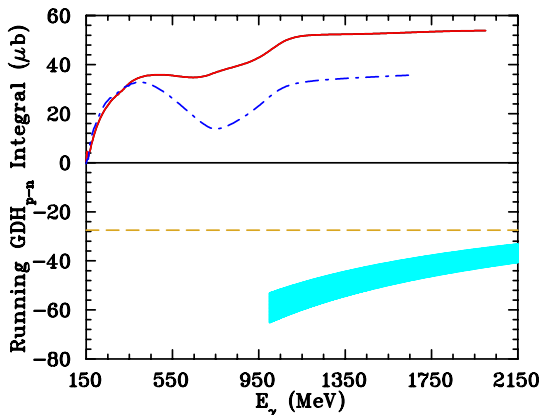


FIG. 7. Running isovector GDH integral. The red solid and blue dash-dotted lines represent the SAID MA19 [14] and MAID2007 [15] solution, respectively. The yellow dashed line indicates the predicted limiting value as given by Eq. (11). The cyan band shows the Regge estimate of the complement to the running integral from the current energy to infinity.

The evaluation of three sum rules (GDH, Baldin, and GGT) involving the difference of helicity-dependent total photoabsorption cross-sections, $\Delta\sigma$, shows that single-pion photoproduction off the nucleon is the dominant contribution to these sum rules. In all cases, the single-pion contribution converges above $E_\gamma \approx 1.7$ GeV. The situation is the most favorable for the Baldin sum rule where — to the attainable levels of precision — the single-pion photoproduction off the nucleon comes closest to agreeing with Compton scattering and Effective Field Theory calculations, in particular in the neutron case. In the GDH sum rule for the proton, the single-pion contribution saturates the sum rule to about 90%, while in the neutron case, the missing strength amounts to about 44%. In the case of the GGT sum rule, the lack of precise calculations and the size of experimental uncertainties preclude a clear statement of agreement.

ACKNOWLEDGMENTS

We thank Lothar Tiator, Mikhail Bashkanov, Michael Eides, Harald Griebhammer, Viktor Kashevarov, Vladimir Pascalutsa, and Paolo Pedroni for useful discussions. This work was supported in part by the U. S. Department of Energy, Office of Science, Office of Nuclear Physics, under Awards No. DE-SC0016583 and No. DE-SC0016582, and in part by the U.S. Department of Energy, Office of Science, Office of Nuclear Physics under contract DE-AC05-06OR23177.

-
- [1] D. Drechsel and L. Tiator, “The Gerasimov-Drell-Hearn sum rule and the spin structure of the nucleon,” *Ann. Rev. Nucl. Part. Sci.* **54**, 69 (2004).
 - [2] M. Schumacher, “Polarizability of the nucleon and Compton scattering,” *Prog. Part. Nucl. Phys.* **55**, 567 (2005).
 - [3] K. Helbing, “The Gerasimov-Drell-Hearn sum rule,” *Prog. Part. Nucl. Phys.* **57**, 405 (2006).
 - [4] S. B. Gerasimov, “A sum rule for magnetic moments and the damping of the nucleon magnetic moment in nuclei,” *Yad. Fiz.* **2**, 598 (1965) [*Sov. J. Nucl. Phys.* **2**, 430 (1966)].
 - [5] S. D. Drell and A. C. Hearn, “Exact sum rule for nucleon magnetic moments,” *Phys. Rev. Lett.* **16**, 908 (1966).
 - [6] L. I. Lapidus and Chou Kuang-chao, “Low-energy limit of the γN -scattering amplitude a crossing symmetry,” *ZhETF* **41**, 491 (1961) [*Sov. Phys. JETP* **14**, 352 (1962)].
 - [7] A. Mooser *et al.* [BASE Collaboration], “Direct high-precision measurement of the magnetic moment of the proton,” *Nature* **509**, 596 (2014).
 - [8] W. Geithner *et al.* [ISOLDE Collaboration], “Measurement of the magnetic moment of the one neutron halo nucleus ^{11}Be ,” *Phys. Rev. Lett.* **83**, 3792 (1999).
 - [9] P. A. Zyla *et al.* [Particle Data Group], “Review of Particle Physics,” *Prog. Theor. Exp. Phys.* **2020**, 083C01 (2020).
 - [10] A. M. Baldin, “Polarizability of nucleons,” *Nucl. Phys. A* **18**, 310 (1960).
 - [11] L. I. Lapidus, “Scattering of gamma quanta and polarizability of nuclei and nucleons,” *ZhETF* **43**, 1358 (1962) [*Sov. Phys. JETP* **16**, 964 (1963)].
 - [12] M. Gell-Mann, M. L. Goldberger, and W. E. Thirring, “Use of causality conditions in quantum theory,” *Phys. Rev.* **95**, 1612 (1954).
 - [13] M. Gell-Mann and M. L. Goldberger, “Scattering of low-energy photons by particles of spin 1/2,” *Phys. Rev.* **96**, 1433 (1954).
 - [14] W. J. Briscoe *et al.* [A2 Collaboration at MAMI], “Cross section for $\gamma n \rightarrow \pi^0 n$ at the Mainz A2 experiment,” *Phys. Rev. C* **100**, 065205 (2019).
 - [15] D. Drechsel, S. S. Kamalov, and L. Tiator, “Unitary isobar model - MAID2007,” *Eur. Phys. J. A* **34**, 69 (2007).
 - [16] The proton photoabsorption data are taken from Ref. [9] https://pdg.lbl.gov/2020/hadronic-xsections/rpp2020-gammap_total.dat.

- [17] S. D. Bass, M. Skurzok, and P. Moskal, “Updating spin-dependent Regge intercepts,” *Phys. Rev. C* **98**, 025209 (2018).
- [18] R. A. Arndt, W. J. Briscoe, I. I. Strakovsky, and R. L. Workman, “Helicity-dependent photoabsorption cross sections on the nucleon,” *Phys. Rev. C* **72**, 058203 (2005).
- [19] D. G. Ireland, E. Pasyuk, and I. Strakovsky, “Photoproduction reactions and non-strange baryon spectroscopy,” *Prog. Part. Nucl. Phys.* **111**, 103752 (2020).
- [20] S. S. Kamalov, S. N. Yang, D. Drechsel, O. Hanstein, and L. Tiator, “ $\gamma^*N \rightarrow \Delta$ transition form-factors: A New analysis of the JLab data on $p(e, e'p)\pi^0$ at $Q^2 = (2.8 (GeV/c)^2$ and $4.0 (GeV/c)^2$),” *Phys. Rev. C* **64**, 032201 (2001); S. Kamalov, Private communication, 2001.
- [21] J. Ahrens *et al.* [GDH and A2 Collaborations], “Helicity dependence of $\gamma p \rightarrow N\pi$ below 450-MeV and contribution to the Gerasimov-Drell-Hearn sum rule,” *Phys. Rev. Lett.* **84**, 5950 (2000); private communication, I. Probrajanski, 2000.
- [22] J. Ahrens *et al.* [GDH and A2 Collaborations], “First measurement of the Gerasimov-Drell-Hearn integral for hydrogen from 200 to 800 MeV,” *Phys. Rev. Lett.* **87**, 022003 (2001); private communication, P. Pedroni, 2021.
- [23] R. A. Arndt, W. J. Briscoe, I. I. Strakovsky, and R. L. Workman, “Analysis of pion photoproduction data,” *Phys. Rev. C* **66**, 055213 (2002).
- [24] H. Dutz *et al.* [GDH Collaboration], “Experimental check of the Gerasimov-Drell-Hearn sum rule for ^1H ,” *Phys. Rev. Lett.* **93**, 032003 (2004); private communication, P. Pedroni, 2021.
- [25] O. Grynjuk, F. Hagelstein, and V. Pascalutsa, “Evaluation of the forward Compton scattering off protons: II. Spin-dependent amplitude and observables,” *Phys. Rev. D* **94**, 034043 (2016).
- [26] K. P. Adhikari *et al.* [CLAS Collaboration], “Measurement of the Q^2 Dependence of the Deuteron Spin Structure Function g_1 and its Moments at Low Q^2 with CLAS,” *Phys. Rev. Lett.* **120**, 062501 (2018).
- [27] X. Zheng *et al.* [CLAS Collaboration], “Measurement of the proton spin structure at long distances,” *Nature Phys.* **17**, 736 (2021).
- [28] G. Blanpied *et al.* “ $N \rightarrow \Delta$ transition and proton polarizabilities from measurements of $p(\vec{\gamma}, \gamma)$, $p(\vec{\gamma}, \pi^0)$, and $p(\vec{\gamma}, \pi^+)$,” *Phys. Rev. C* **64**, 025203 (2001).
- [29] K. Kossert, M. Camen, F. Wissmann, J. Ahrens, J. R. M. Annand, H. J. Arends, R. Beck, G. Caselotti, P. Grabmayr, O. Jahn *et al.* “Quasifree π^0 photoproduction from the bound nucleon,” *Eur. Phys. J. A* **19**, 391 (2004).
- [30] M. I. Levchuk and A. I. L’vov, “Deuteron Compton scattering below pion photoproduction threshold,” *Nucl. Phys. A* **674**, 449 (2000).
- [31] N. R. Kolb, A. W. Rauf, R. Igarashi, D. L. Hornidge, R. E. Pywell, B. J. Warkentin, E. J. Korkmaz, G. Feldman, and G. V. O’Rielly, “Quasifree Compton scattering from the deuteron and nucleon polarizabilities,” *Phys. Rev. Lett.* **85**, 1388 (2000).
- [32] V. O. de León *et al.* “Low-energy Compton scattering and the polarizabilities of the proton,” *Eur. Phys. J. A* **10**, 207 (2001).
- [33] P. S. Baranov, A. I. L’vov, V. A. Petrunkin, and L. N. Shtarkov, “Experimental status of the electric and magnetic polarizabilities of a proton,” *Fiz. Elem. Chast. Atom. Yadra* **32**, 699 (2001) [*Phys. Part. Nucl.* **32**, 376 (2001)].
- [34] M. Lundin, J. O. Adler, M. Boland, K. Fissum, T. Glebe, K. Hansen, L. Isaksson, O. Kaltschmidt, M. Karlsson, K. Kossert *et al.* “Compton scattering from the deuteron and neutron polarizabilities,” *Phys. Rev. Lett.* **90**, 192501 (2003).
- [35] S. R. Beane, M. Malheiro, J. A. McGovern, D. R. Phillips, and U. van Kolck, “Nucleon polarizabilities from low-energy Compton scattering,” *Phys. Lett. B* **567**, 200 (2003) [erratum: *Phys. Lett. B* **607**, 320 (2005)].
- [36] R. P. Hildebrandt, H. W. Griesshammer, T. R. Hemmert, and D. R. Phillips, “Explicit Delta(1232) degrees of freedom in Compton scattering off the deuteron,” *Nucl. Phys. A* **748**, 573 (2005).
- [37] V. Lensky and V. Pascalutsa, “Predictive powers of chiral perturbation theory in Compton scattering off protons,” *Eur. Phys. J. C* **65**, 195 (2010).
- [38] J. A. McGovern, D. R. Phillips, and H. W. Griesshammer, “Compton scattering from the proton in an effective field theory with explicit Delta degrees of freedom,” *Eur. Phys. J. A* **49**, 12 (2013).
- [39] H. W. Grieshammer, J. A. McGovern, and D. R. Phillips, “Nucleon polarisabilities at and beyond physical pion masses,” *Eur. Phys. J. A* **52**, 139 (2016).
- [40] L. S. Myers *et al.* [COMPTON@MAX-lab Collaboration], “Measurement of Compton scattering from the deuteron and an improved extraction of the neutron electromagnetic polarizabilities,” *Phys. Rev. Lett.* **113**, 262506 (2014).
- [41] O. Grynjuk, F. Hagelstein, and V. Pascalutsa, “Evaluation of the forward Compton scattering off protons: Spin-independent amplitude,” *Phys. Rev. D* **92**, 074031 (2015).
- [42] B. Pasquini, P. Pedroni, and S. Sconfiatti, “Proton scalar dipole polarizabilities from real Compton scattering data, using fixed-t subtracted dispersion relations and the bootstrap method,” *J. Phys. G* **46**, 104001 (2019).
- [43] E. Mornacchi *et al.* [A2 Collaboration at MAMI], “Measurement of Compton scattering at MAMI for the extraction of the electric and magnetic polarizabilities of the proton,” [arXiv:2110.15691 [nucl-ex]].
- [44] V. Sulkosky *et al.* [E97-110 Collaboration], “Puzzle with the precession of the neutron spin,” *Nature Phys.* **17**, 687 (2021).
- [45] S. Kondratyuk and O. Scholten, “Low-energy Compton scattering on the nucleon and sum rules,” *Phys. Rev. C* **65**, 038201 (2002).
- [46] A. Gasparyan and M. F. M. Lutz, “Photon- and pion-nucleon interactions in a unitary and causal effective field theory based on the chiral Lagrangian,” *Nucl. Phys. A* **848**, 126 (2010).
- [47] A. M. Gasparyan, M. F. M. Lutz, and B. Pasquini, “Compton scattering from chiral dynamics with unitarity and causality,” *Nucl. Phys. A* **866**, 79 (2011).
- [48] V. Bernard, E. Epelbaum, H. Krebs, and U.-G. Meißner, “New insights into the spin structure of the nucleon,” *Phys. Rev. D* **87**, 054032 (2013).
- [49] V. Lensky, J. McGovern, and V. Pascalutsa, “Predictions of covariant chiral perturbation theory for nucleon polarizabilities and polarised Compton scattering,” *Eur. Phys. J. C* **75**, 604 (2015).

- [50] M. Thürmann, E. Epelbaum, A. M. Gasparyan, and H. Krebs, “Nucleon polarizabilities in covariant baryon chiral perturbation theory with explicit Δ degrees of freedom,” *Phys. Rev. C* **103**, 035201 (2021).
- [51] J. M. Alarcón, F. Hagelstein, V. Lensky, and V. Pascalutsa, “Forward doubly-virtual Compton scattering off the nucleon in chiral perturbation theory: II. Spin-polarizabilities and moments of polarized structure functions,” *Phys. Rev. D* **102**, 114026 (2020).
- [52] R. A. Arndt, W. J. Briscoe, I. I. Strakovsky, and R. L. Workman, “Helicity-dependent photoabsorption cross sections on the nucleon,” *Phys. Rev. C* **72**, 058203 (2005).
- [53] V. A. Anisovich *et al.*, “The impact of new polarization data from Bonn, Mainz, and Jefferson Laboratory on $\gamma p \rightarrow \pi N$ multipoles,” *Eur. Phys. J. A* **52**, 284 (2016).
- [54] I. S. Barker, A. Donnachie, and J. K. Storrow, “Complete experiments in pseudoscalar photoproduction,” *Nucl. Phys. B* **95**, 347 (1975).
- [55] R. L. Workman and R. A. Arndt, “Saturation of the Drell-Hearn-Gerasimov sum rule revisited,” *Phys. Rev. D* **45**, 1789 (1992).
- [56] M. Gottschall *et al.* [CBELSA/TAPS Collaboration], “First measurement of the helicity asymmetry for $\gamma p \rightarrow p\pi^0$ in the resonance region,” *Phys. Rev. Lett.* **112**, 012003 (2014).
- [57] S. Strauch *et al.* [CLAS Collaboration], “First Measurement of the Polarization Observable E in the $\bar{p}(\vec{\gamma}, \pi^+)n$ Reaction up to 2.25 GeV,” *Phys. Lett. B* **750**, 53 (2015).
- [58] M. Dieterle *et al.* “First measurement of the polarization observable E and helicity-dependent cross sections in single π^0 photoproduction from quasi-free nucleons,” *Phys. Lett. B* **770**, 523 (2017).
- [59] D. Ho *et al.* [CLAS Collaboration], “Beam-target helicity asymmetry for $\vec{\gamma}\vec{n} \rightarrow \pi^- p$ in the N^* resonance region,” *Phys. Rev. Lett.* **118**, 242002 (2017).
- [60] J. Ahrens *et al.* [GDH and A2 Collaborations], “Helicity dependence of the $\gamma p \rightarrow N\pi$ channels and multipole analysis in the Δ region,” *Eur. Phys. J. A* **21**, 323 (2004); private communication, P. Pedroni, 2004.
- [61] J. Ahrens *et al.* “Measurement of the helicity dependence for the $\gamma p \rightarrow n\pi^+$ channel in the second resonance region,” *Phys. Rev. C* **74**, 045204 (2006); private communication, P. Pedroni, 2006.
- [62] H. Dutz *et al.* [GDH Collaboration], “First measurement of the Gerasimov-Drell-Hearn sum rule for H-1 from 0.7-GeV to 1.8-GeV at ELSA,” *Phys. Rev. Lett.* **91**, 192001 (2003); private communication, P. Pedroni, 2021.
- [63] H. Dutz *et al.* [GDH Collaboration], “Measurement of helicity-dependent photoabsorption cross sections on the neutron from 815-MeV to 1825-MeV,” *Phys. Rev. Lett.* **94**, 162001 (2005).
- [64] S. D. Bass and M. M. Brisudova, “The spin and flavor dependence of high-energy photoabsorption,” *Eur. Phys. J. A* **4**, 251 (1999).
- [65] I. Karliner, “Saturation of the Drell-Hearn-Gerasimov sum rule,” *Phys. Rev. D* **7**, 2717 (1973).
- [66] J. D. Bjorken, “Applications of the chiral $U(6) \times U(6)$ algebra of current densities,” *Phys. Rev.* **148**, 1467 (1966); J. D. Bjorken, “Inelastic scattering of polarized leptons from polarized nucleons,” *Phys. Rev. D* **1**, 1376 (1970).
- [67] A. Deur, S. J. Brodsky, and G. F. De Téramond, “The Spin Structure of the Nucleon,” *Rep. Prog. Phys.* **82**, 7 (2019).
- [68] A. Deur *et al.*, “Experimental determination of the evolution of the Bjorken integral at low Q^2 ,” *Phys. Rev. Lett.* **93**, 212001 (2004); A. Deur *et al.*, “Experimental study of isovector spin sum rules,” *Phys. Rev. D* **78**, 032001 (2008); A. Deur *et al.* “Experimental study of the behavior of the Bjorken sum at very low Q^2 ,” *Phys. Lett. B* **825**, 136878 (2022).
- [69] A. Donnachie, G. Dosch, P. Landshoff, and O. Nachtmann, “Pomeron Physics and QCD,” (Cambridge University Press, Cambridge, 2002).
- [70] M. M. Dalton, A. Deur, C. D. Keith, S. Širca, J. Stevens, *et al.* [GlueX Collaboration], “Measurement of the high-energy contribution to the Gerasimov-Drell-Hearn sum rule,” JLab Proposal E12-20-011 [arXiv:2008.11059 [nucl-ex]].