



CHORUS

This is the accepted manuscript made available via CHORUS. The article has been published as:

Spin polarization through intersystem crossing in the silicon vacancy of silicon carbide

Wenzheng Dong, M. W. Doherty, and Sophia E. Economou

Phys. Rev. B **99**, 184102 — Published 8 May 2019

DOI: [10.1103/PhysRevB.99.184102](https://doi.org/10.1103/PhysRevB.99.184102)

Spin polarization through Intersystem Crossing in the silicon vacancy of silicon carbide

Wenzheng Dong,^{1,*} M. W. Doherty,² and Sophia E. Economou^{1,†}

¹*Department of Physics, Virginia Tech, Blacksburg, Virginia 24061, USA*

²*Laser Physics Centre, Research School of Physics and Engineering,
Australian National University, Australian Capital Territory 2601, Australia*

Silicon carbide (SiC)-based defects are promising for quantum communications, quantum information processing, and for the next generation of quantum sensors, as they feature long coherence times, frequencies near the telecom, and optical and microwave transitions. For such applications, the efficient initialization of the spin state is necessary. We develop a theoretical description of the spin polarization process by using the intersystem crossing of the silicon vacancy defect, which is enabled by a combination of optical driving, spin-orbit coupling, and interaction with vibrational modes. By using distinct optical drives, we analyze two spin polarization channels. Interestingly, we find that different spin projections of the ground state manifold can be polarized. This work helps to understand initialization and readout of the silicon vacancy and explains some existing experiments with the silicon vacancy center in SiC.

I. INTRODUCTION

Color centers in silicon carbide (SiC) have been of interest over the last several years as candidate platforms alternative to the NV center in diamond for quantum information and sensing applications [1–6]. SiC is attractive due to the following properties: it has a large band gap to host deep defects [7] and benefits from mature fabrication techniques [8]; it is CMOS-compatible [9], and it is cost-effective compared to diamond. The two most studied defects in SiC to date are the divacancy (a missing pair of neighboring Si and C atoms) [10–13] and the monovacancy (a missing Si atom) [14–17]. Both of these vacancy centers have promising features for quantum information applications, such as long spin coherence times, even at room temperature, and both optical and microwave transitions for control [8, 10].

Like the negatively charged NV center in diamond, the divacancy in SiC has six active electrons associated with it, the same total spin and a similar electronic structure. As a result, prior investigations of the NV center in diamond [18, 19] can be used to understand, at least qualitatively, the electronic structure and dynamics of the SiC divacancy. **On the other hand, the single negatively charged Si monovacancy (henceforth referred to as V_{Si}) has five active electrons**, leading to a half-integer total spin ($S = \frac{3}{2}$ in the ground state) and a distinct electronic structure. This high-spin character of V_{Si} can provide additional capabilities of interest in applications. For example, V_{Si} has been used for vector magnetometry [20–22] and all-optical magnetometry [6]. In addition, this defect has been shown to feature a few different transitions for potential use in spin-photon interfaces [23, 24].

A previous work by one of us [25] found the symmetry-adapted multi-particle states of V_{Si} using group theory and DFT. Going beyond the electronic structure and understanding the physics under optical drive and the microscopic mechanisms of the resulting spin polarization (optical pumping) is crucial, both for applications and for a deeper understanding

of the defect. Such an analysis is currently lacking for V_{Si} .

In this paper we address this problem and present a detailed theoretical analysis of the intersystem crossing mechanism and the dynamics of V_{Si} under optical drive. Our work examines the interplay of the physical mechanisms responsible for the generation of spin polarization, namely spin-orbit coupling (SOC) and coupling between the defect electronic states and vibrational modes, and reveals which paths among the many allowed transitions can yield spin polarization. We show that for a thorough description of this process, additional levels, not included in Ref. [25], need to be taken into account. Through numerical simulations of the optical polarization process and comparison to experiment, we can deduce typical values of the intersystem crossing rates. We find that initialization to both the $|S_z| = 3/2$ and the $|S_z| = 1/2$ states can occur, depending on the excited state manifold driven by the laser and the relative relaxation rates among the doublets. Our work provides a microscopic counterpart to phenomenological models that have been used to explain spin polarization experiments in V_{Si} [26].

The paper is structured as follows. In Section II we give a brief introduction to the C_{3v} point group, based on which the many body wave functions are obtained. In Section III, we introduce the concept of intersystem crossing (ISC) and the terms in the Hamiltonian that contribute to ISC in V_{Si} . In Section IV, we demonstrate two optically-driven spin polarization protocols from two distinct channels corresponding to two different excited state manifolds. We simulate numerically the dynamics using a Lindblad equation and show that spin polarization can be obtained efficiently within the ground quartets.

II. OVERVIEW OF C_{3v} SYMMETRY IN V_{Si}

There are two inequivalent vacancy sites in SiC, one hexagonal (h) and one quasi-cubic (k) for the V_{Si} [14]. The local symmetry of V_{Si} in both cases is described by the C_{3v} point group [27] (see Appendix A for more details). Based on the C_{3v} projection formula, we can find the symmetry adapted many body wave functions (i.e., three body in the holes pic-

* dongwz@vt.edu

† economou@vt.edu

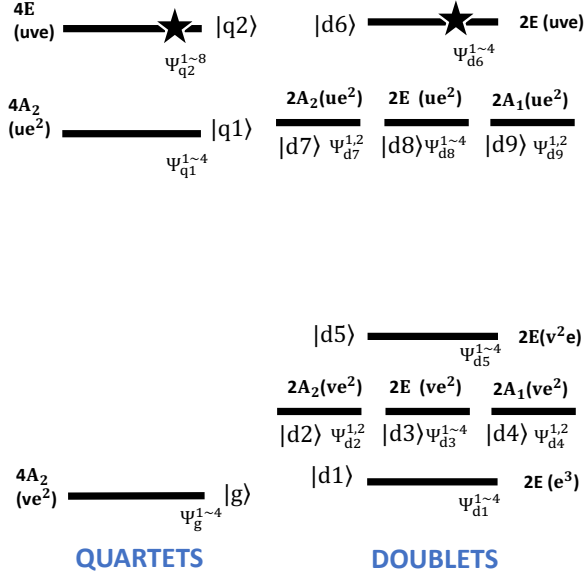


FIG. 1. Electronic configuration characterized by two different total spin numbers. The level spacing is meant to convey qualitatively our current understanding of the ordering of the states, based on the single-particle molecular orbitals. The $d7, d8, d9$ doublets can be mapped from $d2, d3, d4$ under $v \rightarrow u$ orbital transformation (similar to mapping g to $q1$), they are plotted horizontally together for brevity. The \star symbols, which are only on the second excited quartet ($q2$) and the sixth doublet ($d6$), indicate the natural mixture of wave functions incurred by spin-orbit coupling.

III. INTERSYSTEM CROSSING

Intersystem crossing (ISC) is a non-radiative mechanism of transition between electronic states with different spin numbers. For the V_{Si} in SiC, the total spin is either $S = \frac{3}{2}$ (spin quartets) or $S = \frac{1}{2}$ (spin doublets) as shown in Fig. 1. Optical pumping alone cannot realize ISC, as it does not couple states with different total spin or spin projection. The strongest spin changing mechanism is SOC (spin-spin interactions are weaker and will be neglected in our calculation). The SOC not only mixes wave functions within the sub manifold, but also, importantly, couples wave functions from quartets and doublets. To represent the coupling strength, by using the Wigner-Eckart theorem to reduce the result, we can simplify the SOC between any two wave functions to three parameters $\lambda_{\parallel} = -i \langle E | O^{A_2} | E \rangle$, $\lambda_{\perp,1} = \frac{-i}{\sqrt{2}} \langle A_1(v) | O^E | E \rangle$ and $\lambda_{\perp,2} = \frac{-i}{\sqrt{2}} \langle A_1(u) | O^E | E \rangle$ (where O^J is an operator belonging to the J representation of C_{3v}) only, which are quantified in [28]. The symmetry of orbital and spin angular momentum operators are: $(l_x, l_y, s_x, s_y) \mapsto O^E, (l_z, s_z) \mapsto O^{A_2}$. The SOC between quartets and doublets are in Table I. One should note that in Table I we use the mixed wave functions for $q2$ and $d6$ and they have the prime symbols. The actual transition dynamics also contain the phonon-assisted transition (we use the term ‘phonon’ somewhat loosely in this

ture) in terms of the single-particle symmetry adapted molecular orbitals, i.e., e_x, e_y, v and u . This was done in Ref. [25] to find most, but not all, of the states. Here we find the additional states, four doublets labelled $d6 - d9$, which are crucial for the intersystem crossing of the defect. All states are presented in Appendix A and shown in Fig.1.

The spin-orbit coupling (SOC), which couples the symmetry-adapted wave functions both within the degenerate manifolds and from different manifolds, is expressed as :

$$H_{SOC} = \sum_j \vec{l}_j \cdot \vec{s}_j \quad (1)$$

where the \vec{l} and \vec{s} are orbital/spin angular momentum operators and the summation index j is on different particles. We found the SOC mixes the wave functions within $q2$ with each other and those within $d6$ with each other. Wave functions in other manifolds do not mix with each other. and the mixed wave functions (all labelled by prime hereafter) are: $\{\Psi_{q2}^{(1-8)}\} = \{(\Psi_{q2}^2 - i\Psi_{q2}^1)/\sqrt{2}, (\Psi_{q2}^4 + i\Psi_{q2}^3)/\sqrt{2}, \Psi_{q2}^7, \Psi_{q2}^8, \Psi_{q2}^5, \Psi_{q2}^6, (\Psi_{q2}^4 - i\Psi_{q2}^3)/\sqrt{2}, (\Psi_{q2}^2 + i\Psi_{q2}^1)/\sqrt{2}\}$, which were also derived in previous work [25] and $\{\Psi_{d6}^{(1-4)}\} = \{(-\Psi_{d6}^1 + \Psi_{d6}^2)/\sqrt{2}, (\Psi_{d6}^1 + \Psi_{d6}^2)/\sqrt{2}, (-\Psi_{d6}^3 + \Psi_{d6}^4)/\sqrt{2}, (\Psi_{d6}^3 + \Psi_{d6}^4)/\sqrt{2}\}$, which were not found before. In the following context, we always use the mixed states and neglect the prime and star notation on them.

work to refer to both delocalized and localized vibrational modes). Therefore, in this section we focus on how phonons couple to electronic transitions in the ISC process. We follow a similar approach to Goldman et al. [29, 30], while we note that the ISC mechanism in V_{Si} is much more complex than in the NV center due to the larger total spin number and the higher number of energy levels, which enable a larger number of transitions.

The SOC and phonon coupling can be combined to describe the ISC transition rate, therefore each electronic state in the transitional process should be generally dressed by the vibrational state, which we use to label the total state. For example, $|q1, \nu_0\rangle$ represents the first excited quartet in its ground vibrational state. For the ISC starting from a specific quartet to a target doublet, the direct ISC rate is:

$$\Gamma^{(1)} \propto |\lambda_{\perp(1,2)}|^2 \sum_n |\langle \chi_0 | \chi'_{\nu_n} \rangle|^2 \delta(\nu_n - \Delta), \quad (2)$$

where, \propto represents equivalence up to numerical factors from SOC among specific quartet and target doublets, which can be found in Table I. States $|\chi_0\rangle$ and $|\chi'_{\nu_n}\rangle$ are the ground vibrational state of the quartet and an excited vibrational state of the target doublet respectively; ν_n is the energy separating the excited vibrational level of the doublet and its ground vibrational state; Δ is the energy difference between $q1$ and the target doublet when both are at their ground vibrational

TABLE I. SOC between quartets and doublets (we used the SOC mixed $q2$ and $d6$, labeled as prime). The SOC with $\pm(\mp)$ signs of $\Psi_{di(dj)}$ represents $+(-)$ for Ψ_{di} and $-(+)$ for Ψ_{dj} .

	Ψ_g^1	Ψ_g^2	Ψ_g^3	Ψ_g^4	Ψ_{q1}^1	Ψ_{q1}^2	Ψ_{q1}^3	Ψ_{q1}^4	$\Psi_{q2}^{\prime 1}$	$\Psi_{q2}^{\prime 2}$	$\Psi_{q2}^{\prime 3}$	$\Psi_{q2}^{\prime 4}$	$\Psi_{q2}^{\prime 5}$	$\Psi_{q2}^{\prime 6}$	$\Psi_{q2}^{\prime 7}$	$\Psi_{q2}^{\prime 8}$
Ψ_{d1}^1	$-\lambda_{\perp 1}$	$-\lambda_{\perp 1}$	0	0	$-\lambda_{\perp 2}$	$-\lambda_{\perp 2}$	0	0	0	0	0	0	0	0	0	0
Ψ_{d1}^2	$i\lambda_{\perp 1}$	$-i\lambda_{\perp 1}$	0	0	$i\lambda_{\perp 2}$	$-i\lambda_{\perp 2}$	0	0	0	0	0	0	0	0	0	0
Ψ_{d1}^3	0	0	$\frac{i\lambda_{\perp 1}}{\sqrt{3}}$	$-\frac{\lambda_{\perp 1}}{\sqrt{3}}$	0	0	$\frac{i\lambda_{\perp 2}}{\sqrt{3}}$	$-\frac{\lambda_{\perp 2}}{\sqrt{3}}$	0	0	0	0	0	0	0	0
Ψ_{d1}^4	0	0	$-\frac{i\lambda_{\perp 1}}{\sqrt{3}}$	$-\frac{\lambda_{\perp 1}}{\sqrt{3}}$	0	0	$-\frac{i\lambda_{\perp 2}}{\sqrt{3}}$	$-\frac{\lambda_{\perp 2}}{\sqrt{3}}$	0	0	0	0	0	0	0	0
$\Psi_{d2(d7)}^1$	0	0	0	0	0	0	0	0	0	0	$\pm \frac{i\lambda_{\perp 2}}{3\sqrt{2}}$	$\mp \frac{i\lambda_{\perp 2}}{3\sqrt{2}}$	0	0	0	$\frac{i\lambda_{\perp 2}}{\mp\sqrt{3}}$
$\Psi_{d2(d7)}^2$	0	0	0	0	0	0	0	0	0	0	$\pm \frac{\lambda_{\perp 2}}{3\sqrt{2}}$	$\pm \frac{\lambda_{\perp 2}}{3\sqrt{2}}$	0	0	0	$\frac{i\lambda_{\perp 2}}{\mp\sqrt{3}}$
$\Psi_{d3(d8)}^1$	0	0	0	0	0	0	0	0	$\pm i\lambda_{\perp 2}$	$\pm\lambda_{\perp 2}$	0	0	0	0	0	0
$\Psi_{d3(d8)}^2$	0	0	0	0	0	0	0	0	$\mp i\lambda_{\perp 2}$	$\mp\lambda_{\perp 2}$	0	0	0	0	0	0
$\Psi_{d3(d8)}^3$	0	0	0	0	0	0	0	0	0	0	0	0	0	$\frac{\sqrt{2}\lambda_{\perp 2}}{\pm\sqrt{3}}$	0	0
$\Psi_{d3(d8)}^4$	0	0	0	0	0	0	0	0	0	0	0	0	$\frac{\sqrt{2}\lambda_{\perp 2}}{\mp\sqrt{3}}$	0	0	0
$\Psi_{d4(d9)}^1$	0	0	$\frac{4i}{\sqrt{6}}\lambda_{\parallel}(0)$	0	0	0	$0(\frac{4i}{\sqrt{6}}\lambda_{\parallel})$	0	0	0	$\pm \frac{\lambda_{\perp 2}}{\sqrt{6}}$	$\mp \frac{\lambda_{\perp 2}}{\sqrt{6}}$	0	0	0	$\pm\lambda_{\perp 2}$
$\Psi_{d4(d9)}^2$	0	0	0	$-\frac{4i}{\sqrt{6}}\lambda_{\parallel}(0)$	0	0	0	$0(-\frac{4i}{\sqrt{6}}\lambda_{\parallel})$	0	0	$\pm \frac{i\lambda_{\perp 2}}{\sqrt{6}}$	$\pm \frac{i\lambda_{\perp 2}}{\sqrt{6}}$	0	0	$\mp\lambda_{\perp 2}$	0
Ψ_{d5}^1	$-i\lambda_{\perp 1}^{\dagger}$	$-i\lambda_{\perp 1}^{\dagger}$	0	0	0	0	0	0	0	0	0	0	0	0	0	0
Ψ_{d5}^2	$\lambda_{\perp 1}^{\dagger}$	$-\lambda_{\perp 1}^{\dagger}$	0	0	0	0	0	0	0	0	0	0	0	0	0	0
Ψ_{d5}^3	0	0	$\frac{\lambda_{\perp 1}^{\dagger}}{\sqrt{3}}$	$\frac{i\lambda_{\perp 1}^{\dagger}}{\sqrt{3}}$	0	0	0	0	0	0	0	0	0	0	0	0
Ψ_{d5}^4	0	0	$-\frac{\lambda_{\perp 1}^{\dagger}}{\sqrt{3}}$	$\frac{i\lambda_{\perp 1}^{\dagger}}{\sqrt{3}}$	0	0	0	0	0	0	0	0	0	0	0	0
Ψ_{d6}^1	$\frac{\sqrt{3}}{2}\lambda_{\perp 2}^{\dagger}$	$\frac{\sqrt{3}}{2}\lambda_{\perp 2}^{\dagger}$	0	0	$\frac{\sqrt{3}}{2}\lambda_{\perp 1}^{\dagger}$	$\frac{\sqrt{3}}{2}\lambda_{\perp 1}^{\dagger}$	0	0	0	0	0	0	0	0	0	0
Ψ_{d6}^2	$\frac{\lambda_{\perp 2}^{\dagger}}{-2\sqrt{3}}$	$-\frac{\lambda_{\perp 2}^{\dagger}}{2\sqrt{3}}$	0	0	$\frac{\lambda_{\perp 1}^{\dagger}}{2\sqrt{3}}$	$\frac{\lambda_{\perp 1}^{\dagger}}{2\sqrt{3}}$	0	0	0	0	0	0	$\frac{2\lambda_{\parallel}}{3}$	0	0	0
Ψ_{d6}^3	$\frac{i\sqrt{3}}{-2}\lambda_{\perp 2}^{\dagger}$	$\frac{i\sqrt{3}}{2}\lambda_{\perp 2}^{\dagger}$	0	0	$\frac{i\sqrt{3}}{-2}\lambda_{\perp 1}^{\dagger}$	$\frac{i\sqrt{3}}{2}\lambda_{\perp 1}^{\dagger}$	0	0	0	0	0	0	0	0	0	0
Ψ_{d6}^4	$\frac{i\lambda_{\perp 2}^{\dagger}}{2\sqrt{3}}$	$-\frac{i\lambda_{\perp 2}^{\dagger}}{2\sqrt{3}}$	0	0	$-\frac{i\lambda_{\perp 1}^{\dagger}}{2\sqrt{3}}$	$\frac{i\lambda_{\perp 1}^{\dagger}}{2\sqrt{3}}$	0	0	0	0	0	0	0	$\frac{2\lambda_{\parallel}}{3}$	0	0

states ($\Delta = \epsilon_{q1} - \epsilon_d$). The above formula only captures the unexcited (ground) vibrational mode for $q1$ while an excited version can be derived similarly (Eq. (B4)). Generally, the strength of the ISC depends on the energy difference Δ between initial and final states; the ISC will be weak if Δ is too large for the vibrational modes to overcome. In terms of the energy separation to the excited quartets, we can classify the doublets into two groups $\{d6, d7, d8, d9\}$ and $\{d1, d2, d3, d4\}$ depending on their orbital configurations.

Generally, phonons do couple different electronic states. We can represent the electron-phonon interaction as:

$$H_{e\text{-ph}} = \sum_{p,k} V_{\text{ph}}^p \delta_{p,k} (a_{p,k}^{\dagger} + a_{p,k}), \quad (3)$$

where the projectors on single orbitals (Appendix B) give rise to the projector V_{ph}^p among symmetry-adapted wave functions, and $\delta_{p,k}$ is the phonon coupling rate (also shown in Eq. (B1)); $a_{p,k}$ and $a_{p,k}^{\dagger}$ are the annihilation and creation operators with wave vector k and polarization p . In Fig. 2, based on the application of selection rules, we show the permitted phononic transitions among some representative doublets in terms of phonon symmetry type. The possible phononic transitions within doublets assist the dynamics of ISC, e.g. in Section IV, two doublets $d6$ and $d4$ contribute to the ISC dynamics to realize spin polarization. Phonons of E symmetry couple $d6$ and $d4$, and within the interaction Hamiltonian we find the projectors for the symmetry-adapted wave functions to be:

$$V_{\text{ph}}^1 = -i\frac{\sqrt{3}}{4} |\Psi_{d6}^{\prime 1}\rangle \langle \Psi_{d4}^1| + i\frac{\sqrt{3}}{4} |\Psi_{d6}^{\prime 2}\rangle \langle \Psi_{d4}^1| \\ + i\frac{\sqrt{3}}{4} |\Psi_{d6}^{\prime 3}\rangle \langle \Psi_{d4}^2| - i\frac{\sqrt{3}}{4} |\Psi_{d6}^{\prime 4}\rangle \langle \Psi_{d4}^2| \quad (4)$$

$$V_{\text{ph}}^2 = \frac{\sqrt{3}}{4} |\Psi_{d6}^{\prime 1}\rangle \langle \Psi_{d4}^1| - \frac{\sqrt{3}}{4} |\Psi_{d6}^{\prime 2}\rangle \langle \Psi_{d4}^1| \\ + \frac{\sqrt{3}}{4} |\Psi_{d6}^{\prime 4}\rangle \langle \Psi_{d4}^2| - \frac{\sqrt{3}}{4} |\Psi_{d6}^{\prime 5}\rangle \langle \Psi_{d4}^2|. \quad (5)$$

Once the phononic density of states is calculated, the above projectors along with Eq. (2) can quantify the rate. ISC through other doublets not accessible by SOC can occur through an indirect (2nd order) process. For instance, $q1$ and $d4$ are not directly coupled by SOC, but they are indirectly coupled as $q1 \rightarrow d6 \rightarrow d4$. The $q1 \rightarrow d6$ transition is enabled by SOC.

The second part of the transition can occur through relaxation via emission of either phonons, photons, or both. In the case of only phonon-mediated relaxation, schematically shown in Fig. 3(a), E phonons are involved:

$$\sum_m |q1, \chi_m\rangle \xrightarrow{\text{SOC}} \sum_n |d6, \chi_n\rangle \xrightarrow{\text{phonon}} \sum_l \sum_{p,q} \sum_{\pm 1} |d4, \chi_l\rangle.$$

Using the second order Fermi golden rule, in this scenario we obtain the second order ISC rate as (see Appendix B):

$$\Gamma^{(2)} \propto |\lambda_{\perp 2}|^2 \sum_{m,l,p,q} \left[\left| \sum_n \frac{\tilde{\delta}_{pk} \langle \chi_n | \chi_m \rangle \sqrt{n_{p,q} + 1} \langle \chi_l | \chi_n^+ \rangle}{\Delta_6 + \nu_m - \nu_n - \omega_{p,q}} \right|^2 \delta(\Delta_4 + \nu_m - \nu_n - \omega_{p,q}) \right. \\ \left. + \left| \sum_n \frac{\tilde{\delta}_{pk} \langle \chi_n | \chi_m \rangle \sqrt{n_{p,q}} \langle \chi_l | \chi_n^- \rangle}{\Delta_6 + \nu_m - \nu_n + \omega_{p,q}} \right|^2 \delta(\Delta_4 + \nu_m - \nu_n + \omega_{p,q}) \right], \quad (6)$$

where $\Delta_{(4,6)} = \epsilon_{q1} - \epsilon_{d(4,6)}$.

The relaxation between doublets can also include a spontaneous photon emission, with either A_1 or E symmetry (polarization along z or in the xy plane respectively), as indicated in Fig. 3(b). Such a process is most likely the dominant mechanism for relaxation between doublets from the group $\{d6, d7, d8, d9\}$ and those from $\{d1, d2, d3, d4\}$, compared to a purely phonon-driven scenario, due to the large energy difference between the groups. This is analogous to the inter-system crossing and spin polarization cycle in the NV center in diamond, where an optical transition between singlets has been observed [31, 32].

IV. SPIN POLARIZATION VIA OPTICALLY DRIVEN ISC

The optically-assisted spin polarization dynamics have been analyzed in the NV center, and the associated microscopic mechanisms have been identified and quantified [29, 30, 33]. Here, we use our model from the previous section to construct similar spin-polarization protocols for V_{Si} . As the quartets have two excited manifolds, i.e., the first excited quartet $q1$ and the second excited quartet $q2$, ISC can occur either between $q1$ and doublets or between $q2$ and doublets. We first explore the first ISC from $q1$.

A. First spin polarization channel: from $q1$ to g

Based on the calculated spin-orbit coupling matrix elements from Table I, we find that the first ISC from $q1$ occurs to doublets $d1$, $d6$ and $d9$, while other doublets are not directly coupled to $q1$ (see Fig.3).

Following the method in Section III the corresponding $q1$ to $d6$ transition rate is:

$$\Gamma_{q1-d6} \propto |\lambda_{\perp 2}|^2 \sum_n^{\in\{d6\}} |\langle \chi_0 | \chi_{\nu_n} \rangle|^2 \delta(\nu_n - \Delta_{q1,d6}) \quad (7)$$

where, $\langle \chi_0 | \chi_{\nu_n} \rangle$ is the overlap of states between phonon ground states and excited states. Similarly, the $d4$ to g transition rate is:

$$\Gamma_{d4-g} \propto |\lambda_{\parallel}|^2 \sum_n^{\in\{d4\}} |\langle \chi_0 | \chi_{\nu'_n} \rangle|^2 \delta(\nu'_n - \Delta_{d4,g}), \quad (8)$$

This transition rate is nonzero only for the $|S_z| = \frac{1}{2}$ g states.

The same approach can be applied to $d1$ to obtain a similar equation. However the transition from $q1$ to $d6$ is presumably much stronger than that from $q1$ to $d1$ as both $d6$ and $q1$ states have uve orbital configurations and, more importantly, $d6$ is energetically much closer to $q1$, whereas the vibrational modes of $d1$ cannot compensate for the large $\Delta_{q1,d1}$, making the transition rate much weaker. Moreover, the $q1 \rightarrow d1 \rightarrow g$ and $q1 \rightarrow d6 \rightarrow g$ ISC channels feature a spin-conserving mechanism, i.e., the spin projection of g states will be preserved after the cycle. Therefore there does not exist a single doublet that can be used in a three-level model to polarize the ground state. This conclusion is consistent with experimental results [26]. This phenomenon can be explained by the similar symmetry of g (ve^2) and $q1$ (ue^2) states: both v and u have A_1 symmetry and the g can be mapped to $q1$ by changing orbital v to u , so for a specific doublet, the selection rule applies equivalently for ground and $q1$ wave functions. In Ref. [26], a four-level model was proposed to explain the transition. Here, based on our work, we can assign either $d3$ or $d9$ to their metastable level and the population from the metastable levels can be removed either optically or through phonon or photon assisted decay to lower doublets.

For a complete, microscopic model of spin polarization through the excited manifold $q1$, we consider all the possible transitions between the high energy doublets and those with lower energy. Among the high energy doublets, $d9$ ($d6$) can couple to $d4$ by A_1 (E) symmetry relaxation, as discussed above and illustrated in Fig. 3. We consider different possible combinations of photon and phonon symmetry for a transition with a given symmetry. For example, for a transition with E character, one possibility is that $E(\text{total}) = A_1(\text{photon}) \otimes E(\text{phonon})$ and another is $E(\text{total}) = E(\text{photon}) \otimes A_1(\text{phonon})$. We believe that the former option is more likely, as it resembles the NV case. In fact, we speculate that even a similar vibrational mode as in NV-diamond may be involved in the case of V_{Si} (see the discussion in subsection C below).

There are two low-lying doublet states, $d1$ and $d4$, that directly connect to the ground state manifold. Since we do not know the ordering of these states, we will consider two models, each corresponding to one of these doublets directly relaxing to the ground state. We will then unify the two models by making the physically reasonable assumption that within the doublet manifolds the states thermalize.

We begin by analyzing the case of direct relaxation of $d4$ to g . As $d4$ only couples to the $|S_z| = \frac{1}{2}$ in the g quartet (Eq. (8)), by using $d6$ and $d4$ as the intermediate states, we find a way that the $q1$ state with spin $|S_z| = \frac{3}{2}$ can transition to the g states with $|S_z| = \frac{1}{2}$ while the reverse transition does not

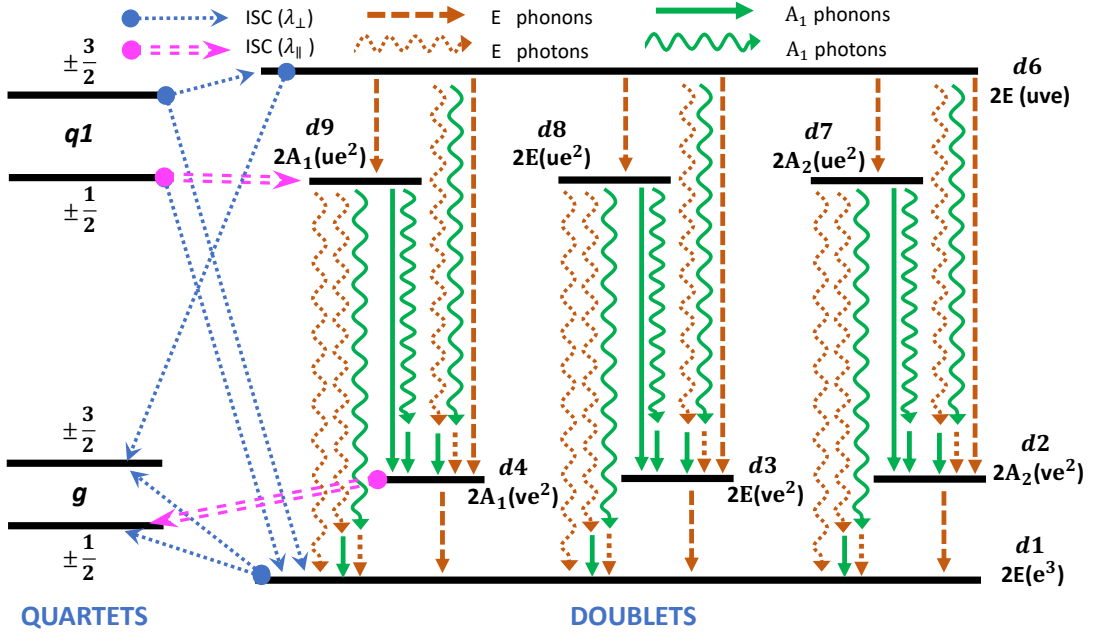


FIG. 2. Selection rules for the inter-doublet relaxation process, which is accompanied by the emission of a phonon or a photon (or both). Photon emission process is represented by curly lines and phonon process by straight lines for A_1 (green/solid) and E (brown/dashed or dotted). For transitions with large energy difference, phonon process alone is unlikely. The more physical case involves a combination of photon and phonon process.

occur, realizing a spin-flipping process:

$$\gamma_{|\frac{3}{2}| \rightarrow |\frac{1}{2}|} \gg \gamma_{|\frac{1}{2}| \rightarrow |\frac{3}{2}|} \approx 0. \quad (9)$$

Based on the spin-flipping ISC from $q1$ to $d4$, $d6$ and $d9$ doublets, we construct the first spin polarization protocol. The doublets involved could be effectively reduced to $d4$, $d6$ and $d9$ (Fig. 4).

The states evolve according to the Lindblad equation:

$$\dot{\rho}(t) = -i[H, \rho(t)] + \sum_k (L_k \rho(t) L_k^\dagger - \frac{1}{2} \{L_k^\dagger L_k, \rho(t)\}), \quad (10)$$

where the model includes two states ($|S_z| = \frac{3}{2}$ and $\frac{1}{2}$) from each quartet g and $q1$ and one state from each of the doublets $d4$, $d6$, and $d9$, hence it is seven dimensional. We consider resonant drive between g and $q1$, and define Ω to be the Rabi frequency. The Lindblad operators L_k , which are given in Appendix C, contain the ISC rates and spontaneous emission rate. We fix the optical drive strength $\Omega = 1/6.1 \text{ ns}^{-1}$ and the spontaneous emission rate $\gamma_0 \approx \Omega$. Using an ISC rate value comparable to 7.6 ns which was deduced in Ref. [26], we find that spin polarization can occur in several hundreds of nanoseconds, as shown in Fig. 5. (the steady state shows around 40% population on the excited $|S_z| = \frac{1}{2}$, which, once the pumping is turned off, is transferred to ground $|S_z| = \frac{1}{2}$ under spin conserving spontaneous emission). Then the final polarization of $|S_z| = \frac{1}{2}$ within the ground quartet should approach 100%. The timescale of several hundreds of ns is consistent with experiment [8, 22].

An alternative scenario to what is described above is that $d4$ first relaxes to $d1$, which in turn relaxes to the ground state.

This mechanism assumes that $d4$ has higher energy, something that is not known yet. Because of the limited information about these doublets, we consider this channel as a possibility as well, as shown in Fig. 6. Solving a Lindblad equation as before, in this case, we find that the other spin projection states ($|S_z|=3/2$) are polarized, albeit not fully, since a considerable fraction of the population remains in the $|S_z|=1/2$ states, see Fig. 7.

We now turn to the scenario where thermalization is allowed within the doublet manifold. In this case, as shown in Fig. 8, we can reduce the problem to a five-level model, where each doublet manifold enters as a single state. We define the following rates:

$$\begin{aligned} \tilde{\gamma}_1 &= \gamma_{q1, |\frac{1}{2}| \rightarrow d9} \\ \tilde{\gamma}_2 &= \gamma_{q1, |\frac{3}{2}| \rightarrow d6} \\ \tilde{\gamma}_3 &= Z^{-1} \left(e^{-\beta E_{d4}} \gamma_{d4 \rightarrow g, |\frac{1}{2}|} + e^{-\beta E_{d1}} \gamma_{d1 \rightarrow g, |\frac{1}{2}|} \right) \\ \tilde{\gamma}_4 &= Z^{-1} e^{-\beta E_{d1}} \gamma_{d1 \rightarrow g, |\frac{3}{2}|}, \end{aligned} \quad (11)$$

where $\beta = 1/k_B T$ and $Z = \sum_{j=1}^4 e^{-\beta E_{d_j}}$. The five-level model can be expressed as

$$\frac{dp}{dt} = Mp, \quad (12)$$

where p is a vector containing the population of each of the

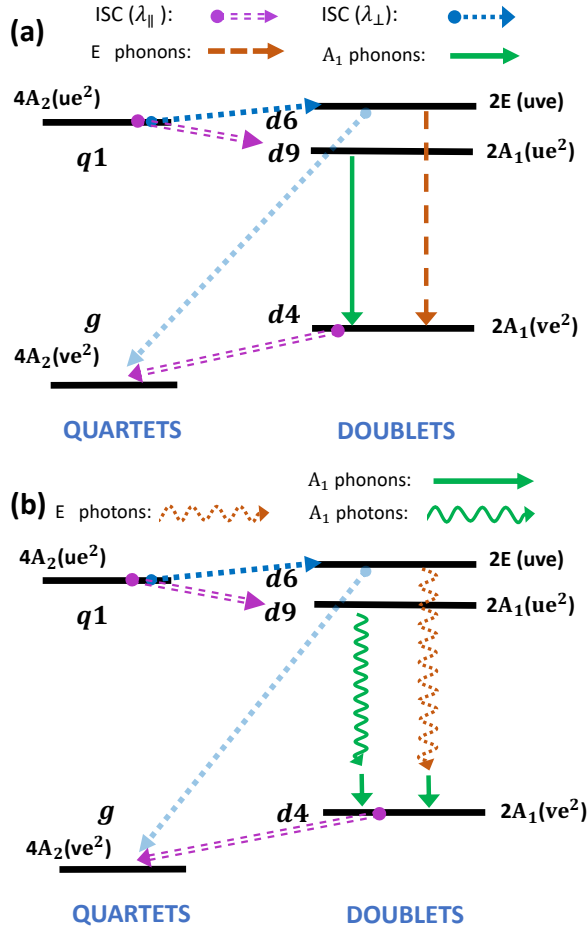


FIG. 3. ISC channel starting from $q1$ involving different photon and phonon emissions. States $d6$ and $d9$ couple to $d4$ by (a) phonons or (b) spontaneous photon emission along with phonon emission. States $d9$ and $d4$ are coupled with A_1 symmetry and $d6$ and $d4$ are coupled with E symmetry.

five levels and

$$M = \begin{pmatrix} -\Omega & \gamma_0 & 0 & 0 & \tilde{\gamma}_3 \\ \Omega & -(\gamma_0 + \tilde{\gamma}_1) & 0 & 0 & 0 \\ 0 & 0 & -\Omega & \gamma_0 & \tilde{\gamma}_4 \\ 0 & 0 & \Omega & -(\gamma_0 + \tilde{\gamma}_2) & 0 \\ 0 & \tilde{\gamma}_1 & 0 & \tilde{\gamma}_2 & -(\tilde{\gamma}_3 + \tilde{\gamma}_4) \end{pmatrix}.$$

Using the fact that $\sum_{j=1}^5 p_j = 1$, we define $p' = (p_1, p_2, p_3, p_4)$, and the equation describing the probabilities as a function of time is

$$\frac{dp'}{dt} = \mathcal{M}p' + v, \quad (13)$$

where

$$\mathcal{M} = \begin{pmatrix} -\Omega - \tilde{\gamma}_3 & \gamma_0 - \tilde{\gamma}_3 & -\tilde{\gamma}_3 & -\tilde{\gamma}_3 \\ \Omega & -(\gamma_0 + \tilde{\gamma}_1) & 0 & 0 \\ -\tilde{\gamma}_4 & -\tilde{\gamma}_4 & -\Omega - \tilde{\gamma}_4 & \gamma_0 - \tilde{\gamma}_4 \\ 0 & 0 & -\Omega & -(\gamma_0 + \tilde{\gamma}_2) \end{pmatrix}$$

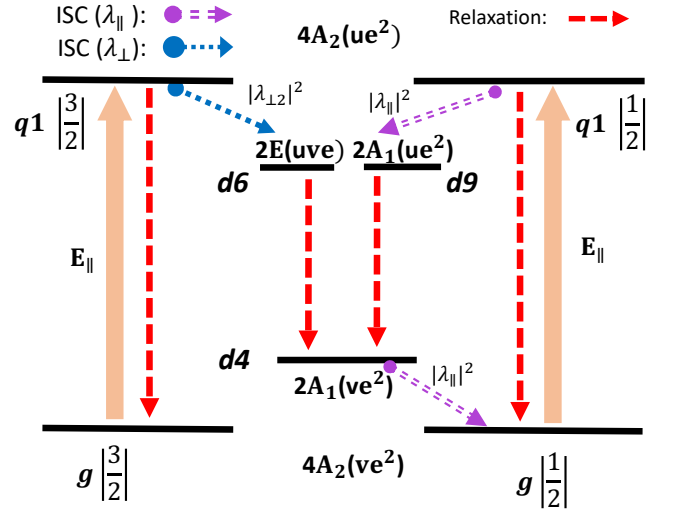


FIG. 4. Spin polarization protocol for $g - q1$ quartets by optical pumping. The E_{\parallel} type optical pumping drives the ground to the excited quartet ($q1$). ISC couples $q1$ and $d6$, spontaneous photon emission takes $d6$ to $d4$, which is also coupled to the ground quartet. Due to the strong spontaneous emission between the two quartets and the large $q1 - d1$ energy separation for ISC, the indirect transition via $d1$ can be neglected.

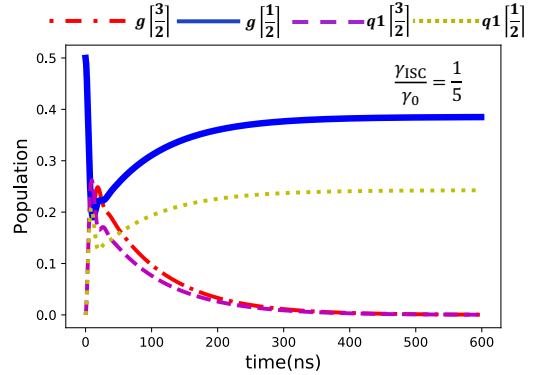


FIG. 5. Spin polarization dynamics for the first protocol by using optical pumping between g and $q1$ quartets and assuming that the decay from doublet $d4$ dominates relaxation back into the ground state. The ratio of the ISC and spontaneous emission rates is taken to be $\frac{1}{5}$. Quartet g with $|S_z| = \frac{1}{2}$ (blue/solid line) will be populated asymptotically. Once the laser is off, it is close to 100% populated.

and $v = (\tilde{\gamma}_3, 0, \tilde{\gamma}_4, 0)$. Focusing on the steady-state solution, we have $p'_{ss} = -\mathcal{M}^{-1}v$, from which we find that the steady-state probability of the ground state with projection $S_z = |1/2\rangle$ is

$$p_{g,|1/2\rangle} = \frac{\tilde{\gamma}_2 \tilde{\gamma}_3}{\tilde{\gamma}_1 \tilde{\gamma}_2 + \tilde{\gamma}_1 \tilde{\gamma}_4 + \tilde{\gamma}_2 \tilde{\gamma}_3}. \quad (14)$$

The above demonstrates that the steady state probability of the $|1/2\rangle$ can be vanishingly small (i.e., polarization into $|3/2\rangle$) if the product $\tilde{\gamma}_2 \tilde{\gamma}_3$ of the upper ISC rate out of the $|3/2\rangle$ and the lower ISC rate into $|1/2\rangle$ is small. Alternatively, there will be polarization into $|1/2\rangle$ if this product of rates is much

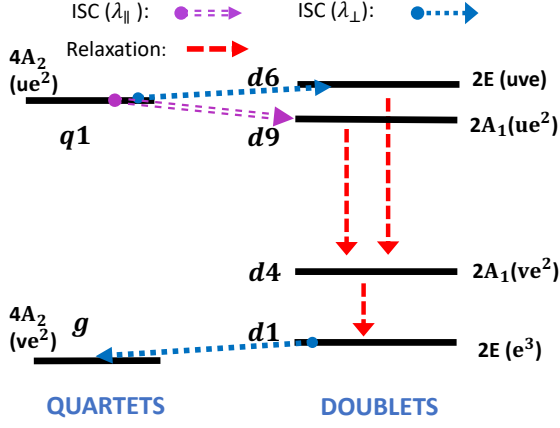


FIG. 6. ISC channel starting from $q1$ involving different photon and phonon emissions. States $d6$ and $d9$ couple to $d4$ by (a) phonons or (b) spontaneous photon emission along with phonon emission. States $d9$ and $d4$ are coupled with A_1 symmetry and $d6$ and $d4$ are coupled with E symmetry.

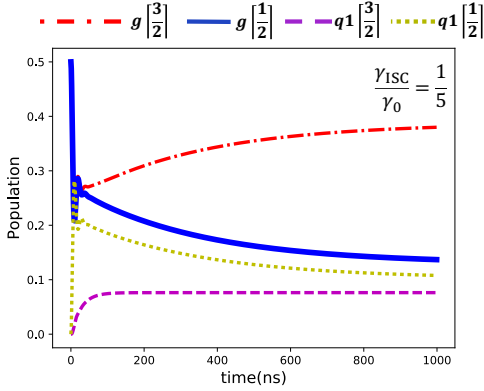


FIG. 7. Spin polarization dynamics for the first protocol by using optical pumping between g and $q1$ quartets and assuming that the decay from doublet $d1$ dominates relaxation back into the ground state. The ratio of the ISC and spontaneous emission rates is taken to be $\frac{1}{5}$. Quartet g with $|S_z| = \frac{3}{2}$ (red/dotted-dashed line) will be predominantly populated.

larger than the other products of ISC rates in the denominator.

B. Second spin polarization channel: from $q2$ to g

ISC also occurs via the second excited quartet $q2$, and can also lead to ground-state spin polarization. The physics of the ISC from $q2$ is more complicated compared to that from $q1$. One qualitative difference between the two cases is that there exists a doublet ($d4$) which couples to $q2$ and g simultaneously and has spin-flipping transitions. Therefore, we could construct a three-level model accordingly (Fig. 9). However, the energy conservation would require phonons that match the large frequencies of the transitions. Therefore, this model is less likely compared to a four- (or more) level model for spin polarization via $q2$. We find that all doublets

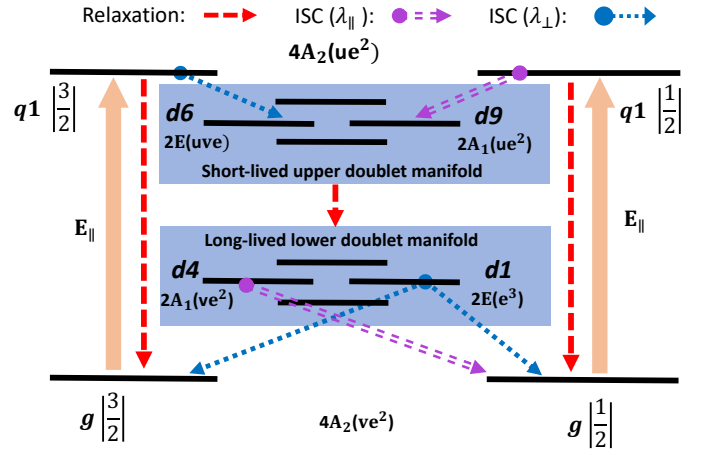


FIG. 8. Spin polarization dynamics for the first protocol by using optical pumping between g and $q1$ quartets and considering a fast thermalization within the doublet manifolds, leading to an effective five-level model.

in $\{d6, d7, d8, d9\}$ can couple to $q2$ directly and, due to their orbital configuration, we should not ignore any of them. As discussed above, $d7$, $d8$ and $d9$ can couple to their isomorphic states $d2$, $d3$ and $d4$ respectively, by A_1 symmetry relaxation. As states $d2$, $d3$ and $d4$ share the same orbital configurations and therefore their energy difference should be comparatively small, $d6$ can couple to each of them through E relaxation. Again, we assume an E photon and A_1 phonon as the more plausible combination, shown in Fig.9 (b). On the other hand, unlike $d4$, $d2$ and $d3$ do not couple to g directly, but indirectly through $d1$. Therefore, the ISC and spin polarization protocol of $q2$ is quite complex, as is illustrated in Fig. 9.

To explain the spin polarization mechanism, we need to specify how the spin-flipping process occurs among the complex ISCs. We demonstrate all the possible transitions in Fig. 9 and compare their relative strengths. We can focus on the doublets that couple to g quartets directly, i.e. $d1$ and $d4$. We find that transitions from $\Psi_{q2}^{(3-6)}$ to g through $d4$ are spin conserving and transitions from $\Psi_{q2}^{(7,8)}$ to g through $d4$ are spin flipping, which is in contrast to that in the first spin polarization protocol. The remaining ISCs within this protocol go through $d1$. We find that $d2$ and $d3$ can couple to both $|S_z| = \frac{3}{2}$ and $|S_z| = \frac{1}{2}$ of g , hence transitions via $d1$ are mixtures of spin conserving and spin flipping. Next, we need to compare the spin-flipping process with opposite directions:

$$\begin{aligned} \gamma_{|\frac{3}{2}\rangle \rightarrow |\frac{1}{2}\rangle} &= \sum_i \gamma_{|\frac{3}{2}\rangle \rightarrow |\frac{1}{2}\rangle}^i \\ &= \gamma_{|\frac{3}{2}\rangle \rightarrow |\frac{1}{2}\rangle}^{(d2, d1)} + \gamma_{|\frac{3}{2}\rangle \rightarrow |\frac{1}{2}\rangle}^{(d3, d1)} + \gamma_{|\frac{3}{2}\rangle \rightarrow |\frac{1}{2}\rangle}^{(d4)} \end{aligned} \quad (15)$$

$$\begin{aligned} \gamma_{|\frac{1}{2}\rangle \rightarrow |\frac{3}{2}\rangle} &= \sum_i \gamma_{|\frac{1}{2}\rangle \rightarrow |\frac{3}{2}\rangle}^i \\ &= \gamma_{|\frac{1}{2}\rangle \rightarrow |\frac{3}{2}\rangle}^{(d2, d1)} + \gamma_{|\frac{1}{2}\rangle \rightarrow |\frac{3}{2}\rangle}^{(d3, d1)} \end{aligned} \quad (16)$$

where, $\gamma_{|\frac{3}{2}\rangle \rightarrow |\frac{1}{2}\rangle}^{(d2, d1)}$ for example, represents the transitions from $|S_z| = \frac{3}{2}$ to $|S_z| = \frac{1}{2}$ going through $d2$ and $d1$. But compar-

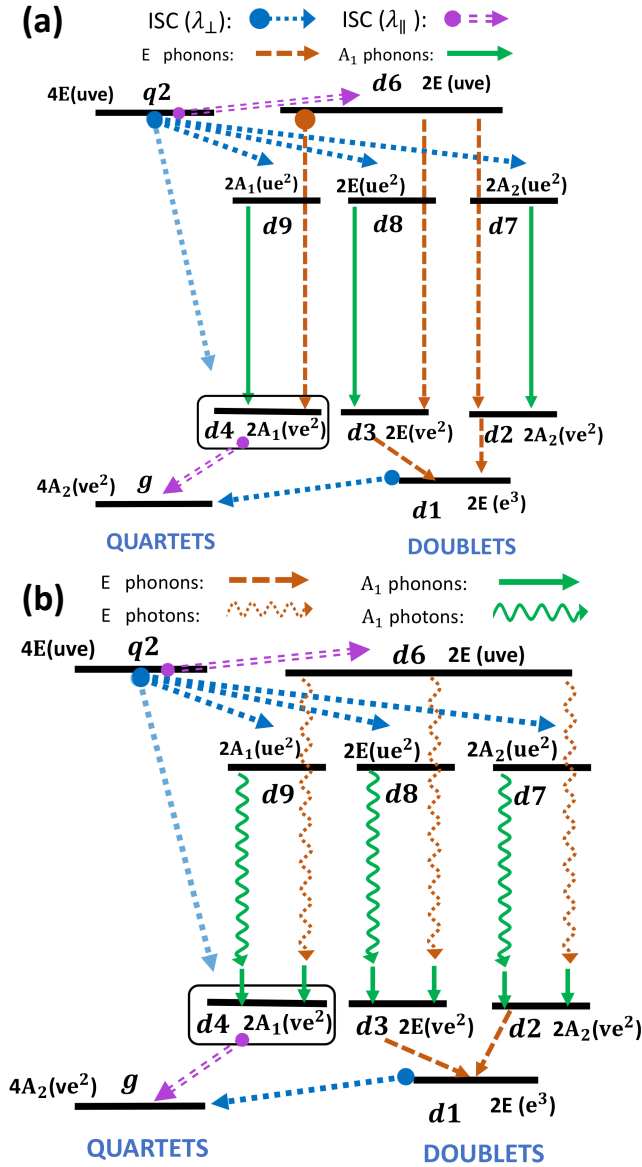


FIG. 9. Doublet $d4$ is the only state which couples to $q2$ and g simultaneously and has spin flipping transitions, allowing for a simple three-state model of spin polarization. Starting from $q2$, a more likely channel involves intermediate states $d6$, $d7$, $d8$ and $d9$ and through phonons and optical spontaneous emission, these states can couple to $d2$, $d3$ and $d4$ respectively. Doublet $d6$ can couple to $d2$, $d3$ and $d4$. Both $d2$ and $d3$ relax to the g quartet indirectly through $d1$. As in the $q1$ channel, we indicate (a) phonon-only processes and (b) photon-phonon combined processes, with the latter more likely to happen.

ing those two groups of spin-flipping transitions is challenging due to the complex paths they take and the difficulty of quantifying their strengths. One crucial example is the transition from $d6$ to $d4$ and that from $d9$ to $d4$: even if we can express their transition rates by referring to equations in Section III, their relative ratio requires the knowledge of the density of states of their vibrational modes. To the best of our knowl-

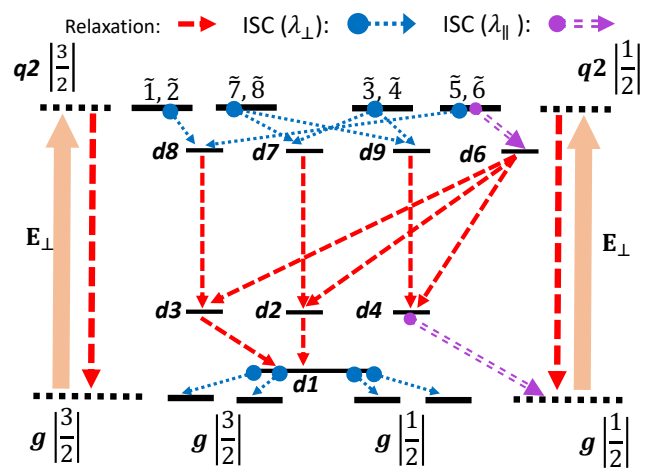


FIG. 10. ISC from $q2$ to several doublets and finally to the ground quartet. For the doublets directly coupled to g , both $d4$ and $d1$ are mixture of spin-flipping and spin conserving processes. The E_{\perp} laser drives the system from g to $q2$.

edge, there are no first principles calculations available from which to obtain these parameters.

In the absence of further inputs from *ab initio* calculations, we simplify the model with some reasonable assumptions. We focus on the $d2$, $d3$ and $d4$ doublets and ignore the higher doublets as these three determine the coupling to the g quartets. Following the same approach as the first spin polarization protocol, we use Lindblad equations to describe the dynamics of this model, where we vary the ISC rates to $d2$, $d3$ and $d4$. Interestingly, in this case the system can be polarized in either spin projection state, $|S_z\rangle = \frac{1}{2}$ or $|S_z\rangle = \frac{3}{2}$, depending on the relative strength of the rates, as shown in Fig 11 (a) and (c) respectively. This can be due to the different SOC strengths between the g quartets and the three doublets, where $d2$ and $d3$ preferentially relax to $|S_z\rangle = \frac{3}{2}$, while $d4$ relaxes to $|S_z\rangle = \frac{1}{2}$ only. When the rates exactly balance each other no polarization is generated, as shown in Fig 11 (b). We note that $q2$ states split under axial SOC [25], presumably with splittings in the GHz range [23, 34], so in principle a spectrally narrow laser could realize selective pumping and create spin polarization irrespective of the relative rates.

C. Vibrational modes

Knowledge of the vibrational mode spectrum and density of states would allow us to refine our ISC models and quantify the rates. As a result, we would be able to predict with more certainty which states in the ground state manifold are preferentially populated through excitation of the two excited manifolds, $q1$ and $q2$. This information can be obtained by first principles calculations. In the absence of such calculations in the literature, we can speculate based on experimental results. For example, it seems that a similar A_1 mode found theoretically [35] and seen experimentally [32] in the

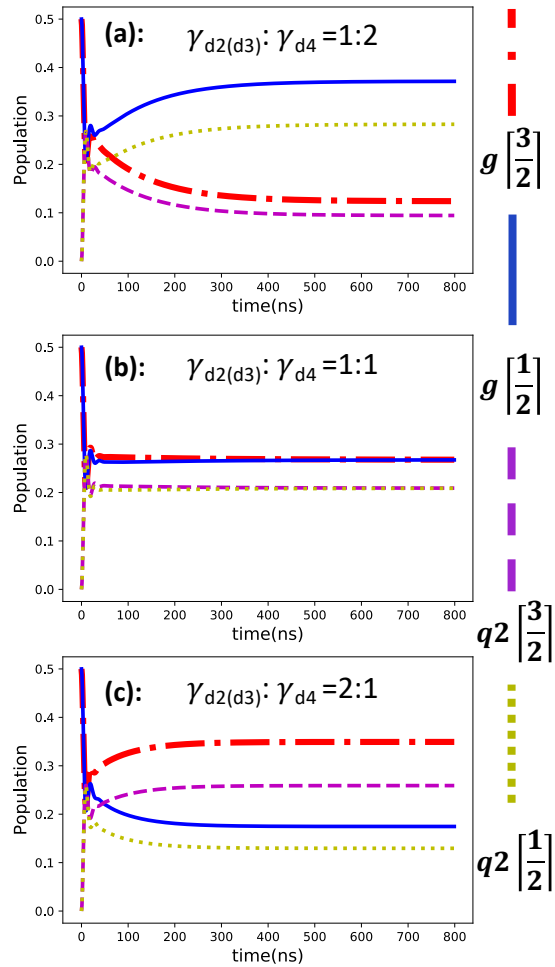


FIG. 11. Spin polarization dynamics when pumping $q2$. The ISC and spontaneous emission ratio is $\frac{1}{5}$. The ratio of the ISC rates to $d2(d3)$ and $d4$ is varied. (a) $\gamma_{d2(d3)}/\gamma_{d4} = 1:2$, (b) $\gamma_{d2(d3)}/\gamma_{d4} = 1:1$, and (c) $\gamma_{d2(d3)}/\gamma_{d4} = 2:1$. In cases (a) and (c), a different initial spin projection state is polarized, while case (b) represents the crossover point, where no spin polarization is obtained.

NV center in diamond may also be present for V_{Si} in SiC. In particular, from the experimental results of the Würzburg group, who found that the optimal excitation energy to maximize photoluminescence from the defect is 172 meV above the ZPL [15], and comparing to a vibrational mode found in NV-diamond of 169 meV that plays a key role in the relaxation between singlets [32], we may assign the A_1 phonon accompanying the photon emission in the ISC schemes to this mode. Note that because this mode has been found to be very localized in NV-diamond and to mainly involve the basal carbons (and not the nitrogen)[35], it is plausible that essentially the same mode exists in V_{Si} due to their similar local environment (3 basal carbon atoms associated with each defect). As in diamond, this mode is outside the phonon spectrum of the bulk SiC material [36]. In fact, in the data of Fuchs et al. [26] there is evidence for additional localized vibronic modes at lower frequencies (although one has to be careful in interpreting the data, as these are ensemble experiments

and could involve signal from other defects); such (quasi)-localized lower-frequency modes are consistent with the bulk phonon spectrum of SiC [36], which has a bandgap (~ 70 -90 meV), a feature that is distinct from diamond. In addition to first principles calculations of vibrational modes, temperature-dependent experiments would further shed light on the ISC process. Performing temperature dependent experiments with V_{Si} would further illuminate the role of the 170 meV mode. Specifically, absorption experiments similar to Kehayas et al. [32] would investigate the sharpness of the transition. We also expect similar absorption peaks at integer multiples of 170 meV. Increasing the temperature should broaden these transitions and lower the intensity. To test the role of the mode in the doublet relaxation, spectroscopy of the doublet transitions would be required.

V. CONCLUSION AND OUTLOOK

In this paper, we studied the ISC dynamics by analyzing the SOC and the phonon coupling between symmetry-adapted many-particle states of V_{Si} in SiC. We qualitatively analyzed the ISC among different spin manifolds and quantified the ratio of their rates. We analyzed two spin polarization protocols enabled by optical pumping, spin-orbit coupling, and interaction with phonons. The ISC mechanism through the second excited manifold ($q2$) is more complex as more doublets contribute to it. In general we find that both spin projections ($|S_z| = \frac{3}{2}$ or $|S_z| = \frac{1}{2}$) of the ground state manifold can be initialized, depending on the relative strength of inter-doublet relaxation rates and the relative ordering of the doublets. The two spin polarization channels discussed above can be distinguished by optical means. According to selection rules, the ground quartet (A_2 symmetry) state can be excited to the first excited quartet (A_2 symmetry) by applying light polarized parallel to the c-axis $E_{||}$, while the second excited quartet (E symmetry) by light polarized perpendicular to the c-axis E_{\perp} . Our numerical simulations for the polarization process involve assumptions motivated by experimental results. Based on a comparison between experiments in NV centers in diamond [32] and in V_{Si} defects in SiC [15, 26] we speculate that a localized vibronic mode with frequency ~ 170 meV is essentially the same mode and present in both defects. In the data of Fuchs et al. [26] there is evidence for additional localized vibronic modes at lower frequencies; such (quasi)-localized lower-frequency modes are consistent with the bulk phonon spectrum of SiC [36], since they would lie in the bandgap (a feature that is not present in diamond). For a more quantitative theory and to lift some of the ambiguities, further input is needed from *ab initio* calculations. In particular, calculations involving the vibrational modes and their coupling to the electronic defect levels would be particularly important. The ordering and spacing of the doublets, which requires calculations beyond DFT [37] would also be an important input to further refine our model.

TABLE II. Character table for C_{3v} symmetry group

C_{3v}	E	$2C_3$	$3\sigma_v$	linear basis	quadratic basis
A_1	1	1	1	z	$x^2 + y^2, z^2$
A_2	1	1	-1	R_z	
E	2	-1	0	$(x,y)(R_x, R_y)$	$(x^2 - y^2, 2xy)(xz, yz)$

ACKNOWLEDGMENTS

WD thanks Donovan Buterakos for useful discussions. SEE acknowledges support from the NSF, grant number DMR-1737921. MWD acknowledges support from the ARC, grant number DE170100169.

Appendix A: Group Theory Information

The basic C_{3v} group (character table in Table II), in conjunction with the $SU(2)$ group for $\frac{1}{2}$ spin, forms the C_{3v} double group [27] which gives the full description for the behavior of spinors under specific spatial symmetry. The double group for spin $\frac{1}{2}$ is denoted as $D_{\frac{1}{2}}$, or $\Gamma_{E_{1/2}}$. A full group symbol can be written as $\Gamma = \Gamma_o \otimes \Gamma_{E_{1/2}}$.

a. Symmetry-adapted wave functions

The V_{Si} forms a local quantum few-body system with a discrete energy spectrum deep in the bandgap with four single-particle molecular orbitals - e_x, e_y, v and u . From those, the first two are degenerate and transform as E , while v and u transform as A_1 . The V_{Si} has five electrons associated with it, four of which are from the four carbon dangling bonds and one captured from environment. In this paper, we use the 3 holes picture to find symmetry adapted many-body wave functions (filling 5 electrons in 8 states $\{e_x, e_y, v, u\} \otimes \{\uparrow, \downarrow\}$ is equivalent to filling 3 holes). The 3 holes can have a total spin of

c. Clebsh-Gordan expansion and Wigner-Eckart theorem

For direct product of representations of a given group, the Clebsh-Gordan expansion indicates how to make the decom-

$$P_R^{(\alpha \times \beta)} e_i^{(\alpha)} e_k^{(\beta)} := P_R e_i^{(\alpha)} \otimes P_R e_k^{(\beta)} = \sum_{jl} D_{ji}^{(\alpha)}(R) D_{lk}^{(\beta)}(R) e_j^{(\alpha)} e_l^{(\beta)} = \sum_{jl} D_{jl, ik}^{(\alpha \times \beta)}(R) e_j^{(\alpha)} e_l^{(\beta)}, \quad (\text{A3})$$

where the basis is

$$\{e_{ij}^{(\alpha\beta)}\} = \{e_i^{(\alpha)} e_j^{(\beta)} \mid \text{where } i = 1, \dots, d_\alpha; j = 1, \dots, d_\beta\} \quad (\text{A4})$$

$\frac{3}{2}$ (quartet) or $\frac{1}{2}$ (doublet). The projector can be scaled to the many particle situation. The modification is on the symmetry operation P_R . As the fermionic many-body wave functions are conditioned by Pauli exclusion principle and anti-symmetry of permutation, we need to construct a space transformation matrix T - maps Hilbert space to antisymmetric space - and transform the $P_R \rightarrow TP_R T^\dagger$. The symmetry-adapted total wave functions can be obtained by diagonalizing the projector and are listed (for brevity, single orbitals e_x, e_y are represented by x, y) in Table III (16 quartets) and Table IV (28 doublets). The decomposition of orbital and spinor symmetry type can be implemented by using the Clebsh-Gordan coefficients.

b. Projector and wave functions

In group theory, the eigenvectors (denoted by $\Gamma_n j$) relate the symmetry operator P_R with its matrix representation denoted by $D^{\Gamma_n}(R)$ through the relation $P_R |\Gamma_n \alpha\rangle = \sum_j D^{\Gamma_n}(R)_{j\alpha} |\Gamma_n j\rangle$. With respect to the basis functions, the transformations can be described by the projection operators (or projectors) [27] $P_{kl}^{\Gamma_n}: P_{kl}^{\Gamma_n} |\Gamma_n l\rangle \equiv |\Gamma_n k\rangle$. The projector [27] is explicitly given in terms of the symmetry operators for the group by the relation:

$$P_{kl}^{\Gamma_n} = \frac{l_n}{h} \sum_R D^{\Gamma_n}(R)_{kl}^* P_R, \quad (\text{A1})$$

where l_n and h are the dimension of Γ_n and the rank of the group respectively.

For our specific situation (to fill three holes in $\{e_x, e_y, v, u\} \otimes \{\uparrow, \downarrow\}$ orbitals), the symmetry operation is detailed as:

$$P_R(3 \text{ holes}) = \{(\Gamma_E \otimes \Gamma_{1/2}) \oplus (\Gamma_{A_1} \otimes \Gamma_{1/2}) \oplus (\Gamma_{A_1} \otimes \Gamma_{1/2})\}^{\otimes 3} \quad (\text{A2})$$

Solving Eq. (A2) gives the exact wave functions, which are illustrated in Table III and Table IV, .

position. Accordingly, the direct product symmetry operator transforms the basis as [38]:

If $D^{(\alpha)}$ and $D^{(\beta)}$ are irreducible representations, then $D^{(\alpha \times \beta)}$ is in general a reducible representation. The Clebsh-Gordan expansion gives the decomposition detail from reducible rep-

TABLE III. symmetry-adapted wave functions for spin quartets.

Orbital	$m_S(\checkmark)$	Γ	$\Gamma_o \otimes \Gamma_s$	symmetry-adapted wave functions($S=\frac{3}{2}$)	Label	
ve^2 ground	\pm	$1E_{3/2}$	$A_2 \otimes 2E_{3/2}$	$\ vxy + i\bar{v}\bar{x}\bar{y}\rangle$	Ψ_{q2}^1	
	\pm	$2E_{3/2}$	$A_2 \otimes 1E_{3/2}$	$\ vxy - i\bar{v}\bar{x}\bar{y}\rangle$	Ψ_{q2}^2	
	$+$	$E_{1/2}$	$A_2 \otimes E_{1/2}$	$\ v\bar{x}\bar{y} + v\bar{x}\bar{y} + \bar{v}x\bar{y}\rangle \sqrt{3}$	Ψ_{q2}^3	
	$-$	$E_{1/2}$	$A_2 \otimes E_{1/2}$	$\ \bar{v}\bar{x}\bar{y} + \bar{v}x\bar{y} + v\bar{x}\bar{y}\rangle / \sqrt{3}$	Ψ_{q2}^4	
ue^2 1st-excited	\pm	$1E_{3/2}$	$A_2 \otimes 2E_{3/2}$	$\ uxy + i\bar{u}\bar{x}\bar{y}\rangle$	Ψ_{q1}^1	
	\pm	$2E_{3/2}$	$A_2 \otimes 1E_{3/2}$	$\ uxy - i\bar{u}\bar{x}\bar{y}\rangle$	Ψ_{q1}^2	
	$+$	$E_{1/2}$	$A_2 \otimes E_{1/2}$	$\ u\bar{x}\bar{y} + u\bar{x}\bar{y} + \bar{u}x\bar{y}\rangle \sqrt{3}$	Ψ_{q1}^3	
	$-$	$E_{1/2}$	$A_2 \otimes E_{1/2}$	$\ \bar{u}\bar{x}\bar{y} + \bar{u}x\bar{y} + u\bar{x}\bar{y}\rangle / \sqrt{3}$	Ψ_{q1}^4	
uve 2nd-excited	$+$	$E_{1/2}$	$E \otimes 1E_{3/2}$	$\ uvx\rangle, \ uvy\rangle$	Ψ_{q2}^1, Ψ_{q2}^2	
	$-$	$E_{1/2}$	$E \otimes 2E_{3/2}$	$\ \bar{u}\bar{v}\bar{x}\rangle, \ \bar{u}\bar{v}\bar{y}\rangle$	Ψ_{q2}^3, Ψ_{q2}^4	
		$E_{1/2}$		$\ (uv\bar{y} + u\bar{v}y + \bar{u}vy) + i(uv\bar{x} + u\bar{v}x + \bar{u}vx)\rangle / \sqrt{6}$	Ψ_{q2}^5	
		$E_{1/2}$		$\ (\bar{u}\bar{v}y + \bar{u}\bar{v}\bar{y} + u\bar{v}\bar{y}) - i(\bar{u}\bar{v}x + \bar{u}\bar{v}\bar{x} + u\bar{v}\bar{x})\rangle / \sqrt{6}$	Ψ_{q2}^6	
		$\pm \frac{1}{2}$	$1E_{3/2}$	$E \otimes E_{1/2}$	$\{ \ (uv\bar{y} + u\bar{v}y + \bar{u}vy) - i(u\bar{v}\bar{y} + \bar{u}\bar{v}\bar{y} + \bar{u}\bar{v}y)\rangle$ $\ - i(uv\bar{x} + u\bar{v}x + \bar{u}vx) + (u\bar{v}\bar{x} + \bar{u}\bar{v}\bar{x} + \bar{u}\bar{v}x)\} / 2\sqrt{3}$	Ψ_{q2}^7
		$\pm \frac{1}{2}$	$2E_{3/2}$		$\{ \ (uv\bar{y} + u\bar{v}y + \bar{u}vy) + i(u\bar{v}\bar{y} + \bar{u}\bar{v}\bar{y} + \bar{u}\bar{v}y)\rangle$ $\ - i(uv\bar{x} + u\bar{v}x + \bar{u}vx) - (u\bar{v}\bar{x} + \bar{u}\bar{v}\bar{x} + \bar{u}\bar{v}x)\} / 2\sqrt{3}$	Ψ_{q2}^8

TABLE IV. symmetry-adapted wave functions for spin doublets.

Orbital	$m_S(\checkmark)$	Γ	$\Gamma_o \otimes \Gamma_s$	symmetry-adapted wave functions($S=\frac{1}{2}$)	Label
e^3	$+\frac{1}{2}$	$E_{1/2}$	$E \otimes E_{1/2}$	$\ x\bar{x}y + iy\bar{y}x\rangle / \sqrt{2}$	Ψ_{d1}^1
	$-\frac{1}{2}$	$E_{1/2}$		$\ \bar{x}x\bar{y} - i\bar{y}y\bar{x}\rangle / \sqrt{2}$	Ψ_{d1}^2
	$\pm \frac{1}{2}$	$1E_{3/2}$		$\ (x\bar{x}y - iy\bar{y}x) - i(\bar{x}x\bar{y} - i\bar{y}y\bar{x})\rangle / 2$	Ψ_{d1}^3
	$\pm \frac{1}{2}$	$2E_{3/2}$		$\ (x\bar{x}y - iy\bar{y}x) + i(\bar{x}x\bar{y} - i\bar{y}y\bar{x})\rangle / 2$	Ψ_{d1}^4
ve^2	$+\frac{1}{2}$	$E_{1/2}$	$A_2 \otimes E_{1/2}$	$\ v\bar{x}\bar{y} + v\bar{x}\bar{y} - 2\bar{v}x\bar{y}\rangle / \sqrt{6}$	Ψ_{d2}^1
	$-\frac{1}{2}$	$E_{1/2}$	$A_2 \otimes E_{1/2}$	$\ \bar{v}\bar{x}\bar{y} + \bar{v}x\bar{y} - 2v\bar{x}\bar{y}\rangle / \sqrt{6}$	Ψ_{d2}^2
ve^2	$\pm \frac{1}{2}$	$1E_{3/2}$	$E \otimes E_{1/2}$	$\ (v\bar{x}\bar{y} - v\bar{x}\bar{y}) - i(\bar{v}\bar{x}\bar{y} - \bar{v}x\bar{y}) + i(vx\bar{x} - vy\bar{y}) - (\bar{v}\bar{x}x - \bar{v}\bar{y}y)\rangle / 2\sqrt{2}$	Ψ_{d3}^1
		$2E_{3/2}$		$\ (v\bar{x}\bar{y} - v\bar{x}\bar{y}) + i(\bar{v}\bar{x}\bar{y} - \bar{v}x\bar{y}) + i(vx\bar{x} - vy\bar{y}) + (\bar{v}\bar{x}x - \bar{v}\bar{y}y)\rangle / 2\sqrt{2}$	Ψ_{d3}^2
		$E_{1/2}$		$\ (v\bar{x}\bar{y} - v\bar{x}\bar{y}) - i(vx\bar{x} - vy\bar{y})\rangle / 2$	Ψ_{d3}^3
		$E_{1/2}$		$\ (\bar{v}\bar{x}\bar{y} - \bar{v}x\bar{y}) + i(\bar{v}\bar{x}x - \bar{v}\bar{y}y)\rangle / 2$	Ψ_{d3}^4
ve^2	$+\frac{1}{2}$	$E_{1/2}$	$A_1 \otimes E_{1/2}$	$\ vx\bar{x} + vy\bar{y}\rangle / \sqrt{2}$	Ψ_{d4}^1
	$-\frac{1}{2}$	$E_{1/2}$	$A_1 \otimes E_{1/2}$	$\ \bar{v}\bar{x}x + \bar{v}\bar{y}y\rangle / \sqrt{2}$	Ψ_{d4}^2
v^2e	$+\frac{1}{2}$	$E_{1/2}$	$E \otimes E_{1/2}$	$\ v\bar{v}x - i\bar{v}\bar{v}y\rangle / \sqrt{2}$	Ψ_{d5}^1
	$-\frac{1}{2}$	$E_{1/2}$		$\ \bar{v}\bar{v}x + \bar{v}\bar{v}y\rangle / \sqrt{2}$	Ψ_{d5}^2
	$\pm \frac{1}{2}$	$1E_{3/2}$		$\ (v\bar{v}x + i\bar{v}\bar{v}y) + i(\bar{v}\bar{v}x - \bar{v}\bar{v}y)\rangle / 2$	Ψ_{d5}^3
	$\pm \frac{1}{2}$	$2E_{3/2}$		$\ (v\bar{v}x + i\bar{v}\bar{v}y) - i(\bar{v}\bar{v}x - \bar{v}\bar{v}y)\rangle / 2$	Ψ_{d5}^4
uve	$+\frac{1}{2}$	$E_{1/2}$	$E \otimes E_{1/2}$	$\ i(uv\bar{x} + u\bar{v}x - 2\bar{u}vx) + (uv\bar{y} + u\bar{v}y - 2\bar{u}vy)\rangle / 2\sqrt{3}$	Ψ_{d6}^1
	$+\frac{1}{2}$	$E_{1/2}$		$\ i(\bar{u}\bar{v}x + u\bar{v}\bar{x} - 2u\bar{v}x) + (\bar{u}\bar{v}y + u\bar{v}\bar{y} - 2u\bar{v}y)\rangle / 2\sqrt{3}$	Ψ_{d6}^2
	$-\frac{1}{2}$	$E_{1/2}$		$\ - i(\bar{u}\bar{v}x + u\bar{v}\bar{x} - 2u\bar{v}x) + (\bar{u}\bar{v}y + u\bar{v}\bar{y} - 2u\bar{v}y)\rangle / 2\sqrt{3}$	Ψ_{d6}^3
	$-\frac{1}{2}$	$E_{1/2}$		$\ - i(u\bar{v}\bar{x} + \bar{u}\bar{v}x - 2\bar{u}vx) + (u\bar{v}\bar{y} + \bar{u}\bar{v}y - 2\bar{u}vy)\rangle / 2\sqrt{3}$	Ψ_{d6}^4
ue^2	$+\frac{1}{2}$	$E_{1/2}$	$A_2 \otimes E_{1/2}$	$\ u\bar{x}\bar{y} + u\bar{x}\bar{y} - 2\bar{u}x\bar{y}\rangle / \sqrt{6}$	Ψ_{d7}^1
	$-\frac{1}{2}$	$E_{1/2}$	$A_2 \otimes E_{1/2}$	$\ \bar{u}\bar{x}\bar{y} + \bar{u}x\bar{y} - 2u\bar{x}\bar{y}\rangle / \sqrt{6}$	Ψ_{d7}^2
ue^2	$\pm \frac{1}{2}$	$1E_{3/2}$	$E \otimes E_{1/2}$	$\ (u\bar{x}\bar{y} - u\bar{x}\bar{y}) - i(\bar{u}\bar{x}\bar{y} - \bar{u}x\bar{y}) + i(ux\bar{x} - uy\bar{y}) - (\bar{u}\bar{x}x - \bar{u}\bar{y}y)\rangle / 2\sqrt{2}$	Ψ_{d8}^1
		$2E_{3/2}$		$\ (u\bar{x}\bar{y} - u\bar{x}\bar{y}) + i(\bar{u}\bar{x}\bar{y} - \bar{u}x\bar{y}) + i(ux\bar{x} - uy\bar{y}) + (\bar{u}\bar{x}x - \bar{u}\bar{y}y)\rangle / 2\sqrt{2}$	Ψ_{d8}^2
		$E_{1/2}$		$\ (u\bar{x}\bar{y} - u\bar{x}\bar{y}) - i(ux\bar{x} - uy\bar{y})\rangle / 2$	Ψ_{d8}^3
		$E_{1/2}$		$\ (\bar{u}\bar{x}\bar{y} + \bar{u}x\bar{y}) + i(\bar{u}\bar{x}x - \bar{u}\bar{y}y)\rangle / 2$	Ψ_{d8}^4
ue^2	$+\frac{1}{2}$	$E_{1/2}$	$A_1 \otimes E_{1/2}$	$\ ux\bar{x} + uy\bar{y}\rangle / \sqrt{2}$	Ψ_{d9}^1
	$-\frac{1}{2}$	$E_{1/2}$	$A_1 \otimes E_{1/2}$	$\ \bar{u}\bar{x}x + \bar{u}\bar{y}y\rangle / \sqrt{2}$	Ψ_{d9}^2

representations to irreducible ones. If we define $(\alpha\beta|\gamma)$ as the

$$\sum_s \begin{pmatrix} \alpha & \beta & | & \gamma, s \\ i & k & | & m \end{pmatrix} \begin{pmatrix} \alpha & \beta & | & \gamma, s \\ j & l & | & n \end{pmatrix}^* = \frac{d_\gamma}{g} \sum_R D_{ij}^{(\alpha)}(R) D_{kl}^{(\beta)}(R) D_{mn}^{(\gamma)}(R)^* \quad (\text{A5})$$

TABLE V. Clebsch-Gordan coefficients of C_{3v} irreducible representations in Cartesian coordinates.

$\begin{pmatrix} A_1 & A_1 & & A_1 \\ 1 & 1 & & 1 \end{pmatrix} = 1$	$\begin{pmatrix} E & E & & A_1 \\ j & k & & 1 \end{pmatrix} = \frac{1}{\sqrt{2}} \begin{bmatrix} 1 & 0 \\ 0 & 1 \end{bmatrix}$
$\begin{pmatrix} A_1 & A_2 & & A_2 \\ 1 & 1 & & 1 \end{pmatrix} = 1$	$\begin{pmatrix} E & E & & A_2 \\ j & k & & 1 \end{pmatrix} = \frac{1}{\sqrt{2}} \begin{bmatrix} 0 & 1 \\ -1 & 0 \end{bmatrix}$
$\begin{pmatrix} A_2 & A_2 & & A_1 \\ 1 & 1 & & 1 \end{pmatrix} = 1$	$\begin{pmatrix} A_2 & E & & E \\ 1 & j & & k \end{pmatrix} = \begin{bmatrix} 1 & 0 \\ 0 & 1 \end{bmatrix}$
$\begin{pmatrix} A_1 & E & & E \\ 1 & j & & k \end{pmatrix} = \begin{bmatrix} 1 & 0 \\ 0 & 1 \end{bmatrix}$	$\begin{pmatrix} A_2 & E & & E \\ 1 & j & & k \end{pmatrix} = \begin{bmatrix} 0 & 1 \\ -1 & 0 \end{bmatrix}$

Solving the above equation gives the CGC table for C_{3v} , which are listed in Table V. The results here are consistent with previous results [39, 40].

The Wigner-Eckart theorem[41] decomposes the results of the operator on states of IRs with specific sub-indices as the product of the Clebsch-Gordan coefficient and a reduced matrix elements depending only on the IR type:

$$\langle \psi_{k'}^{\Gamma_f} | O_p^{\Gamma_o} | \psi_k^{\Gamma_i} \rangle = \begin{pmatrix} \Gamma_i & \Gamma_o & | & \Gamma_f \\ k & p & | & k' \end{pmatrix}^* \langle \psi^{\Gamma_f} | | O^{\Gamma_o} | | \psi^{\Gamma_i} \rangle \quad (\text{A6})$$

As we have included a systematic way to calculate the CGCs, many matrix elements can be simplified as the contraction term on the right in the above equation and the ratio among matrix elements of the same operator within the same IR types can be determined explicitly.

d. Selection Rules

Selection rules state that for the general operator O' with symmetry type Γ' and states $|i\rangle$ and $|f\rangle$ with symmetry type

$$H_{\text{strain}} = \delta_{A_1}^a A_1^a + \delta_{A_1}^b (A_1^b + A_1'^b + A_1''^b) + \delta_{E_1}^a E_1^a + \delta_{E_2}^a E_2^a + \delta_{E_1}^b (E_1^b + E_1'^b) + \delta_{E_2}^b (E_2^b + E_2'^b), \quad (\text{B1})$$

where, $\delta_{A_1}^a = (e_{xx} + e_{yy})/2$, $\delta_{A_1}^b = e_{zz}$, $\delta_{E_1}^a = (e_{xx} - e_{yy})/2$, $\delta_{E_2}^a = (e_{xy} + e_{yx})/2$, $\delta_{E_1}^b = (e_{xz} + e_{zx})/2$, $\delta_{E_2}^b = (e_{yz} + e_{zy})/2$. The z direction corresponds to A_1 IR according to which both u and v orbitals transform and the $A_1^a, A_1^b, A_1'^b, A_1''^b, E_{1,2}^a, E_{1,2}^b$ are projectors on the single or-

Clebsch-Gordan coefficient (CGC) or reduction coefficient, the CGCs can be determined by :

$\Gamma^{(f)}$ and $\Gamma^{(i)}$ respectively:

$$\Gamma' \otimes \Gamma^{(f)} \not\supset \Gamma^{(i)} \implies \langle i | O' | f \rangle \equiv 0. \quad (\text{A7})$$

The selection rule for an electric field among C_{3v} group states are listed in Table VI .

Appendix B: Phonons in ISC

For C_{3v} symmetry, phonon modes have two IRs : A_1 and E , and the strain tensor ($\epsilon_{ij} = \frac{\delta u_i}{\delta x_j}$) transforms as the linear basis product $x_i x_j$. We can target on specific IRs and use

TABLE VI. Optical transitions between multiplets in the C_{3v} symmetry group.

$\Delta S = 0$	A_1	A_2	E
A_1		0	⊥
A_2			⊥
E			⊥,

the CGCs to explore how strain affects the system. We can get the strain Hamiltonian as the combination of projectors on single orbitals, i.e., Eq. (B3). To understand how the phonon modes affect the orbitals we first construct the strain Hamiltonian with respect to the manifold encompassing all single orbitals of interest $\{e_x, e_y, u, v\}$:

bitals [42] in the basis of $\{e_x, e_y, u, v\}$ and are listed below:

Reordering all terms to get a succinct projector:

$$\begin{aligned}
A_1^a &= \begin{pmatrix} 1 & 0 & 0 & 0 \\ 0 & 1 & 0 & 0 \\ 0 & 0 & 0 & 0 \\ 0 & 0 & 0 & 0 \end{pmatrix} E_1^a = \begin{pmatrix} 1 & 0 & 0 & 0 \\ 0 & -1 & 0 & 0 \\ 0 & 0 & 0 & 0 \\ 0 & 0 & 0 & 0 \end{pmatrix} E_2^a = \begin{pmatrix} 0 & 1 & 0 & 0 \\ 1 & 0 & 0 & 0 \\ 0 & 0 & 0 & 0 \\ 0 & 0 & 0 & 0 \end{pmatrix} \\
A_1^b &= \begin{pmatrix} 0 & 0 & 0 & 0 \\ 0 & 0 & 0 & 0 \\ 0 & 0 & 1 & 0 \\ 0 & 0 & 0 & 0 \end{pmatrix} E_1^b = \begin{pmatrix} 0 & 0 & 1 & 0 \\ 0 & 0 & 0 & 0 \\ 1 & 0 & 0 & 0 \\ 0 & 0 & 0 & 0 \end{pmatrix} E_2^b = \begin{pmatrix} 0 & 0 & 0 & 0 \\ 0 & 0 & 1 & 0 \\ 0 & 1 & 0 & 0 \\ 0 & 0 & 0 & 0 \end{pmatrix} \\
A_1^{rb} &= \begin{pmatrix} 0 & 0 & 0 & 0 \\ 0 & 0 & 0 & 0 \\ 0 & 0 & 0 & 0 \\ 0 & 0 & 0 & 1 \end{pmatrix} E_1^{rb} = \begin{pmatrix} 0 & 0 & 0 & 1 \\ 0 & 0 & 0 & 0 \\ 0 & 0 & 0 & 0 \\ 1 & 0 & 0 & 0 \end{pmatrix} E_2^{rb} = \begin{pmatrix} 0 & 0 & 0 & 0 \\ 0 & 0 & 0 & 1 \\ 0 & 0 & 0 & 0 \\ 0 & 1 & 0 & 0 \end{pmatrix} \\
A_1^{r'b} &= \begin{pmatrix} 0 & 0 & 0 & 0 \\ 0 & 0 & 0 & 0 \\ 0 & 0 & 0 & 1 \\ 0 & 0 & 1 & 0 \end{pmatrix}.
\end{aligned} \tag{B2}$$

$$\begin{aligned}
H_{strain} &= \delta_{A_1^a}^a (|x\rangle \langle x| + |y\rangle \langle y|) + \delta_{A_1^b}^b (|u\rangle \langle u| + |u\rangle \langle v| + |v\rangle \langle u| + |v\rangle \langle v|) + \delta_{E_1^a}^a (|x\rangle \langle x| - |y\rangle \langle y|) \\
&\quad + \delta_{E_1^b}^b (|x\rangle \langle u| + |x\rangle \langle v| + |u\rangle \langle x| + |v\rangle \langle x|) + \delta_{E_2^a}^a (|x\rangle \langle y| + |y\rangle \langle x|) + \delta_{E_2^b}^b (|y\rangle \langle u| + |y\rangle \langle v| + |u\rangle \langle y| + |v\rangle \langle y|).
\end{aligned} \tag{B3}$$

The interaction of phonons among 3-hole wave functions can be constructed by using Eq. (3) and the projection rule for single orbitals. In the main text, we express the $\Gamma^{(1)}$ with the assumption that the quartets are in a ground vibrational mode, so the Eq. (2) is an approximation. The general version of the

first order ISC is:

$$\Gamma^{(1)} \propto \hbar |\lambda_{\perp(1,2)}|^2 \sum_{nm} |\langle \chi'_{\nu_m} | \chi'_{\nu_n} \rangle|^2 \delta(\nu_n - \nu_m - \Delta), \tag{B4}$$

where the $|\chi'_{\nu_m}\rangle, |\chi'_{\nu_n}\rangle$ represent the general vibrational levels for quartet and target doublet respectively.

The derivation of the second order ISC formula, Eq. (6), is as follows:

$$\begin{aligned}
\Gamma_{2nd} &= \frac{2\pi}{\hbar} \sum_{f,i} \left| \sum_m \frac{\langle f | V | m \rangle \langle m | V | i \rangle}{E_i - E_m} \right|^2 \delta(E_f - E_i) \\
&= \frac{2\pi}{\hbar} \sum_{m,l,p,q,\pm 1} \left| \frac{\langle \Psi_{d_4}, \chi_l | H_{eq} | \Psi_{d_6}, \chi_n \rangle \langle \Psi_{d_6}, \chi_n | H_{soc} | \Psi_{q1_2^3}, \chi_m \rangle}{E_m - E_n} \right|^2 \delta(E_l - E_m).
\end{aligned} \tag{B5}$$

The matrix elements of H_{soc} are obtained from Table I, and by using Eqs. 2 and 3. Using the symbol α for the overall (unknown) numerical coefficient we have:

$$\Gamma^{(2)} = \alpha \sum_{m,l,p,q,\pm 1} \left| \sum_n \frac{\langle \chi_n | \chi_m \rangle \langle \chi_l | \delta_{pk}(a_{p,k}^\dagger + a_{p,k}) | \chi_n \rangle}{E_m - E_n} \right|^2 \delta(E_l - E_m). \tag{B6}$$

Defining the electronic energy difference $E_{q1,\chi_0} - E_{d6,\chi_0} \equiv \Delta_6, E_{q1,\chi_0} - E_{d4,\chi_0} \equiv \Delta_4$ and using $a^\dagger |\chi_n\rangle = \sqrt{n_{pq} + 1} |\chi_n^\dagger\rangle$

and $a|\chi_n\rangle = \sqrt{n_{pq}}|\chi_n^-\rangle$ we obtain

$$\begin{aligned}\Gamma^{(2)} &= \alpha|\lambda_{\perp 2}|^2 \sum_{m,l,p,q} \left[\left| \sum_n \frac{\delta_{pk} \langle \chi_n | \chi_m \rangle \sqrt{n_{p,q} + 1} \langle \chi_l | \chi_n^+ \rangle}{E_m - E_n} \right|^2 \delta(E_l - E_m) + \left| \sum_n \frac{\delta_{pk} \langle \chi_n | \chi_m \rangle \sqrt{n_{p,q}} \langle \chi_l | \chi_n^- \rangle}{E_m - E_n} \right|^2 \delta(E_l - E_m) \right] \\ &= \alpha|\lambda_{\perp 2}|^2 \sum_{m,l,p,q} \left[\left| \sum_n \frac{\delta_{pk} \langle \chi_n | \chi_m \rangle \sqrt{n_{p,q} + 1} \langle \chi_l | \chi_n^+ \rangle}{\Delta_6 + \nu_m - \nu_n - \omega_{p,q}} \right|^2 \delta(\Delta_4 + \nu_m - \nu_n - \omega_{p,q}) \right. \\ &\quad \left. + \left| \sum_n \frac{\delta_{pk} \langle \chi_n | \chi_m \rangle \sqrt{n_{p,q}} \langle \chi_l | \chi_n^- \rangle}{\Delta_6 + \nu_m - \nu_n + \omega_{p,q}} \right|^2 \delta(\Delta_4 + \nu_m - \nu_n + \omega_{p,q}) \right].\end{aligned}\quad (\text{B7})$$

Other symbols represent the same as in Eq. (6). The general

formula of $\Gamma^{(2)}$ includes the simple case especially if, e.g., the intermediate state is limited to just one phonon mode, χ_0 :

$$\Gamma^{(2)} = \alpha|\lambda_{\perp 2}|^2 \sum_{m,l,p,q} |\tilde{\delta}_{pk}|^2 |\langle \chi_0 | \chi_m \rangle|^2 \left[\frac{(n_{p,q} + 1) |\langle \chi_l | \chi_0^+ \rangle|^2}{(\Delta_6 + \nu_m - \omega_{p,q})^2} \delta(\Delta_4 + \nu_m - \omega_{p,q}) \right. \quad (\text{B8})$$

$$\left. + \frac{(n_{p,q}) |\langle \chi_l | \chi_0^- \rangle|^2}{(\Delta_6 + \nu_m - \nu_n + \omega_{p,q})^2} \delta(\Delta_4 + \nu_m - \nu_n + \omega_{p,q}) \right] \quad (\text{B9})$$

$$(\text{B10})$$

where the denominators reduce to ω_{pk}^2 if we limit the $q2$ state vibration as χ_0 only and the above equation simplifies as the version in [29].

Appendix C: Lindblad Terms

For the first spin polarization protocol involving $g, q1$ quartets and $d4, d6$ doublets, we list the ISC Lindbladians:

$$\begin{aligned}L(q1|3/2, d6) &= \sqrt{\frac{3}{4}} |d6\rangle \langle q1|3/2| \sqrt{\gamma_{\text{ISC}}} \\ L(q1|1/2, d9) &= \sqrt{\frac{8}{3}} |d9\rangle \langle q1|1/2| \sqrt{\gamma_{\text{ISC}}} \\ L(d4, g|1/2) &= \sqrt{\frac{8}{3}} |g|1/2\rangle \langle d4| \sqrt{\gamma_{\text{ISC}}} \\ L(q1|1/2, d6) &= L(q1|3/2, d9) = L(d4, g|3/2) = 0\end{aligned}\quad (\text{C1})$$

where we choose ISC among electronic energy close wave functions but not the ones with large energy separation, in order to have strong γ_{ISC} . The relaxation Lindbladians (which could include possible photon and phonon relaxation) are:

$$\begin{aligned}L(g|3/2, q1|3/2) &= |g|3/2\rangle \langle q1|3/2| \sqrt{\gamma_0} \\ L(g|1/2, q1|1/2) &= |g|1/2\rangle \langle q1|1/2| \sqrt{\gamma_0} \\ L(d4, d6) &= |d4\rangle \langle d6| \sqrt{\gamma_E} \\ L(d4, d9) &= |d4\rangle \langle d9| \sqrt{\gamma_{A_1}}.\end{aligned}\quad (\text{C2})$$

We assume $\gamma_0 = \gamma_E = \gamma_{A_1}$ in our calculation by treating them as a fast relaxation process.

For the second spin polarization channel, the corresponding ISC Lindbladians are:

$$\begin{aligned}L(q2|3/2, d2) &= c_1 |d2\rangle \langle q2|3/2| \sqrt{\gamma_{\text{ISC}}} \\ L(q2|1/2, d2) &= c_1 |d2\rangle \langle q2|1/2| \sqrt{\gamma_{\text{ISC}}} \\ L(q2|3/2, d3) &= c_1 |d3\rangle \langle q2|3/2| \sqrt{\gamma_{\text{ISC}}} \\ L(q2|1/2, d3) &= c_1 |d3\rangle \langle q2|1/2| \sqrt{\gamma_{\text{ISC}}},\end{aligned}\quad (\text{C3})$$

$$\begin{aligned}L(q2|3/2, d4) &= c_2 |d4\rangle \langle q2|3/2| \sqrt{\gamma_{\text{ISC}}} \\ L(q2|1/2, d4) &= c_2 |d4\rangle \langle q2|1/2| \sqrt{\gamma_{\text{ISC}}},\end{aligned}\quad (\text{C4})$$

where we change the ratio between c_1 and c_2 (hence different population preference among $d2, d3$, and $d4$) to have different spin polarization results (shown in Fig. 11); and

$$\begin{aligned}L(d2, g|3/2) &= 2 |g|3/2\rangle \langle d2| \sqrt{\gamma_{\text{ISC}}} \\ L(d2, g|1/2) &= 2\sqrt{\frac{1}{3}} |g|1/2\rangle \langle d2| \sqrt{\gamma_{\text{ISC}}} \\ L(d3, g|3/2) &= 2 |g|3/2\rangle \langle d3| \sqrt{\gamma_{\text{ISC}}} \\ L(d3, g|1/2) &= 2\sqrt{\frac{1}{3}} |g|1/2\rangle \langle d3| \sqrt{\gamma_{\text{ISC}}}.\end{aligned}\quad (\text{C5})$$

The relaxation Lindbladians are:

$$\begin{aligned}L(g|3/2, q2|3/2) &= |g|3/2\rangle \langle q1|3/2| \sqrt{\gamma_0} \\ L(g|1/2, q2|1/2) &= |g|1/2\rangle \langle q1|1/2| \sqrt{\gamma_0}\end{aligned}\quad (\text{C6})$$

The γ_0 here is taken to be the same as the one of the first spin polarization channel.

-
- [1] J. R. Weber, W. F. Koehl, J. B. Varley, A. Janotti, B. B. Buckley, C. G. Van de Walle, and D. D. Awschalom, *PNAS* **107**, 8513 (2010).
- [2] M. Atatüre, D. Englund, N. Vamivakas, S.-Y. Lee, and J. Wrachtrup, *Nature Reviews Materials* **3**, 38 (2018).
- [3] D. D. Awschalom, R. Hanson, J. Wrachtrup, and B. B. Zhou, *Nature Photonics* **12**, 516 (2018).
- [4] M. Radulaski, M. Widmann, M. Niethammer, J. L. Zhang, S.-Y. Lee, T. Rendler, K. G. Lagoudakis, N. T. Son, E. Janzén, T. Ohshima, J. Wrachtrup, and J. Vučković, *Nano Letters* **17**, 1782 (2017).
- [5] S. Castelletto, B. C. Johnson, V. Ivády, N. Stavrias, T. Umeda, A. Gali, and T. Ohshima, *Nature Materials* **13**, 151 (2013).
- [6] D. Simin, V. A. Soltamov, A. V. Poshakinskiy, A. N. Anisimov, R. A. Babunts, D. O. Tolmachev, E. N. Mokhov, M. Trupke, S. A. Tarasenko, A. Sperlich, P. G. Baranov, V. Dyakonov, and G. V. Astakhov, *Phys. Rev. X* **6**, 031014 (2016).
- [7] E. Sörman, N. T. Son, W. M. Chen, O. Kordina, C. Hallin, and E. Janzén, *Physical Review B* **61**, 2613 (2000).
- [8] M. Widmann, S.-Y. Lee, T. Rendler, N. T. Son, H. Fedder, S. Paik, L.-P. Yang, N. Zhao, S. Yang, I. Booker, A. Denisenko, M. Jamali, S. A. Momenzadeh, I. Gerhardt, T. Ohshima, A. Gali, E. Janzen, and J. Wrachtrup, *Nature Materials* **14**, 164 (2014).
- [9] F. Fuchs, S. Soltamov, V. A., P. G. Baranov, E. N. Mokhov, G. V. Astakhov, and V. Dyakonov, *Scientific Reports* **3**, 1637 (2013).
- [10] W. F. Koehl, B. B. Buckley, F. J. Heremans, G. Calusine, and D. D. Awschalom, *Nature* **479**, 84 (2011).
- [11] D. J. Christle, A. L. Falk, P. Andrich, P. V. Klimov, J. U. Hassan, N. T. Son, E. Janzén, T. Ohshima, and D. D. Awschalom, *Nature Materials* **14**, 160 EP (2014).
- [12] A. L. Falk, P. V. Klimov, V. Ivády, K. Szász, D. J. Christle, W. F. Koehl, A. Gali, and D. D. Awschalom, *Phys. Rev. Lett.* **114**, 247603 (2015).
- [13] S. A. Zargaleh, B. Eble, S. Hameau, J.-L. Cantin, L. Legrand, M. Bernard, F. Margaillan, J.-S. Lauret, J.-F. Roch, H. J. von Bardeleben, E. Rauls, U. Gerstmann, and F. Treussart, *Phys. Rev. B* **94**, 060102 (2016).
- [14] E. Janzén, A. Gali, P. Carlsson, A. Gällström, B. Magnusson, and N. Son, *Physica B: Condensed Matter* **404**, 4354 (2009).
- [15] T. C. Hain, F. Fuchs, V. A. Soltamov, P. G. Baranov, G. V. Astakhov, T. Hertel, and V. Dyakonov, *Journal of Applied Physics* **115**, 133508 (2014).
- [16] D. O. Bracher and E. L. Hu, *Nano Letters* **15**, 6202 (2015).
- [17] R. Kuate Defo, X. Zhang, D. Bracher, G. Kim, E. Hu, and E. Kaxiras, *Phys. Rev. B* **98**, 104103 (2018).
- [18] J. R. Maze, P. L. Stanwix, J. S. Hodges, S. Hong, J. M. Taylor, P. Cappellaro, L. Jiang, M. V. G. Dutt, E. Togan, A. S. Zibrov, A. Yacoby, R. L. Walsworth, and M. D. Lukin, *Nature* **455**, 644 (2008).
- [19] M. W. Doherty, N. B. Manson, P. Delaney, and L. C. L. Hollenberg, *New J. Phys* **13**, 025019 (2011).
- [20] S.-Y. Lee, M. Niethammer, and J. Wrachtrup, *Phys. Rev. B* **92**, 115201 (2015).
- [21] D. Simin, F. Fuchs, H. Kraus, A. Sperlich, P. G. Baranov, G. V. Astakhov, and V. Dyakonov, *Physical Review Applied* **4**, 014009 (2015).
- [22] M. Niethammer, M. Widmann, S.-Y. Lee, P. Stenberg, O. Kordina, T. Ohshima, N. T. Son, E. Janzén, and J. Wrachtrup, *Phys. Rev. Applied* **6**, 034001 (2016).
- [23] S. E. Economou and P. Dev, *Nanotechnology* **27**, 504001 (2016).
- [24] R. Nagy, M. Widmann, M. Niethammer, D. B. R. Dasari, I. Gerhardt, O. O. Soykal, M. Radulaski, T. Ohshima, J. Vučković, N. T. Son, I. G. Ivanov, S. E. Economou, C. Bonato, S.-Y. Lee, and J. Wrachtrup, *Phys. Rev. Applied* **9**, 034022 (2018).
- [25] O. O. Soykal, P. Dev, and S. E. Economou, *Physical Review B* **93**, 081207 (2016).
- [26] F. Fuchs, B. Stender, M. Trupke, D. Simin, J. Pflaum, V. Dyakonov, and G. V. Astakhov, *Nature Communications* **6**, 7578 (2015).
- [27] A. J. Mildred S. Dresselhaus, Gene Dresselhaus, *Group Theory: Application to the Physics of Condensed Matter* (Springer, Berlin Heidelberg, 2008).
- [28] M. W. Doherty, N. B. Manson, P. Delaney, F. Jelezko, J. Wrachtrup, and L. C. Hollenberg, *Physics Reports* **528**, 1 (2013).
- [29] M. L. Goldman, M. W. Doherty, A. Sipahigil, N. Y. Yao, S. D. Bennett, N. B. Manson, A. Kubanek, and M. D. Lukin, *Physical Review B* **91**, 165201 (2015).
- [30] M. L. Goldman, A. Sipahigil, M. W. Doherty, N. Y. Yao, S. D. Bennett, M. Markham, D. J. Twitchen, N. B. Manson, A. Kubanek, and M. D. Lukin, *Phys. Rev. Lett.* **114**, 145502 (2015).
- [31] L. J. Rogers, S. Armstrong, M. J. Sellars, and N. B. Manson, *New Journal of Physics* **10**, 103024 (2008).
- [32] P. Kehayias, M. W. Doherty, D. English, R. Fischer, A. Jarmola, K. Jensen, N. Leefer, P. Hemmer, N. B. Manson, and D. Budker, *Phys. Rev. B* **88**, 165202 (2013).
- [33] G. Thiering and A. Gali, *Phys. Rev. B* **98**, 085207 (2018).
- [34] A. Batalov, V. Jacques, F. Kaiser, P. Siyushev, P. Neumann, L. J. Rogers, R. L. McMurtrie, N. B. Manson, F. Jelezko, and J. Wrachtrup, *Phys. Rev. Lett.* **102**, 195506 (2009).
- [35] A. Alkauskas, B. B. Buckley, D. D. Awschalom, and C. G. V. de Walle, *New Journal of Physics* **16**, 073026 (2014).
- [36] N. H. Protik, A. Katre, L. Lindsay, J. Carrete, N. Mingo, and D. Broido, *Materials Today Physics* **1**, 31 (2017).
- [37] S. Choi, M. Jain, and S. G. Louie, *Phys. Rev. B* **86**, 041202 (2012).
- [38] W. Ludwig and C. Falter, *Symmetries in Physics Group Theory Applied to Physical Problems* (Springer, Berlin ; New York, 1988).
- [39] N. B. Manson, J. P. Harrison, and M. J. Sellars, *Phys. Rev. B* **74**, 104303 (2006).
- [40] S. Altmann and P. Herzog, *Point-group theory tables*, Oxford science publications (Clarendon Press, Oxford, 1994).
- [41] J. F. Cornwell, *Group Theory in Physics: An Introduction* (London: Academic, 1997).
- [42] J. R. Maze, A. Gali, E. Togan, Y. Chu, A. Trifonov, E. Kaxiras, and M. D. Lukin, *New Journal of Physics* **13**, 025025 (2011).