



CHORUS

This is the accepted manuscript made available via CHORUS. The article has been published as:

## Unbalanced edge modes and topological phase transition in gated trilayer graphene

Xiao Li, Zhenhua Qiao, Jeil Jung, and Qian Niu

Phys. Rev. B **85**, 201404 — Published 16 May 2012

DOI: [10.1103/PhysRevB.85.201404](https://doi.org/10.1103/PhysRevB.85.201404)

# Unbalanced edge modes and topological phase transition in gated trilayer graphene

Xiao Li,<sup>1</sup> Zhenhua Qiao,<sup>1,\*</sup> Jeil Jung,<sup>1</sup> and Qian Niu<sup>1,2</sup>

<sup>1</sup>*Department of Physics, The University of Texas at Austin, Austin, Texas 78712, USA*

<sup>2</sup>*International Center for Quantum Materials, Peking University, Beijing 100871, China*

(Dated: May 4, 2012)

Gapless edge modes hosted by chirally-stacked trilayer graphene display unique features when a bulk gap is opened by applying an interlayer potential difference. We show that trilayer graphene with half-integer valley Hall conductivity leads to unbalanced edge modes at opposite zigzag boundaries, resulting in a natural valley current polarizer. This unusual characteristic is preserved in the presence of Rashba spin-orbit coupling that turns a gated trilayer graphene into a  $Z_2$  topological insulator with an odd number of helical edge mode pairs.

PACS numbers: 73.43.-f, 72.20.-i, 73.22.Pr, 75.50.Pp

*Introduction*— Gapless edge modes in two-dimensional condensed matter physics often appear at surfaces or boundaries of materials with a well-defined topological order in the bulk. Well-known examples include the chiral quantum Hall edge states characterized by the first Chern number  $\mathcal{C}^1$ , spin-helical edge modes in the  $Z_2$  topological insulators protected by time reversal invariance<sup>2</sup>, valley-helical edge modes in graphene<sup>3</sup>, and kink states arising between regions of inverted bulk orbital moments or valley-Hall conductivities<sup>4–10</sup>. Recently, multilayer graphene with chiral stacking has generated lots of interest in the community<sup>11</sup>. Such a system can develop a valley-Hall conductivity in the presence of a gap opening mass term<sup>7</sup>, including gapped bilayer<sup>5</sup> and single layer<sup>6</sup>. For all these known examples so far it is expected that the edge modes (chiral or helical) are distributed in equal numbers at opposite boundaries.

In this Rapid Communication, we study the special behavior of edge modes in chirally-stacked trilayer graphene in the presence of an interlayer potential difference. We show that gated trilayer graphene has an unusual spatially unbalanced distribution of valley-Hall edge modes at sample boundaries with unequal pairs of edge modes, resulting in a natural valley current polarizer. We also show that the gated trilayer can be brought into a topological insulator phase by introducing the Rashba spin-orbit coupling (SOC). In this case the edge states are also distributed unevenly and the system is characterized by different *odd* numbers of edge modes pairs located at opposite sample boundaries.

*System Hamiltonian*— In the following, we present the general form of the tight-binding Hamiltonian of a gated trilayer graphene in the presence of Rashba SOC

$$H = H_{\text{SLG}}^{\text{T}} + H_{\text{SLG}}^{\text{M}} + H_{\text{SLG}}^{\text{B}} + t_{\perp} \sum_{i \in \text{T}, j \in \text{M}} c_i^{\dagger} c_j + t_{\perp} \sum_{i \in \text{M}, j \in \text{B}} c_i^{\dagger} c_j + U \sum_{i \in \text{T}} c_i^{\dagger} c_i - U \sum_{i \in \text{B}} c_i^{\dagger} c_i, \quad (1)$$

where  $H_{\text{SLG}}^{\text{T,M,B}}$  represent respectively the monolayer graphene Hamiltonian of the top (T), middle (M) and

bottom (B) layers, and can be written as

$$H_{\text{SLG}} = -t \sum_{\langle ij \rangle} c_i^{\dagger} c_j + it_{\text{R}} \sum_{\langle ij \rangle \alpha \beta} (\mathbf{s}_{\alpha \beta} \times \mathbf{d}_{ij})_z c_{i\alpha}^{\dagger} c_{j\beta}, \quad (2)$$

where  $c_i^{\dagger}$  creates an electron on site  $i$ , and  $t$  is the intralayer hopping energy between nearest neighbours. The Rashba SOC<sup>12</sup> strength is measured by  $t_{\text{R}}$ , where  $\mathbf{s}$  are spin Pauli matrices, and  $\mathbf{d}_{ij}$  describes a lattice vector pointing from site  $j$  to site  $i$ . The interlayer hopping  $t_{\perp}$  couples two neighbouring layers in a Bernal stacking pattern. Finally, the gate bias  $2U$  is applied by setting the lattice site potentials to be  $+U$ ,  $0$ , and  $-U$  on the top, middle, and bottom layers, respectively.

*Quantum valley-Hall edge modes*— When a perpendicular electric field is applied on a multilayer graphene, a nontrivial bulk gap opens to host a quantum valley-Hall state. This is characterized by a valley Hall conductivity given by  $\sigma_{xy}^v = (\sigma_{xy}^{\text{K}} - \sigma_{xy}^{\text{K}'})e^2/2h$  for the spinless case,<sup>7,13</sup> where  $\sigma_{xy}^{\text{K,K}'}$  is obtained by using a continuum model at K or K'. When these two valleys are separated and intervalley scattering is avoided, such valley Hall conductivity assumes an integer (semi-integer) value for even (odd)- $N$  layers of graphene stacks<sup>14</sup>. Such a bulk quantization only has edge correspondence at specific system boundaries. For example, zigzag ribbon geometries with large momentum separation between valleys<sup>15</sup> can support valley-Hall edge modes, manifesting the quantized valley-Hall conductivity of the bulk<sup>7</sup>. For *even*  $N$ , we can see an integer number of valley-Hall edge mode pairs located at both edges in keeping with the integer quantization of valley-Hall conductivity. For *odd*  $N$ , however, a qualitatively distinct feature is observed in the valley-Hall edge modes that we discuss at length in the following. Due to the requirement of absence of intervalley scattering, quantum valley Hall state is considered as a “weak” topological state, compared to the topologically protected quantum-Hall effect. This scenario resembles the requirement of time-reversal symmetry protection in  $Z_2$  topological insulator.

Figure 1(a) plots the band structure of a zigzag-edged trilayer graphene ribbon in the presence of an interlayer potential difference  $U = 0.1t$ . One can clearly observe the

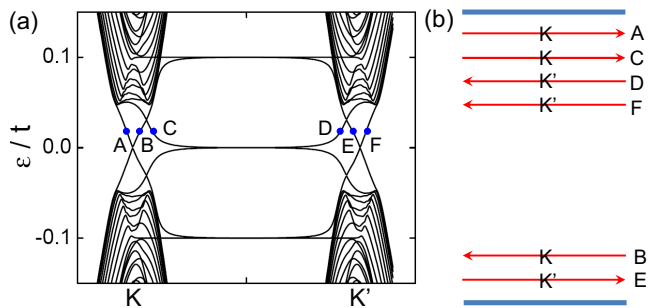


FIG. 1: (Colour online) (a) Band structure of a zigzag-terminated trilayer graphene ribbon in presence of an interlayer potential difference proportional to  $U = 0.1t$ . Letters ‘A-F’ label the six edge states inside the bulk gap with the same Fermi energy. (b) Edge modes of the edge states labelled in (a). Spins are doubly degenerate and valleys are associated with the edge states. Note that there are two pairs of valley-helical edge states at the upper boundary, while only one pair is localized at the lower boundary.

valley-Hall edge states in the vicinity of each valley inside the bulk gap. At charge neutrality, the edge modes in the system are formed by the left- and right-going states within the same valley (A, B and E, F) located at opposite edges as illustrated schematically in Fig. 1(b). As soon as the Fermi level is shifted from neutrality, the system acquires two additional edge modes, labelled for electron-doped case with letters C, D in Fig. 1(a). This additional pair of edge modes forms two counter-propagating channels with opposite valley flavours, and is located at the same boundary of the ribbon, giving rise to a net valley-polarized current. The real-space edge location can be reversed by changing the direction of the external electric field. At the same time edge asymmetry of electron-hole wave functions allows for the control of the spatial distribution of edge modes through carrier doping.

Here, we give an intuitive picture on how the valley-Hall edge modes emerge in trilayer graphene. In the absence of interlayer coupling, a gated trilayer graphene is composed of three single layer graphene stacks with their electronic bands relatively shifted by the external potential difference. When the interlayer coupling is further included, gaps open at the bulk band crossing points. Simultaneously, a pair of edge mode is formed at each valley point, i.e., bands labeled by A,B at valley K and E,F at valley K'. Based on the fact that A,F (B,E) are located at the same boundary, we can attribute that the band labeling with A,F(B,E) originates from one of the top (bottom) flat band. And the central flat bands connect with the bulk conduction (valence) bands to form the special band labeled with C,D, which gives rise to the unbalance edge mode.

Therefore, we find an interesting scenario where both the valley polarized current directions as well as their location at a given edge can be appropriately switched through electric gating or controlling the carrier density.

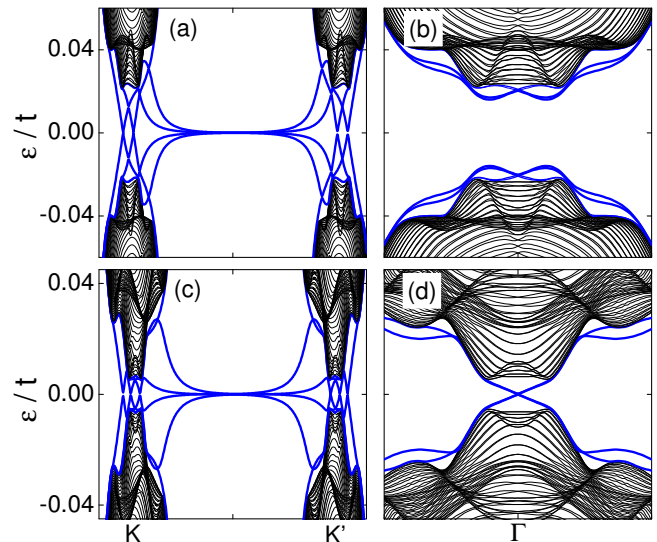
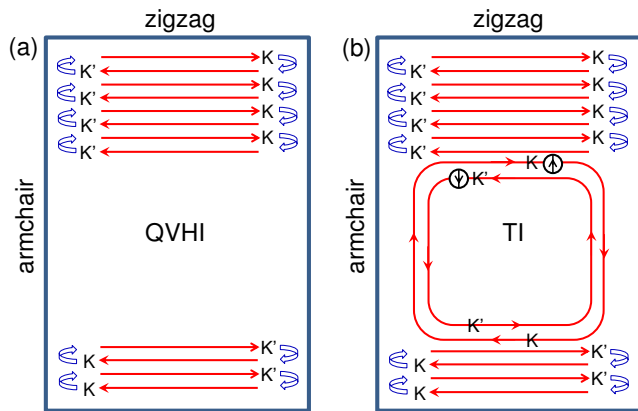


FIG. 2: (Colour online) Band structures of zigzag [(a) and (c)] and armchair [(b) and (d)] trilayer graphene ribbons at a fixed interlayer potential difference  $U = 0.1t$  with different Rashba SOC. (a)-(b):  $t_R = 0.05t$ , six edge states, shown in blue (thick) lines, appear at each valley in zigzag ribbon; no gapless edge state exists inside the bulk gap of armchair ribbon, though there are some emerging gapped edge bands. (c)-(d):  $t_R = 0.12t$ , one more pair of edge states are induced at each valley of zigzag ribbon, and gapless edge states are now formed inside the bulk gap of armchair ribbon.

The above anomalous features of the unbalanced edge modes in ABC trilayer graphene are preserved when the system is brought into a topological insulator phase.

*Z<sub>2</sub> topological insulator edge modes*— Spin-orbit coupling strengths for carbon atoms in graphene were estimated to have an extremely small value of the order of  $10^{-7}$  eV, rendering an almost negligible effect for both intrinsic and Rashba SOC in graphene under realistic conditions<sup>16,17</sup>. However, interactions with substrates<sup>18</sup> or adatoms<sup>19</sup> that introduce an additional inter-atomic effective electric field can increase the Rashba-type SOC to energy scale orders of meVs. Interplay of Rashba SOC with layer inversion symmetry breaking potential in bilayer graphene was shown to trigger an interesting phase transition from a quantum valley-Hall phase into a valley-protected topological insulator phase<sup>20</sup>. We show that a similar topological phase transition is also found in gated trilayer graphene, but with additional novel features. The effect of a Rashba SOC is to split the spin degeneracy of the bands and lead to an eventual formation of time-reversal invariance protected gapless edge modes for sufficiently strong Rashba SOC  $t_R$ . In Fig. 2, we show the band structure evolution as a function of  $t_R$  for both zigzag [panels (a) and (c)] and armchair [panels (b) and (d)] trilayer ribbons at a fixed potential difference  $U = 0.1t$ . Edge states are plotted in blue (thick) lines to distinguish from the bulk bands in black (thin) lines.

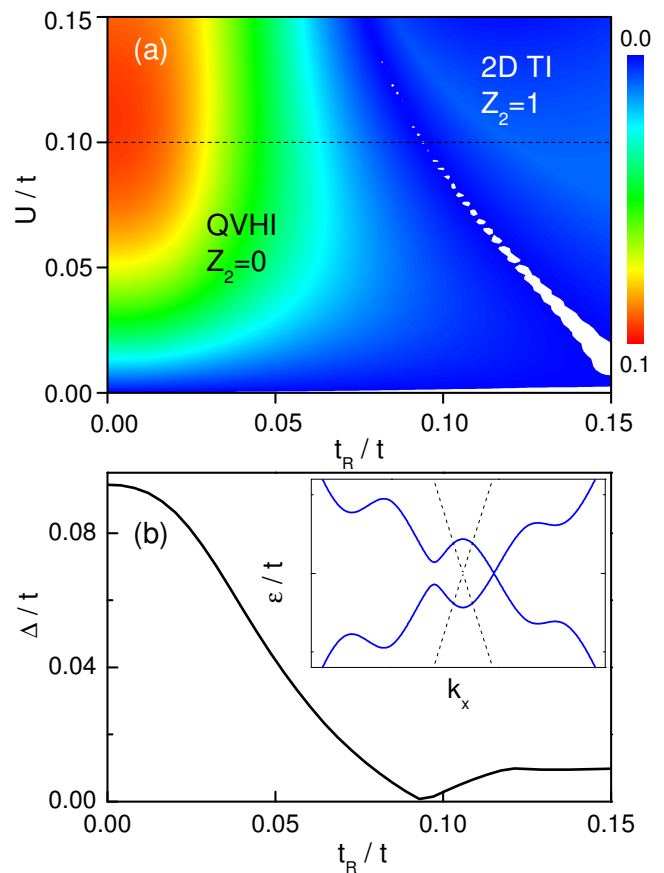


When a small Rashba SOC is introduced, i.e.,  $t_R = 0.05t$ , the bulk band gap of the system starts to decrease and the spin degeneracy of the bulk bands is lifted. In Fig. 2(a) for the zigzag ribbon, one can observe that three spin-degenerate pairs of edge states are split into six pairs of non-degenerate edge modes, still preserving the uneven spatial distribution at opposite edges: four pairs of edge states propagating along one edge, while only two pairs travelling along the other edge, as shown in Fig. 3(a). Simultaneously, edge modes start to emerge within the bulk gap for the armchair ribbon as shown in Fig. 2(b).

With further increase of Rashba SOC, the bulk band gap continues to decrease while the system remains in the QVHI phase. The system finally reaches a critical point at  $t_R = 0.094t$ , where the bulk gap completely closes. Beyond this point, the bulk band gap reopens, which suggests a topological phase transition. In the following, we demonstrate the novel characteristics of the resulting edge modes in zigzag-terminated trilayer graphene ribbon after the phase transition.

Figures 2(c) and 2(d) show the band structures for a larger Rashba SOC  $t_R = 0.12t$ . In zigzag-terminated trilayer graphene, we find a different behaviour with respect to the bilayer case, where one pair of edge states merge and disappear into the bulk bands<sup>20</sup>. Here, a new pair of edge states emerges from the bulk at both valleys  $K$  and  $K'$ , giving rise to a total of eight pairs of edge modes inside the bulk gap [see Fig. 2(c)]. The resulting edge modes have a rather surprising spatial arrangement as we show in the schematic plot in Fig. 3(b): five pairs of edge

states are located at the upper boundary, while three pairs are located at the lower boundary. The odd pairs of spin-helical edge states propagating in a time-reversal invariant system indicate a topological insulator state. In this way, we provide an intuitional picture showing that unequal numbers of edge state pairs at opposite sample boundaries can exist in a graphene-based TI system due to the protection of large valley separation.



states are located at the upper boundary, while three pairs are located at the lower boundary. The odd pairs of spin-helical edge states propagating in a time-reversal invariant system indicate a topological insulator state. In this way, we provide an intuitional picture showing that unequal numbers of edge state pairs at opposite sample boundaries can exist in a graphene-based TI system due to the protection of large valley separation.

A further confirmation of the topological insulator is the appearance of two pairs of gapless edge states in the armchair-terminated trilayer graphene ribbon: there is one (odd) pair of edge states flowing along each boundary of the armchair ribbon [see the vertical direction of

states are located at the upper boundary, while three pairs are located at the lower boundary. The odd pairs of spin-helical edge states propagating in a time-reversal invariant system indicate a topological insulator state. In this way, we provide an intuitional picture showing that unequal numbers of edge state pairs at opposite sample boundaries can exist in a graphene-based TI system due to the protection of large valley separation.

Fig. 2(d)]. Based on the above analysis, we can obtain a schematic diagram of the topological insulator edge states in trilayer graphene as illustrated in Fig. 3(b): there is one pair of time-reversal invariance protected edge states circulating along any boundaries, while the remaining edge modes can only propagate along zigzag boundaries due to the inter-valley scattering present in an armchair edge. Note that the five (three) pairs of edge modes at the upper (lower) boundary are equally-weighted and nontrivial.

Another important signature of TI is the  $Z_2$  topological number that characterizes the band topology<sup>12,21</sup>. Using the method described in Ref. [22], we numerically compute the  $Z_2$  topological number for our system, and the results show that  $Z_2 = 0$  before the phase transition, while  $Z_2 = 1$  after the phase transition, consistent with our band structure analysis.

*Phase-diagram*— To give a complete understanding on how the QVHI phase evolves as functions of  $t_R$  and  $U$ , we present a “phase-diagram” of the bulk band gap  $\Delta$  in Fig. 4(a). Colour maps are used to indicate the bulk gap magnitude. The two separate regimes correspond to a conventional QVHI phase with  $Z_2 = 0$  and  $\sigma_{xy}^v = 3e^2/h$  (considering both spins) and a topological insulator phase with  $Z_2 = 1$ , respectively. As a guide to the eye, we plot the bulk gap dependence as a function of  $t_R$  at a fixed potential difference  $U = 0.1t$  in Fig. 4(b) that shows one gap closure and reopening as we discussed before.

Different from the topological phase transition in bilayer graphene occurring exactly at  $K$  and  $K'$  points, in trilayer graphene the bulk band gaps close at some points away from the exact valley  $K/K'$  points [see the Inset of Fig. 4(b)]. As a consequence, the low-energy continuum model can not correctly capture this nontrivial topological insulator phase. Therefore, although the obtained topological insulator phase in trilayer graphene is still associated with valley degrees of freedom, one can not calculate a well-defined valley-Hall conductivity from the corresponding continuum model.

*Summary and discussions*— We have studied the spatial imbalance and valley current polarization of the edge modes in gated trilayer graphene. The spatially uneven distribution of edge modes arises from the half-integer quantum valley-Hall conductivity of trilayer graphene that challenges the conventional understanding of how edge modes are related with the bulk topology. These features can in principle be explored in a doubly gated trilayer device that would allow for a direct control of the edge modes, either by modifying the carrier doping or reversing the sign of the interlayer potential difference. Although perfect zigzag trilayer graphene may not be experimentally accessible in current conditions, it is argued that a substantial contribution of quantum transport in realistic samples of bulk gapped multilayers might still be mediated by valley-Hall edge modes<sup>23</sup>. In such cases, the experimental signatures of edge mode imbalance in trilayer graphene discussed in this Rapid Communication should have measurable consequences in

electron transport experiments, e.g. in the form of orbital moments<sup>13</sup> generated by the imbalanced current carrying edge modes.

Another noteworthy finding reported in the present work is that the trilayer graphene can be turned into a topological insulator phase in the presence of sufficiently large Rashba SOC, where the distribution of the edge modes at opposite boundaries remains uneven. Due to the special structure of zigzag ribbon without intervalley scattering, we show that the numbers of edge mode pairs at both boundaries are odd, and most importantly, they are unequal, i.e. five pairs at one boundary while three pairs at the other. When these edge states encounter the armchair edge, only one pair of topologically protected edge modes can survive due to the presence of strong inter-valley scattering.

Finally, we discuss the stability of the unbalanced edge states in the presence of external disorders. As demonstrated in Ref.<sup>24</sup>, the valley-Hall edge modes can be easily destroyed by short range disorders due to the back scattering between valleys. On the contrary, it is found that long range (smooth) disorders can strongly suppress the back scattering. Moreover, in graphene the impurity scattering in graphene mainly arises from the long-range Coulomb scatterers. Therefore, the proposed unbalanced edge modes are robust against the smooth disorders and should be detectable in a realistic zigzag trilayer graphene ribbon. Recently, it is reported<sup>25,26</sup> that surface states in weak topological insulators having even number of Dirac cones are very robust as long as the perturbation does not break the time reversal symmetry.

*Acknowledgements*— We acknowledge financial support by the NSF (Grant No. DMR 0906025), the Welch Foundation (Grant No. F-1255, TBF1473), NRI-SWAN, the DOE (Grant No. DE-FG03-02ER45958, Division of Materials Science and Engineering) and the Texas Advanced Research Program.

- 
- \* Electronic address: zhqiao@physics.utexas.edu
- <sup>1</sup> R. B. Laughlin, Phys. Rev. B **23**, 5632 (1981); B. I. Halperin, Phys. Rev. B **25**, 2185 (1982); D. J. Thouless, M. Kohmoto, M. P. Nightingale, and M. den Nijs, Phys. Rev. Lett. **49**, 405 (1982); M. Kohmoto, Ann. Phys. (N.Y.) **160**, 343 (1985).
  - <sup>2</sup> For recent reviews, see M. Z. Hasan and C. L. Kane, Rev. Mod. Phys. **82**, 3045 (2010); X.-L. Qi and S.-C. Zhang, Rev. Mod. Phys. **83**, 1057 (2011).
  - <sup>3</sup> P. Ghaemi, S. Ryu, and D.-H. Lee, Phys. Rev. B **81**, 081403(R) (2010); W.-K. Tse, Z. H. Qiao, Y. G. Yao, A. H. MacDonald, and Q. Niu, Phys. Rev. B **83**, 155447 (2011).
  - <sup>4</sup> G. E. Volovik: *The Universe in a Helium Droplet* (Oxford University Press, Oxford, U.K., 2003).
  - <sup>5</sup> I. Martin, Ya. M. Blanter, A. F. Morpurgo, Phys. Rev. Lett. **100**, 036804 (2008).
  - <sup>6</sup> W. Yao, S. A. Yang and Q. Niu, Phys. Rev. Lett. **102**, 096801 (2009).
  - <sup>7</sup> J. Jung, F. Zhang, Z. H. Qiao and A. H. MacDonald, Phys. Rev. B **84**, 075418 (2011).
  - <sup>8</sup> Z. H. Qiao, J. Jung, Q. Niu and A. H. MacDonald, Nano Lett. **11**, 3453 (2011).
  - <sup>9</sup> J. Jung, Z. H. Qiao, Q. Niu and A. H. MacDonald, Nano Lett. (2012). DOI: 10.1021/nl300610w.
  - <sup>10</sup> M. Killi, T.-C. Wei, I. Affleck, and A. Paramekanti, Phys. Rev. Lett. **104**, 216406 (2010).
  - <sup>11</sup> E. McCann and V. I. Fal'ko, Phys. Rev. Lett. **96**, 086805 (2006); M. Koshino, and E. McCann Phys. Rev. B **80**, 165409 (2009); F. Zhang, B. Sahu, H. Min, and A. H. MacDonald, Phys. Rev. B **82**, 035409 (2010); F. Zhang, J. Jung, G. .A. Fiete, Q. Niu, and A. H. MacDonald, Phys. Rev. Lett. **106**, 156801 (2011).
  - <sup>12</sup> C. L. Kane, and E. J. Mele, Phys. Rev. Lett. **95**, 146802 (2005); Phys. Rev. Lett. **95**, 226801 (2005).
  - <sup>13</sup> D. Xiao, W. Yao, and Q. Niu, Phys. Rev. Lett. **99**, 236809 (2007).
  - <sup>14</sup> E. Prada, P. San-Jose, L. Brey, and H. A. Fertig, Solid State Comm. **151**, 1075 (2011).
  - <sup>15</sup> L. Brey, and H. Fertig, Phys. Rev. B **73**, 235411 (2006).
  - <sup>16</sup> Y. G. Yao, F. Ye, X.-L. Qi, S.-C. ZHANG, and Z. Fang, Phys. Rev. B **75**, 041401(R) (2007).
  - <sup>17</sup> H. Min, J. E. Hill, N. A. Sinitsyn, B. R. Sahu, L. Kleinman, and A. H. MacDonald, Phys. Rev. B **74**, 165310 (2006).
  - <sup>18</sup> A. Varykhalov, J. Sánchez-Barriga, A. M. Shikin, C. Biswas, E. Vescovo, A. Rybkin, D. Marchenko, and O. Rader, Phys. Rev. Lett. **101**, 157601 (2008); Y. S. Dedkov, M. Foinin, U. Rüdiger, and C. Laubschat, Phys. Rev. Lett. **100**, 107602 (2008); O. Rader, A. Varykhalov, J. Sánchez-Barriga, D. Marchenko, A. Rybkin, and A. M. Shikin, Phys. Rev. Lett. **102**, 057602 (2009); A. Varykhalov and O. Rader, Phys. Rev. B **80**, 035437 (2009).
  - <sup>19</sup> Z. H. Qiao, S. A. Yang, W. X. Feng, W.-K. Tse, J. Ding, Y. G. Yao, J. Wang, Q. Niu, Phys. Rev. B **82**, 161414(R) (2010); J. Ding, Z. H. Qiao, W. X. Feng, Y. G. Yao, Q. Niu, Phys. Rev. B **84**, 195444 (2011); H. Zhang, C. Lazo, S. Blügel, S. Heinze, and Y. Mokrousov, Phys. Rev. Lett. **108**, 056802 (2012).
  - <sup>20</sup> Z. H. Qiao, W.-K. Tse, H. Jiang, Y. G. Yao, and Q. Niu, Phys. Rev. Lett. **107**, 256801 (2011).
  - <sup>21</sup> L. Fu and C. L. Kane, Phys. Rev. B **74**, 195312 (2006).
  - <sup>22</sup> T. Fukui and Y. Hatsugai, J. Phys. Soc. Jpn. **76**, 053702 (2007); A. M. Essin and J. E. Moore, Phys. Rev. B **76**, 165307 (2007); D. Xiao, Y. G. Yao, W. X. Feng, J. Wen, W. G. Zhu, X.-Q. Chen, G. M. Stocks, and Z. Y. Zhang, Phys. Rev. Lett. **105**, 096404 (2010).
  - <sup>23</sup> J. Li, I. Martin, M. Büttiker and A. F. Morpurgo, Nature Physics **7**, 38 (2011).
  - <sup>24</sup> Z. H. Qiao, S. A. Yang, B. Wang, Y. G. Yao, and Q. Niu, Phys. Rev. B **84**, 035431 (2011).
  - <sup>25</sup> R. S. K. Mong, J. H. Bardarson, and J. E. Moore, Phys. Rev. Lett. **108**, 076804 (2012)
  - <sup>26</sup> Z. Ringel, Y. E. Kraus, and A. Stern, arXiv:1105.4351v1 (2011).