



CHORUS

This is the accepted manuscript made available via CHORUS. The article has been published as:

Hydrodynamic thermoelectric transport in Corbino geometry

Songci Li, Alex Levchenko, and A. V. Andreev

Phys. Rev. B **105**, 125302 — Published 10 March 2022

DOI: [10.1103/PhysRevB.105.125302](https://doi.org/10.1103/PhysRevB.105.125302)

Hydrodynamic thermoelectric transport in Corbino geometry

Songci Li,¹ Alex Levchenko,¹ and A. V. Andreev^{2,3,4}

¹*Department of Physics, University of Wisconsin-Madison, Madison, Wisconsin 53706, USA*

²*Department of Physics, University of Washington, Seattle, Washington 98195, USA*

³*Skolkovo Institute of Science and Technology, Moscow, 143026, Russia*

⁴*L. D. Landau Institute for Theoretical Physics, Moscow, 119334, Russia*

(Dated: February 28, 2022)

We study hydrodynamic electron transport in Corbino graphene devices. Due to the irrotational character of the flow the forces exerted on the electron liquid are expelled from the bulk. We show that in the absence of Galilean invariance force expulsion produces qualitatively new features in thermoelectric transport: *i*) it results in drops of both voltage and temperature at the system boundaries; *ii*) in conductance measurements in pristine systems the electric field is not expelled from the bulk. We obtain thermoelectric coefficients of the system in the entire crossover region between charge neutrality and high electron density regime. The thermal conductance exhibits a sensitive Lorentzian dependence on the electron density. The width of the Lorentzian is determined by the fluid viscosity. This enables determination of viscosity of electron liquid near charge neutrality from purely thermal transport measurements. In general, the thermoelectric response is anomalous: it violates the Matthiessen's rule, the Wiedemann-Franz law, and the Mott relation.

I. INTRODUCTION

Hydrodynamic electron transport in graphene devices has been the subject of active experimental [1–9] and theoretical research [10–25] over the past few years, see reviews [26–28] and references therein. In most electron systems the hydrodynamic flow corresponds to the flow of charge. The peculiarity of electron hydrodynamics in graphene is that at charge neutrality the hydrodynamic flow carries no charge and corresponds to pure heat transport [15–17]. The accurate control of electron density in graphene devices enables investigation of the full crossover between the entropy-dominated and charge-dominated regimes of hydrodynamic transport.

In large graphene monolayer samples, Refs. [1, 2] investigated this crossover and elucidated the anomalous thermoelectric response in a Dirac fluid. In this case the crossover width is determined by the bulk inhomogeneities of the device [20–22]. Recently experimental [29–33] and theoretical [34–37] efforts focused on hydrodynamic electron transport in the Corbino geometry. The interest in this geometry is that even in a pristine system the hydrodynamic flow generates energy dissipation associated with viscous stresses. This enables determination of intrinsic dissipative properties of the electron liquid from transport measurements.

Another peculiarity of the Corbino setup is related to the purely potential character of the flow. In this case in Galilean-invariant liquids the Bernoulli law holds despite the presence of dissipative stresses [38, 39]. In linear transport this corresponds to spatially uniform pressure in the liquid. In particular, for charged Galilean-invariant liquids this manifests in expulsion of the electric field from the interior of the system [36]. This effect has been probed in recent local imaging experiments [40]. Furthermore, magnetometry and scanning probe techniques in general allow direct visualization of the viscosity-dominated electronic flow profile [41–43].

High-quality electron magnetotransport measurements in graphene Corbino devices have been also reported [44].

These advances motivate theoretical description of hydrodynamic electron transport in Corbino devices in the full crossover between the regimes of charge neutrality and high electron density. An important aspect of these systems is absence of Galilean invariance of the electron liquid. Below we develop such a theory and describe thermoelectric response of the system as a function of electron density and temperature. We show that in the absence of Galilean invariance uniformity of pressure and expulsion of force from the bulk leads to qualitatively new consequences. In Galilean-invariant liquids [39] force expulsion corresponds to expulsion of the electric field from the bulk flow and produces a voltage jump at the system boundary. In the absence of Galilean invariance it produces discontinuities not only in voltage but also in temperature at the system boundary. This temperature jump may not be attributed to the Kapitza boundary resistance, which occurs at interfaces between liquid helium and solids [45, 46], or more generally between two media with mismatched acoustic impedances at low temperatures [47]. In particular, for a thermal resistance measurement in the present case, the temperature of the liquid is either higher (for centripetal flow) or lower (for centrifugal flow) than the temperatures of both contacts. This is in striking contrast with the Kapitza resistance situation, where the heat flux across the boundary flows from the medium with higher temperature to that with lower temperature. This difference can be traced to the fact that entropy production in the present case occurs inside flowing liquid rather than the contacts. As a result, the positive-definite thermal resistance of the system cannot be written as a sum of positive-definite contributions of the boundaries.

The appearance of a temperature jump at the boundary leads to another qualitative difference with Galilean-invariant systems: in a linear conductance measurement

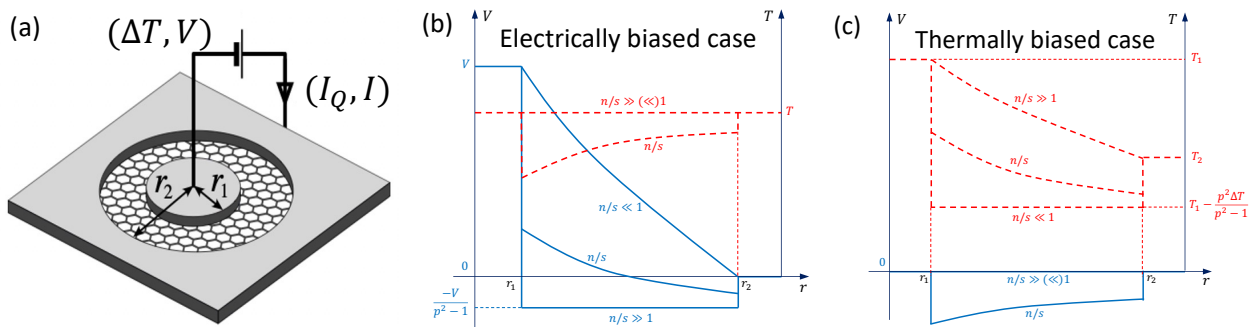


FIG. 1. (a) A schematic setup for the graphene Corbino device subject to a mixed thermoelectric bias with the temperature difference ΔT and voltage V applied between the electrodes that generate heat current I_Q and electric current I . Panels (b) and (c) show sketches for the spatial profile of the electric potential (blue) and temperature (red) at different densities for purely electrical and thermal bias respectively. Voltage drop occurs entirely in the bulk at charge neutrality, and at the boundary for large density limit, and conversely for the temperature drop. Note the existence of spatial regions where temperature/potential of the liquid is lower than that of both contacts.

the electric field is no longer expelled from the flow even in pristine systems. The reason is that in a general situation force expulsion does not require vanishing of the electric field, only that the force due to the electric field must be compensated by the force caused by the temperature gradient. Since the conductance is measured at zero temperature difference, the temperature drop at the system boundary must be compensated by temperature gradients in the bulk. Because of the force expulsion this produces electric field in the bulk flow.

The thermoelectric properties of the systems arise from two modes of charge and entropy transport, namely the hydrodynamic flow and transport relative to the liquid. The respective contributions to resistance have different dependence on the electron scattering time, one being proportional to it whereas the other being inversely proportional. This signifies the breakdown of the Matthiessen's rule in the hydrodynamic regime. For the resulting thermoelectric response, we find strong violation of the Wiedemann-Franz law and enhanced Seebeck coefficient when compared to the usual Lorenz number and semiclassical Mott formula of single particle transport, respectively.

II. HYDRODYNAMIC DESCRIPTION

We consider radial charge and heat transport in a Corbino device, which is contacted by the inner electrode of radius r_1 and the outer electrode of radius r_2 , as illustrated in panel (a) of Fig. 1. We assume that small electric current I and heat current I_Q are induced in the device by the voltage V and temperature difference ΔT between the electrodes. The hydrodynamic regime arises when the rate of momentum-conserving electron-electron collisions exceeds the rate of extrinsic processes leading to momentum and energy relaxation. In linear response both the particle and the entropy currents are conserved. Denoting the net electron current by I_n and the entropy

current by I_s , we write the continuity equation of particle and entropy currents in the form

$$\vec{x}u - \hat{\Upsilon}\vec{X} = \frac{\vec{I}}{2\pi r}, \quad \vec{I} = \begin{pmatrix} I_n \\ I_s \end{pmatrix}, \quad (1)$$

where $u(r)$ is the radial hydrodynamic velocity, and $r \in [r_1, r_2]$ is the radial coordinate. Here we introduced the two component column-vector of particle- and entropy- currents, \vec{I} , the column-vector of particle and entropy densities, $\vec{x}^\mathbb{T} = (n, s)$ (with the superscript \mathbb{T} indicating the transposition), and the corresponding column-vector of thermodynamically conjugate forces $\vec{X}^\mathbb{T}(r) = (-e\mathcal{E}, \nabla T)$ [48]. In the latter $e\mathcal{E}$ represents the electromotive force (EMF). The matrix $\hat{\Upsilon}$ characterizes the dissipative properties of the electron liquid. In the absence of Galilean invariance it is given by

$$\hat{\Upsilon} = \begin{pmatrix} \sigma/e^2 & \gamma/T \\ \gamma/T & \kappa/T \end{pmatrix} \quad (2)$$

and consists of the thermal conductivity κ , the intrinsic conductivity σ , and the thermoelectric coefficient γ , see Refs. [12–15]. For Galilean-invariant liquids we have $\sigma = \gamma = 0$. Equation (1) should be supplemented by the Navier-Stokes equation, which for a steady state linear response flow expresses local force balance. The radial force per unit area caused by the temperature gradient and EMF can be expressed in the column vector notations as $\vec{x}^\mathbb{T}\vec{X}$ [22], and for the radial flow we have

$$(\eta + \zeta)\hat{\Delta}u = \vec{x}^\mathbb{T}\vec{X}, \quad \hat{\Delta} = \frac{1}{r} \frac{d}{dr} \left(r \frac{d}{dr} \right) - \frac{1}{r^2}. \quad (3)$$

Here η and ζ are, respectively, the shear and bulk viscosities, which appear in the expression for the viscous stress tensor

$$\Sigma_{ij} = \eta(\partial_i u_j + \partial_j u_i) + (\zeta - \eta)\delta_{ij}\partial_k u_k. \quad (4)$$

For a single layer graphene the bulk viscosity ζ is expected to be negligible due to scale invariance of 2D electron systems with linear dispersion and Coulomb interactions [49, 50].

Equations (1) and (3) determine the spatial dependence of the flow velocity, electric field and temperature gradients in the interior of the Corbino disk in terms of the particle and entropy currents \vec{I} . Expressing the vector \vec{X} of electromotive and thermal gradient forces in terms of the radial velocity and currents using Eq. (1), and substituting the result into the Navier-Stokes equation (3) we obtain the following

$$\hat{\Delta}u - \frac{u}{l^2} = -\frac{1}{2\pi r(\eta + \zeta)}(\vec{x}^\top \hat{\Upsilon}^{-1} \vec{I}). \quad (5)$$

Here we introduced the length scale l defined by

$$l^{-2} = \frac{\vec{x}^\top \hat{\Upsilon}^{-1} \vec{x}}{\eta + \zeta} = \frac{s^2 \left[\frac{\sigma}{e^2} + \frac{n^2 \kappa}{s^2 T} - \frac{2n\gamma}{sT} \right]}{(\eta + \zeta) \left[\frac{\sigma}{e^2} \frac{\kappa}{T} - \frac{\gamma^2}{T^2} \right]}. \quad (6)$$

The general solution of Eq. (5) is given by the sum of a linear combination of modified Bessel functions of the first and second kind, $I_1(r/l)$ and $K_1(r/l)$, and the particular solution of the inhomogeneous equation, which has the form

$$u(r) = \frac{1}{2\pi r} \frac{\vec{x}^\top \hat{\Upsilon}^{-1} \vec{I}}{\vec{x}^\top \hat{\Upsilon}^{-1} \vec{x}}. \quad (7)$$

The latter describes the flow in the bulk of the Corbino disk, namely at distances greater than l away from the boundaries. The exponentially decaying and growing solutions of a homogeneous equation, $K_1(r/l)$ and $I_1(r/l)$, describe the deviations from the bulk flow (7) near the inner and outer boundary, and contribute to the thermoelectric resistance of the contacts.

The thermoelectric resistance matrix $\hat{\mathcal{R}}$ can be obtained by equating the Joule heat,

$$\mathcal{P} = \vec{I}^\top \hat{\mathcal{R}} \vec{I}, \quad \vec{I}^\top = (I, I_Q), \quad (8)$$

to the rate of energy dissipation in the bulk flow. Here $I = eI_n$ and $I_Q = TI_s$ are the electric and heat currents. We are interested in the bulk contribution to the thermoelectric resistance matrix. To this end, we neglect the deviations of the flow from the bulk flow (7), which contribute to the contact resistance. The total resistance matrix is obtained by adding to it the resistance matrices of the contacts. Keeping in mind the divergenceless character of the bulk flow we can express the latter in the form

$$\mathcal{P} = \frac{1}{2\eta} \int \sum_{ij} \Sigma_{ij}^2 d^2r + \int \vec{X}^\top \hat{\Upsilon} \vec{X} d^2r. \quad (9)$$

In this expression the first term accounts for the viscous dissipation generated by the hydrodynamic transport mode [first term in the left hand side of Eq. (1)].

The second term describes the entropy production due to the transport in the relative mode [second term in the left hand side of Eq. (1)], i.e. charge and energy transport relative to the liquid.

We begin by considering the contribution of the relative transport mode to the dissipation rate. The EMF and temperature gradients corresponding to the bulk flow $u(r)$ in Eq. (7) can be obtained by multiplying Eq. (1) by a row vector $\vec{\chi}^\top = (s, -n)$ from the left. As expected, the result,

$$\vec{X}(r) = -\frac{\vec{\chi}}{2\pi r} \frac{\vec{\chi}^\top \vec{I}}{\vec{\chi}^\top \hat{\Upsilon} \vec{\chi}}, \quad (10)$$

obeys the vanishing force density condition, $\vec{x}^\top \vec{X} = 0$, or more explicitly

$$-n\epsilon\mathcal{E} + s\nabla T = 0. \quad (11)$$

This corresponds to uniform pressure in the bulk [38, 39]. Substituting the expression (10) into Eq. (9) we obtain the rate of energy dissipation due to the relative transport mode.

The viscous contribution to the dissipation rate in Eq. (9) is evaluated by substituting the velocity (7) into the viscous stress tensor. For a radial flow there are only two nonvanishing components of the stress tensor. In cylindrical coordinates these are [51]

$$\Sigma_{rr} = 2\eta \frac{\partial u}{\partial r}, \quad \Sigma_{\phi\phi} = 2\eta \frac{u}{r}. \quad (12)$$

After a simple calculation we find the dissipated power \mathcal{P} in the form of Eq. (8) with the elements of the resistivity matrix given by

$$\mathcal{R}_{11} = \frac{1}{2\pi e^2} \left[\frac{2\eta \varkappa^2 (r_1^{-2} - r_2^{-2})}{s^2 (\varsigma + n\varkappa/s)^2} + \frac{\ln p}{\varsigma + n\varkappa/s} \right], \quad (13a)$$

$$\mathcal{R}_{22} = \frac{1}{2\pi T^2} \left[\frac{2\eta \varsigma^2 (r_1^{-2} - r_2^{-2})}{s^2 (\varsigma + n\varkappa/s)^2} + \frac{(n/s)^2 \ln p}{\varsigma + n\varkappa/s} \right], \quad (13b)$$

$$\mathcal{R}_{12} = \frac{1}{2\pi eT} \left[\frac{2\eta \varsigma \varkappa (r_1^{-2} - r_2^{-2})}{s^2 (\varsigma + n\varkappa/s)^2} - \frac{(n/s) \ln p}{\varsigma + n\varkappa/s} \right], \quad (13c)$$

and $\mathcal{R}_{21} = \mathcal{R}_{12}$. Here we introduced two dimensionless quantities

$$\varsigma = \frac{\sigma}{e^2} - \frac{n\gamma}{sT}, \quad \varkappa = \frac{n\kappa}{sT} - \frac{\gamma}{T}, \quad (14)$$

and also aspect ratio of the disk $p = r_2/r_1 > 1$.

The first terms in square brackets in Eqs. (13) represent the contributions to the thermoelectric resistance of the hydrodynamic transport mode. It is easy to see that they are proportional to the electron-electron relaxation time. This reflects the Gurzhi effect [52–54] - decrease of resistivity with increasing relaxation rate. The second terms in (13) correspond to the contribution of the relative transport mode and are inversely proportional to the relaxation time. The opposite scaling of these additive

contributions to the resistance with the relaxation rate implies violation of the Matthiessen's rule.

Note that although the resistance matrix can be written as a sum of two contributions, which depend on the inner and outer radii, these contributions are not positive-definite. Therefore the resistance matrix cannot be interpreted as a sum of contact resistances. This reflects the fact that the entropy production occurs in the bulk of the flow. The integrated dissipation is given by a difference of functions evaluated at r_1 and r_2 . Another point is that the contribution of the relative mode, namely the logarithmic terms, are associated with the drop of voltage and temperature in the bulk. In contrast, the contribution of the hydrodynamic mode is related to the voltage and temperature drops at the contacts.

III. TRANSPORT COEFFICIENTS

Since the dissipated power is also expressed as $\mathcal{P} = \vec{I}^T \vec{\mathcal{X}}$, where $\vec{\mathcal{X}} = (V, \Delta T/T)^T$ are the applied voltage and temperature difference, the inverse matrix of $\hat{\mathcal{R}}$, $\hat{\mathcal{G}} \equiv \hat{\mathcal{R}}^{-1}$, relates the linear response of current \vec{I} to the applied voltages, i.e. $\vec{I} = \hat{\mathcal{G}} \vec{\mathcal{X}}$. Therefore, $\hat{\mathcal{G}}$ is the macroscopic conductance matrix. These general results are applied below to common setups used in thermoelectric measurements.

A. Thermal resistance

The thermal resistance R_{th} , is obtained by setting the electric current I to zero. The computed dissipation \mathcal{P} in Eq. (8) is given by $\mathcal{P} = \mathcal{R}_{22} I_Q^2$. Employing thermodynamic relations, one finds the entropy production rate $\dot{S} = I_Q \Delta T/T^2 = R_{\text{th}} I_Q^2/T^2$, and the dissipated power $\mathcal{P} = T \dot{S} = R_{\text{th}} I_Q^2/T$. Therefore, the thermal resistance is $R_{\text{th}} = T \mathcal{R}_{22}$. Using Eq. (13b) we get

$$R_{\text{th}} = \frac{1}{2\pi T} \left[\frac{2\eta}{s^2 r_2^2} \frac{\zeta^2 (p^2 - 1)}{(\zeta + n\kappa/s)^2} + \frac{(n/s)^2 \ln p}{\zeta + n\kappa/s} \right]. \quad (15)$$

At charge neutrality $n \rightarrow 0$ the second term vanishes. We also note that the thermoelectric coefficient vanishes at the Dirac point, $\gamma \rightarrow 0$, due to approximate particle-hole symmetry. Therefore, at the charge neutrality point the thermal resistance is determined by the viscosity of the electron liquid, $R_{\text{th}} = A\eta/Ts^2$, where $A = (p^2 - 1)/\pi r_2^2$ is the geometric coefficient. For a graphene monolayer $\eta \sim s \sim (T/v)^2$, up to an additional logarithmic renormalizations of viscosity [10]. Therefore, we conclude that $R_{\text{th}} \propto 1/T^3$. In the opposite limit of high density $n \gg s$, the thermal resistance is dominated by the bulk term, which reduces to $R_{\text{th}} = \ln p / (2\pi\kappa)$.

To elucidate the physical origin of the viscous contribution to the thermal resistance it is instructive to derive it from an alternative consideration. The radial viscous stresses arising in the liquid exert additional radial force

on the contacts, which must be compensated by excess pressure. This pressure difference may be related to the voltage and temperature drop at the contacts by the thermodynamic identity $dP = nd\mu + sdT$ [48]. Let us focus for the sake of clarity on the charge neutrality point, $n = 0$. In this case we find from the force expulsion condition (11) that the temperature of the liquid must be uniform in the bulk, $T(r) = T_l$, whereas for the pressure jumps at the boundary with the contacts are given by

$$s(T_i - T_l) = \Sigma_{rr}(r_i), \quad (16)$$

where T_i the temperature of the i -th contact. Using $u(r)$ from Eq. (7) at $I_n = 0$ and calculating Σ_{rr} from Eq. (12) at both boundaries we obtain

$$T_l - T_i = -\frac{\eta I_s}{\pi s^2} \frac{1}{r_i^2}. \quad (17)$$

The net temperature drop is consistent with Eq. (15) for $n \rightarrow 0$. Note that the temperature of the liquid, T_l is either higher or lower than the temperatures of both leads, depending on the direction of the heat flow. As was explained above, this is a consequence of the bulk character of entropy production. A similar consequence of force expulsion occurs in charge transport away from charge neutrality. The voltage drop between the contacts and the electron liquid has the same sign at both boundaries. This behavior is illustrated in Fig. 1, where panels (b) and (c) show voltage and temperature distributions for varying density at different biasing setups. These predictions may be tested via high-resolution thermal imaging and scanning gate microscopies [55, 56].

B. Electrical resistance

To find the electric resistance R , we set the net temperature drop ΔT to zero and find that R^{-1} is the 11 matrix element of $\hat{\mathcal{G}}$, i.e. $R^{-1} = \mathcal{G}_{11} = \mathcal{R}_{22}/\text{Det} \hat{\mathcal{R}}$. Using the matrix elements of $\hat{\mathcal{R}}$ in Eq. (13) we obtain

$$R^{-1} = \frac{2\pi e^2}{\ln p} \frac{\zeta^2}{\zeta + n\kappa/s} + \frac{\pi e^2 n^2 r_2^2}{\eta(p^2 - 1)}. \quad (18)$$

The second term here is inversely proportional to the shear viscosity of the liquid. It represents the contribution of the hydrodynamic transport mode to the electrical conductance. The first term is determined by the intrinsic transport coefficients of the electron liquid and represents contribution of the relative transport mode to the conductance. The additivity of these contributions to the conductance is in stark contrast to Matthiessen's rule. Violation of the latter is one of the hallmarks of hydrodynamic transport.

For Galilean-invariant liquids, where $\zeta = 0$, the first term in Eq. (18) vanishes. However, in a generic conductor the Galilean invariance is expected to be broken by the underlying crystalline lattice, and this term does not

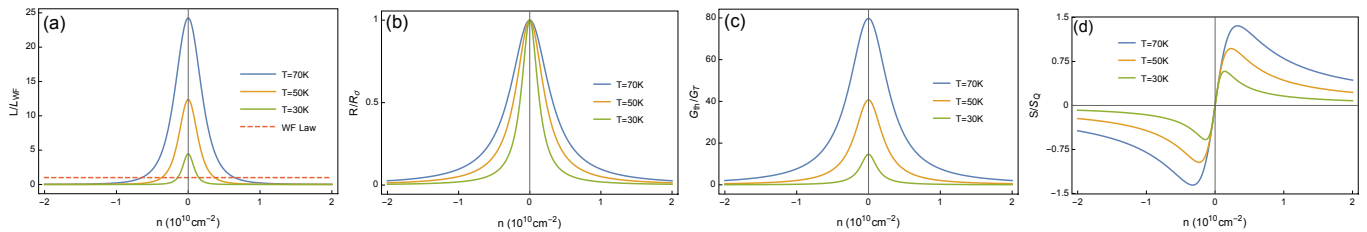


FIG. 2. Density dependence of transport coefficients for a graphene monolayer Corbino disk with the aspect ratio $r_2/r_1 = 3$ is illustrated for different temperatures: (a) the Lorenz ratio, next to the Wiedemann-Franz value $L_{WF} = \pi^2/3e^2$ (dashed line), (b) electric resistance normalized to $R_\sigma = \ln p/(2\pi\sigma)$, (c) thermal conductance normalized to $G_T = 2\pi T/\ln p$, (d) thermopower in units of $S_Q = \pi^2/3e$ (in units $\hbar = k_B = 1$).

vanish. In particular, in graphene near charge neutrality, $n/s \ll 1$, this term is particularly pronounced. Precisely at charge neutrality the second term vanishes and device resistance is determined by the intrinsic conductivity of the electron liquid, $R = \ln p/(2\pi\sigma)$. In contrast, at high density, $n/s \gg 1$, the viscous term prevails. Neglecting the first term we recover the result of Ref. [36], $R = \eta(r_1^{-2} - r_2^{-2})/\pi(en)^2$. However, even in the high density regime the presence of the first term in Eq. (18) implies that the electric field does not vanish in the bulk flow in pristine systems with broken Galilean invariance. The appearance of the electric field in the bulk is caused by the temperature drop at the system boundary. Since the electrical conductance is measured at zero net temperature difference, the latter must be compensated by the temperature gradients in the bulk. Due to the force balance condition (11) these gradients induce the EMF in the bulk.

C. Lorenz ratio

Let us now determine the Lorenz ratio $L = R/(TR_{th})$. In the Corbino geometry it exhibits a very sensitive density dependence near charge neutrality. To determine this dependence we focus on the entropy-dominated regime. Retaining the leading order terms $n/s \ll 1$ in Eq. (13) we find

$$L = \frac{1}{e^2} \left(\frac{s\Gamma}{n^2 + \Gamma^2} \right)^2, \quad \Gamma^2 = \frac{\sigma}{e^2} \frac{2\eta}{r_2^2} \left(\frac{p^2 - 1}{\ln p} \right). \quad (19)$$

Since Γ is inversely proportional to the system size, the width of the peak at charge neutrality is significantly smaller than s . Therefore in the above expression for Γ all quantities may be evaluated at charge neutrality.

It is apparent that at zero doping, $n \rightarrow 0$, the Lorenz ratio may greatly exceed the Wiedemann-Franz value of $L_{WF} = \pi^2/3e^2$. For a graphene monolayer their ratio may be estimated as $L/L_{WF} \propto (r_1/\lambda_T)^2$, where $\lambda_T \sim v/T$ is the thermal de Broglie wavelength. For a typical micron size of the disk one concludes that L can be as high as $L/L_{WF} \gtrsim 10$ at temperatures $T > 50$ K where electron hydrodynamic behavior is observed. This behavior is illustrated in Fig. 2(a). Furthermore, since

the intrinsic conductivity is only weakly (logarithmically) temperature dependent, the width of the peak is primarily governed by the fluid viscosity η . For the Dirac liquid it scales linearly with the temperature, $\Gamma \propto T$.

D. Thermoelectric effects

Lastly, we can determine the Seebeck coefficient $S = -(V/\Delta T)_{I=0}$ and Peltier coefficient $\Pi = (I_Q/I)_{\Delta T=0}$. They are connected by the Onsager relation $\dot{S} = \Pi/T = \mathcal{R}_{12}/T\mathcal{R}_{22}$. A direct calculation yields the thermopower in the form

$$S = \frac{1}{e} \frac{sn}{n^2 + \Gamma^2}, \quad (20)$$

At high density it reduces to the ratio of entropy density to charge density $S = s/(ne)$, which is the value in the ideal hydrodynamic limit [15, 57]. We note that the maximal thermopower, $S_{\max} = s/2\Gamma$ is achieved at rather small densities, $n = \Gamma$, and can substantially exceed the prediction by the Mott formula in the single-particle picture of transport. In Fig. 2(b)-(d) we illustrate the predicted density dependence of the transport coefficients for graphene monolayer devices at different temperatures.

For completeness, we consider two additional aspects of this transport problem. As any realistic sample has some degree of disorder, we include frictional forces in the analysis of hydrodynamic flow. This treatment is presented in Appendix A, where we use the model of long-range disorder potential which is applicable to high mobility graphene samples. In Appendix B we discuss electron transport in Corbino geometry in the ballistic regime, which may be realized in clean samples at low temperatures where the hydrodynamic description breaks down.

IV. SUMMARY

We obtained the thermoelectric resistance matrix of Corbino devices in the hydrodynamic regime, Eq. (13). It is comprised from the contributions of two transport mechanisms. The contribution of the hydrodynamic transport mechanism is described by the first terms in the

square brackets in Eq. (13). It corresponds to drops of temperature and voltage, which are localized at the sample boundaries, and arises from the dissipation caused by the viscous stresses in the bulk flow. Therefore it cannot be written as a sum of two positive-definite contributions of the two boundaries. The contribution to the thermoelectric resistance of charge and heat transport relative to the electron liquid is described by the second terms in the square brackets in Eq. (13). It accounts for the voltage and temperature gradients in the bulk flow. In the absence of Galilean invariance the electric field inside the liquid does not vanish in linear resistance measurements.

We applied these results to determine the thermal resistance, Eq. (15), electrical resistance, (18), the Lorentz ratio, (19) and the Seebeck coefficient, Eq. (20). All transport coefficients exhibit a sensitive dependence on the electron density with the characteristic scale $n \sim \Gamma$, which is governed by the liquid viscosity and the sample size, see Eq. (19). The hydrodynamic effects are manifested in strongly enhanced Lorentz ratio and thermoelectric power.

ACKNOWLEDGMENTS

We gratefully acknowledge illuminating discussions with Gregory Falkovich, Shahal Ilani, Philip Kim, Artem Talanov, Jonah Weissman of various physical phenomena relevant to this work.

This research was supported by the National Science Foundation Grant No. DMR-1653661 (S. L.), by the U.S. Department of Energy, Office of Science, Basic Energy Sciences Program for Materials and Chemistry Research in Quantum Information Science under Award No. DE-SC0020313 (A. L.), and by the MRSEC Grant No. DMR-1719797 (A. V. A). This project was initiated during the workshop ‘‘From Chaos to Hydrodynamics in Quantum Matter’’ at the Aspen Center for Physics, which is supported by National Science Foundation Grant No. PHY-1607611.

Appendix A: Disorder effects

To establish a closer connection to realistic graphene Corbino devices we discuss the impact of disorder scattering in the bulk of the flow. One of the main sources of disorder is believed to be due to charged impurities in the substrate on which graphene flake is deposited [58]. These impurities induce spatial fluctuations in the chemical potential leading locally to regions of positive and negative charge density. This regime is commonly referred to as charge puddles. For boron nitride encapsulated graphene devices scanning probes reveal that the correlation radius of these fluctuations is somewhere in the range $\xi \sim 100$ nm and local strength is in the range of ~ 5 meV [59]. In the Corbino geometry, provided the length scale separation, $l \ll \xi \ll r_2$, one can average the

flow of the electron fluid over the spatial inhomogeneities. This leads to an appearance of the effective friction force

$$\mathcal{F} = -ku, \quad k = \frac{\langle (s\delta n - n\delta s)^2 \rangle}{2s^2} \frac{1}{\zeta + n\kappa/s}, \quad (\text{A1})$$

which needs to be added in the Navier-Stokes equation (3). This form of the friction coefficient k was obtained in Ref. [22], where $\delta n(r)$ and $\delta s(r)$ denote local fluctuations of the particle and entropy densities, respectively, and $\langle \dots \rangle$ denotes spatial average. Accounting for \mathcal{F} in Eq. (3), and repeating the same steps of derivation, it is easy to see that the special solution for $u(r)$ is now replaced by

$$u(r) = \frac{1}{2\pi r} \left(\frac{1}{1 + kl^2/\eta} \right) \frac{\vec{x}^T \hat{\Upsilon}^{-1} \vec{I}}{\vec{x}^T \hat{\Upsilon}^{-1} \vec{x}}. \quad (\text{A2})$$

As friction in part obstructs expulsion of the force from the bulk of the flow, we need to include an additional contribution to the energy dissipation of the form

$$\mathcal{P}_{\mathcal{F}} = k \int u^2(r) d^2r \quad (\text{A3})$$

When computing both terms in Eq. (8) one finds that thermal resistance (at neutrality) is modified to

$$R_{\text{th}} = \frac{2\eta(r_1^{-2} - r_2^{-2}) + k \ln p}{2\pi T s^2} \left(\frac{1}{1 + kl^2/\eta} \right)^2 + \frac{\ln p}{2\pi \kappa} \left(\frac{kl^2/\eta}{1 + kl^2/\eta} \right)^2 \quad (\text{A4})$$

We note here that in contrast to Eq. (15), the bulk contribution no longer vanishes in the limit $n \rightarrow 0$. The form of the friction coefficient is also simplified at neutrality, where $k = (e^2/\sigma)\langle \delta n^2 \rangle/2$. To estimate it we notice that in the linear screening approximation the equilibrium density modulation is related to the external potential as $\delta n(q) = -\nu q U(q)/(q + a^{-1})$, where $a = 1/(2\pi e^2 \nu)$ is the Thomas-Fermi screening radius and $\nu \sim T/v^2$ is the thermodynamic single-particle density of states. In the hydrodynamic regime, correlation radius of disorder ξ exceeds the Thomas-Fermi screening radius a . Therefore, $k \sim (e^2/\sigma)\langle U^2 \rangle/(\xi^2 e^4)$, where we assumed that the spectral density of disorder potential does not have strong divergence at $q \rightarrow 0$ (e.g. encapsulation-induced disorder). Thus the friction term diminishes the contribution of the relative mode in the hydrodynamic regime since $kl^2/\eta \propto 1/T^4$, which decays rapidly with an increase of temperature. We also note that the temperature dependence of the friction contribution to resistance from $\mathcal{P}_{\mathcal{F}}$ decays faster with temperature than the viscous term since $k/(Ts^2) \propto 1/T^5$. The scattering off short-ranged quenched disorder gives an additional temperature independent contribution to the friction coefficient k . All other resistive coefficients can be modified accordingly.

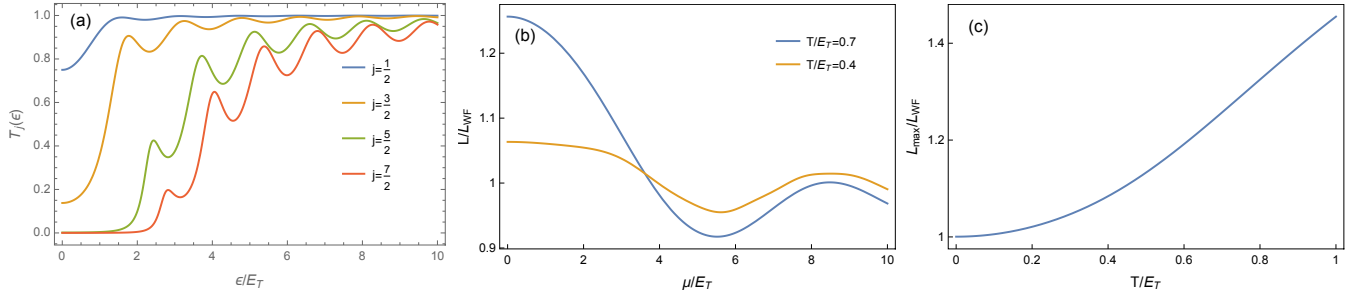


FIG. 3. The left panel-(a) shows energy dependence of partial transmission coefficients for different eigenmodes of quantization. The central panel-(b) displays the Lorenz ratio for a Corbino disk as a function of the chemical potential as computed from Eq. B3 at two different temperatures of the ballistic regime $T < E_T$. The right panel-(c) shows temperature dependence of the normalized Lorenz ratio at the neutrality point $\mu \rightarrow 0$.

Appendix B: Ballistic regime

For completeness, we briefly discuss thermoelectric matrix in the ballistic regime, which may be realized in clean systems at low temperatures, $T < E_T$, with $E_T = v/r_1$ being the characteristic Thouless energy of a Corbino disk. Adopting the Landauer-Büttiker description [60], all transport characteristics can be derived from the energy dependence of the transmission coefficient $\mathcal{T}(\varepsilon)$. For electrons traversing the monolayer graphene Corbino disk the transmission coefficient can be computed analytically from the solution of the Dirac equation in cylindrical coordinates. It takes the form [61, 62]

$$\mathcal{T}(\varepsilon) = \sum_j \mathcal{T}_j, \quad \mathcal{T}_j = \frac{16\lambda^2}{\pi^2 r_1 r_2} \frac{1}{\Gamma_+^2(\varepsilon) + \Gamma_-^2(\varepsilon)} \quad (\text{B1})$$

where $\lambda = v/|\varepsilon|$ is the electron wavelength and the sum goes over the odd integers $j = n + 1/2$ with $n \in \mathbb{Z}$. The functions in the denominator capture geometrical

resonances and are given by

$$\Gamma_{\pm}(\varepsilon) = \text{Im} \left[H_{j-1/2}^{(1)}(r_1/\lambda) H_{j\mp 1/2}^{(2)}(r_2/\lambda) \pm H_{j+1/2}^{(1)}(r_1/\lambda) H_{j\pm 1/2}^{(2)}(r_2/\lambda) \right] \quad (\text{B2})$$

with $H_n^{(1,2)}(z)$ the Hankel function of the (first, second) kind. For instance, in this formalism the Lorenz ratio can be then computed as follows

$$L = \frac{\mathcal{L}_0 \mathcal{L}_2 - \mathcal{L}_1^2}{e^2 T^2 \mathcal{L}_0^2}, \quad \mathcal{L}_n = \int \frac{d\varepsilon}{T} \frac{(\varepsilon - \mu)^n \mathcal{T}(\varepsilon)}{\cosh^2\left(\frac{\varepsilon - \mu}{2T}\right)} \quad (\text{B3})$$

For the contrast to the results of hydrodynamic theory, we plot numerical results for Eq. (B3) in Fig. 3. The Lorenz ratio exhibits oscillations as a function of chemical potential that reflects geometrical resonances in the transmission coefficient. Exactly at neutrality the Lorenz ratio for Dirac fermions stays above L_{WF} and shows moderate growth with an increase of temperature. For $T/E_T > 5$ the curve gradually saturates to the constant $L/L_{WF} \approx 2.37$. This regime is not shown in the plot as it is beyond the validity of single-particle description since we expect a crossover to the collision-dominated regime to occur at $T \sim E_T$.

-
- [1] J. Crossno, J. K. Shi, K. Wang, X. Liu, A. Harzheim, A. Lucas, S. Sachdev, P. Kim, T. Taniguchi, K. Watanabe, T. A. Ohki, K. C. Fong, *Observation of the Dirac fluid and the breakdown of the Wiedemann-Franz law in graphene*, Science **351**, 1058 (2016).
- [2] F. Ghahari, H.-Y. Xie, T. Taniguchi, K. Watanabe, M. S. Foster, and P. Kim, *Enhanced Thermoelectric Power in Graphene: Violation of the Mott Relation by Inelastic Scattering*, Phys. Rev. Lett. **116**, 136802 (2016).
- [3] D. A. Bandurin, I. Torre, R. K. Kumar, M. B. Shalom, A. Tomadin, A. Principi, G. H. Auton, E. Khestanova, K. S. Novoselov, I. V. Grigorieva, L. A. Ponomarenko, A. K. Geim, M. Polini, *Negative local resistance due to viscous electron backflow in graphene*, Science **351**, 1055 (2016).
- [4] Y. Nam, D.-K. Ki, Da. Soler-Delgado, and A. F. Morpurgo, *Electronhole collision limited transport in charge-neutral bilayer graphene*, Nat. Phys. **13**, 1207 (2017).
- [5] R. K. Kumar, D. A. Bandurin, F. M. D. Pellegrino, Y. Cao, A. Principi, H. Guo, G. H. Auton, M. Ben-Shalom, L. A. Ponomarenko, G. Falkovich, K. Watanabe, T. Taniguchi, I. V. Grigorieva, L. S. Levitov, M. Polini, A. K. Geim, *Superballistic flow of viscous electron fluid through graphene constrictions*, Nat. Phys. **13**, 1182 (2017).
- [6] D. A. Bandurin, A. V. Shytov, L. Levitov, R. K. Kumar, A. I. Berdyugin, M. Ben-Shalom, I. V. Grigorieva, A. K. Geim, G. Falkovich, *Fluidity onset in graphene*, Nat. (2016).

- Commun. **9**, 4533 (2018).
- [7] A. I. Berdyugin, S. G. Xu, F. M. D. Pellegrino, R. Krishna Kumar, A. Principi, I. Torre, M. Ben Shalom, T. Taniguchi, K. Watanabe, I. V. Grigorieva, M. Polini, A. K. Geim, D. A. Bandurin *Measuring Hall Viscosity of Graphene's Electron Fluid*, Science **364**, 162 (2019).
- [8] Cheng Tan, Derek Y. H. Ho, Lei Wang, J.I.A. Li, Indra Yudhistira, Daniel A. Rhodes, Takashi Taniguchi, Kenji Watanabe, Kenneth Shepard, Paul L. McEuen, Cory R. Dean, Shaffique Adam, James Hone, *Realization of a universal hydrodynamic semiconductor in ultra-clean dual-gated bilayer graphene*, arXiv:1908.10921 [cond-mat.mes-hall].
- [9] Zachary Krebs, Wyatt Behn, Songci Li, Keenan Smith, Kenji Watanabe, Takashi Taniguchi, Alex Levchenko, Victor Brar, *Imaging the breaking of electrostatic dams in graphene for ballistic and viscous fluids*, arXiv:2106.07212 [cond-mat.mes-hall].
- [10] Markus Müller and Subir Sachdev, *Collective cyclotron motion of the relativistic plasma in graphene*, Phys. Rev. B **78**, 115419 (2008).
- [11] M. Müller, L. Fritz, and S. Sachdev, *Quantum-critical relativistic magnetotransport in graphene*, Phys. Rev. B **78**, 115406 (2008).
- [12] Lars Fritz, Jörg Schmalian, Markus Müller, and Subir Sachdev, *Quantum critical transport in clean graphene*, Phys. Rev. B **78**, 085416 (2008).
- [13] Alexander B. Kashuba, *Conductivity of defectless graphene*, Phys. Rev. B **78**, 085415 (2008).
- [14] M. Müller, J. Schmalian, and L. Fritz, *Graphene: A Nearly Perfect Fluid*, Phys. Rev. Lett. **103**, 025301 (2009).
- [15] M. S. Foster and I. L. Aleiner, *Slow imbalance relaxation and thermoelectric transport in graphene*, Phys. Rev. B **79**, 085415 (2009).
- [16] Trung V. Phan, Justin C. W. Song, Leonid S. Levitov, *Ballistic Heat Transfer and Energy Waves in an Electron System*, arXiv:1306.4972 [cond-mat.mes-hall].
- [17] B. N. Narozhny, I. V. Gornyi, M. Titov, M. Schütt, A. D. Mirlin, *Hydrodynamics in graphene: Linear-response transport*, Phys. Rev. B **91**, 035414 (2015).
- [18] H.-Y. Xie and M. S. Foster, *Transport coefficients of graphene: Interplay of impurity scattering, Coulomb interaction, and optical phonons*, Phys. Rev. B **93**, 195103 (2016).
- [19] P. S. Alekseev, A. P. Dmitriev, I. V. Gornyi, V. Yu. Kachorovskii, B. N. Narozhny, and M. Titov, *Counterflows in viscous electron-hole fluid*, Phys. Rev. B **98**, 125111 (2018).
- [20] A. Lucas, J. Crossno, K. C. Fong, P. Kim, and S. Sachdev, *Transport in inhomogeneous quantum critical fluids and in the Dirac fluid in graphene*, Phys. Rev. B **93**, 075426 (2016).
- [21] M. Zarenia, A. Principi, G. Vignale, *Disorder-enabled hydrodynamics of charge and heat transport in monolayer graphene*, 2D Mater. **6**, 035024 (2019).
- [22] Songci Li, Alex Levchenko, and A. V. Andreev, *Hydrodynamic electron transport near charge neutrality*, Phys. Rev. B **102**, 075305 (2020).
- [23] B. N. Narozhny, I. V. Gornyi, *Hydrodynamic approach to electronic transport in graphene: energy relaxation*, Frontiers in Physics **9**, 640649 (2021).
- [24] A. V. Andreev, *Electronic pumping of heat without charge transfer*, arXiv:2110.08361 [cond-mat.mes-hall].
- [25] Songci Li, A. V. Andreev, Alex Levchenko, *Hydrodynamic electron transport in graphene Hall bar devices*, arXiv:2202.10472 [cond-mat.mes-hall].
- [26] B. N. Narozhny, I. V. Gornyi, A. D. Mirlin, J. Schmalian, *Hydrodynamic Approach to Electronic Transport in Graphene*, Ann. Phys. **529**, 1700043 (2017).
- [27] A. Lucas, K.C. Fong, *Hydrodynamics of electrons in graphene*, J. Phys.: Condens. Matter **30**, 053001 (2018).
- [28] Alex Levchenko and Jörg Schmalian, *Transport properties of strongly coupled electronphonon liquids*, Annals of Physics **419**, 168218 (2020).
- [29] Jun Yan and Michael S. Fuhrer, *Charge Transport in Dual Gated Bilayer Graphene with Corbino Geometry* Nano Lett. **10**, 4521 (2010).
- [30] Clement Faugeras, Blaise Faugeras, Milan Orlita, M. Potemski, Rahul R. Nair, and A. K. Geim, *Thermal Conductivity of Graphene in Corbino Membrane Geometry*, ACS Nano **4**, 1889 (2010).
- [31] D. V. Nomokonov, A. V. Goran and A. A. Bykov, *Anisotropic Corbino conductivity in a magnetic field*, J. Appl. Phys. **125**, 164301 (2019).
- [32] Mariano Real, Daniel Gresta, Christian Reichl, Jürgen Weis, Alejandra Tonina, Paula Giudici, Liliana Arrachea, Werner Wegscheider, and Werner Dietsche, *Thermoelectricity in Quantum Hall Corbino Structures*, Phys. Rev. Applied **14**, 034019 (2020).
- [33] Masahiro Kamada, Vanessa Gall, Jayanta Sarkar, Manohar Kumar, Antti Laitinen, Igor Gornyi, and Pertti Hakonen, *Strong magnetoresistance in a graphene Corbino disk at low magnetic fields*, Phys. Rev. B **104**, 115432 (2021).
- [34] Andrea Tomadin, Giovanni Vignale, and Marco Polini, *Corbino Disk Viscometer for 2D Quantum Electron Liquids*, Phys. Rev. Lett. **113**, 235901 (2014).
- [35] Tobias Holder, Raquel Queiroz, and Ady Stern, *Unified Description of the Classical Hall Viscosity*, Phys. Rev. Lett. **123**, 106801 (2019).
- [36] Michal Shavit, Andrey Shytov, and Gregory Falkovich, *Freely Flowing Currents and Electric Field Expulsion in Baileys Electronics*, Phys. Rev. Lett. **123**, 026801 (2019).
- [37] Bailey Winstanley, Henning Schomerus, Alessandro Principi, *Eccentric Corbino FET in magnetic field: a highly tunable photodetector*, Phys. Rev. B **104**, 165406 (2021).
- [38] T. E. Faber, *Fluid Dynamics for Physicists*, (Cambridge University Press, New York, 1995), 1st edition.
- [39] Gregory Falkovich, *Fluid Mechanics*, (Cambridge University Press, 2018), 2nd edition.
- [40] Chandan Kumar, John Birkbeck, Joseph A. Sulpizio, David J. Perello, Takashi Taniguchi, Kenji Watanabe, Oren Reuven, Thomas Scaffidi, Ady Stern, Andre K. Geim, Shahal Ilani, *Imaging Hydrodynamic Electrons Flowing Without Landauer-Sharvin Resistance*, arXiv:2111.06412 [cond-mat.mes-hall].
- [41] J.A. Sulpizio, L. Ella, A. Rozen, J. Birkbeck, D.J. Perello, D. Dutta, M. Ben-Shalom, T. Taniguchi, K. Watanabe, T. Holder, R. Queiroz, A. Stern, T. Scaffidi, A.K. Geim, S. Ilani, *Visualizing Poiseuille flow of hydrodynamic electrons*, Nature **576**, 75 (2019).
- [42] M. J. H. Ku, T. X. Zhou, Q. Li, Y. J. Shin, J. K. Shi, C. Burch, H. Zhang, F. Casola, T. Taniguchi, K. Watanabe, P. Kim, A. Yacoby and R. L. Walsworth, *Imaging Viscous Flow of the Dirac Fluid in Graphene Using a Quantum Spin Magnetometer*, Nature **583**, 537 (2020).

- [43] A. Jenkins, S. Baumann, H. Zhou, S. A. Meynell, D. Yang, K. Watanabe, T. Taniguchi, A. Lucas, A. F. Young and A. C. Bleszynski Jayich, *Imaging the breakdown of ohmic transport in graphene*, arXiv:2002.05065 [cond-mat.mes-hall].
- [44] Y. Zeng, J. I. A. Li, S. A. Dietrich, O. M. Ghosh, K. Watanabe, T. Taniguchi, J. Hone, and C. R. Dean, *High-Quality Magnetotransport in Graphene Using the Edge-Free Corbino Geometry*, Phys. Rev. Lett. **122**, 137701 (2019).
- [45] P. L. Kapitza, *Heat transfer and superfluidity of Helium II*, Phys. Rev. **60**, 354 (1941).
- [46] I. M. Khalatnikov, *Heat transfer between solid-helium interface*, Zh. Eksp. Teor. Fiz. **22**, 687 (1952) [Sov. Phys. JETP **22**, 687 (1952)].
- [47] E. T. Swartz and R. O. Pohl, *Thermal boundary resistance*, Rev. Mod. Phys. **61**, 605 (1989).
- [48] L. D. Landau and E. M. Lifshitz, *Statistical Physics: Volume 5 of Course of Theoretical Physics Series* (Butterworth-Heinemann, Oxford, 2013), 3rd edition.
- [49] L. P. Pitaevskii and E.M. Lifshitz, *Physical Kinetics: Volume 10 of Course of Theoretical Physics Series*, (Pergamon Press, New York, 1981), 1st edition.
- [50] D. T. Son, *Vanishing Bulk Viscosities and Conformal Invariance of the Unitary Fermi Gas*, Phys. Rev. Lett. **98**, 020604 (2007).
- [51] L. D. Landau and E. M. Lifshitz, *Fluid Mechanics: Volume 6 of Course of Theoretical Physics Series* (Butterworth-Heinemann, Oxford, 1987), 2nd edition.
- [52] R. N. Gurzhi, *Minimum of Resistance in Impurity-free Conductors*, Sov. JETP **17**, 521 (1963).
- [53] L. W. Molenkamp, M. J. M. de Jong, *Electron-electron-scattering-induced size effects in a two-dimensional wire*, Phys. Rev. B **49**, 5038 (1994).
- [54] M. J. M. de Jong, L. W. Molenkamp, *Hydrodynamic electron flow in high-mobility wires*, Phys. Rev. B **51**, 13389 (1995).
- [55] Dorri Halbertal, Jo Cuppens, Moshe Ben Shalom, Lior Embon, Nitzan Shadmi, Yonathan Anahory, HR Naren, Jayanta Sarkar, Aviram Uri, Yuval Ronen, Yury Myasoedov, Leonid Levitov, Ernesto Joselevich, Andre Konstantin Geim, Eli Zeldov, *Nanoscale thermal imaging of dissipation in quantum systems*, Nature **539**, 407 (2016).
- [56] Dorri Halbertal, Moshe Ben Shalom, Aviram Uri, Kousik Bagani, Alexander Y. Meltzer, Ido Marcus, Yuri Myasoedov, John Birkbeck, Leonid S. Levitov, Andre K. Geim, Eli Zeldov, *Imaging resonant dissipation from individual atomic defects in graphene*, Science **358**, 1303 (2017).
- [57] A. V. Andreev, Steven A. Kivelson, and B. Spivak, *Hydrodynamic Description of Transport in Strongly Correlated Electron Systems*, Phys. Rev. Lett. **106**, 256804 (2011).
- [58] Y. Zhang, V. W. Brar, C. Girit, A. Zettl, and M. F. Crommie, *Origin of spatial charge inhomogeneity in graphene*, Nat. Phys. **5**, 722 (2009).
- [59] Jiamin Xue, Javier Sanchez-Yamagishi, Danny Bulmash, Philippe Jacquod, Aparna Deshpande, K. Watanabe, T. Taniguchi, Pablo Jarillo-Herrero and Brian J. LeRoy *Scanning tunnelling microscopy and spectroscopy of ultra-flat graphene on hexagonal boron nitride*, Nat. Mater. **10**, 282 (2011).
- [60] Yuli V. Nazarov and Yaroslav M. Blanter, *Quantum Transport: Introduction to Nanoscience*, (Cambridge University Press, 2009) 1st edition.
- [61] Adam Rycerz, Patrik Recher, and Michael Wimmer, *Conformal mapping and shot noise in graphene*, Phys. Rev. B **80**, 125417 (2009).
- [62] M. I. Katsnelson, *Quantum transport via evanescent waves in undoped graphene*, J. Comput. Theor. Nanosci. **8**, 912 (2011).