



CHORUS

This is the accepted manuscript made available via CHORUS. The article has been published as:

Two-dimensional topological materials discovery by symmetry-indicator method

Di Wang, Feng Tang, Jialin Ji, Wenqing Zhang, Ashvin Vishwanath, Hoi Chun Po, and Xiangang Wan

Phys. Rev. B **100**, 195108 — Published 7 November 2019

DOI: [10.1103/PhysRevB.100.195108](https://doi.org/10.1103/PhysRevB.100.195108)

Two-dimensional topological materials discovery by symmetry-indicator method

Di Wang^{†,1,2}, Feng Tang^{†,1,2}, Jialin Ji³, Wenqing Zhang⁴, Ashvin Vishwanath⁵, Hoi Chun Po⁶,
Xiangang Wan^{*,1,2}

¹National Laboratory of Solid State Microstructures and School of Physics, Nanjing University,
Nanjing 210093, China

²Collaborative Innovation Center of Advanced Microstructures, Nanjing 210093, China

³Materials Genome Institute, Shanghai University, Shanghai 200444, China

⁴Department of Physics and Shenzhen Institute for Quantum Science & Technology, Southern
University of Science and Technology, 1088 Xueyuan Road, Shenzhen, Guangdong 518055, China

⁵Department of Physics, Harvard University, Cambridge, MA, USA

⁶Department of Physics, Massachusetts Institute of Technology, Cambridge, MA, USA

Two-dimensional (2D) topological materials (TMs) have attracted tremendous attention due to the promise of revolutionary devices with non-dissipative electric or spin currents. Unfortunately, the scarcity of 2D TMs holds back the experimental realization of such devices. In this work, based on our recently developed, highly efficient TM discovery algorithm using symmetry indicators, we explore the possible 2D TMs in all non-magnetic compounds in four recently proposed materials databases for possible 2D materials. We identify hundreds of 2D TM candidates, including 205 topological (crystalline) insulators and 299 topological semimetals. In particular, we highlight MoS₂, with a mirror Chern number of -4, as a possible experimental platform for studying the interaction-induced modification to the topological classification of materials. Our results winnow out the topologically interesting 2D materials from these databases and provide a TM gene pool which for further experimental studies.

Introduction

The past decade has seen a rapid growth of research interest in topological materials (TMs) in which the exotic electronic states may provide a new avenue for spintronics, quantum computation and many other potential device applications [1,2]. Currently, a large number of weakly correlated three-dimensional (3D) TMs have been theoretically proposed and some of them have been experimentally confirmed, including topological insulators (TIs) [1,2], topological crystalline insulators (TCIs) [3], topological semimetals (TSMs) [4,5], and various other topological phases with more refined differences in fermiology [6-13].

Compared to their 3D counterparts, two-dimensional (2D) TMs could be better suited for technological applications due to their reduced dimensionality, especially in devices utilizing coherent spin transport [1,2,14]. For instance, the one-dimensional topologically protected edge states of 2D TMs should be more immune to undesired backscattering. Furthermore, 2D materials

can be readily assembled into a myriad of heterostructures with highly tunable physical properties [15,16]. However, very few 2D TIs have been experimentally realized yet despite the large number of theoretical proposals [14,17-23]. The well-known examples are HgTe/CdTe and InAs/GaSb/AlSb quantum well systems [24,25]. Unfortunately, due to a small nontrivial bulk band gap it is challenging to leverage their topological characters for technological applications. Recently, signatures of the quantum spin Hall effect in thin film WTe₂ have also been reported [26,27]. But WTe₂ has significant elastic scattering in the edge, which hampers its applications [26]. In addition, even less experimental progress has been made on 2D TCI [28] and TSM [29].

Such scarcity for experimental materials platforms can be partly attributed to the fact that the study of 2D materials is a relatively young field, with most of the recent development stimulated by the mechanical exfoliation of graphene in 2004 [30]. Since then, research interest in studying 2D materials has grown exponentially and dozens of 2D materials have been successfully synthesized [15,16], with notable examples being the graphene family with honeycomb structures, transition metal dichalcogenides, and metal halides. It is worth mentioning that the first-principles calculations play an important role in prediction of 2D materials. For example, a number of 2D materials, including silicene [31], stanene [19] and antimonene [32], are theoretically predicted firstly and then confirmed by experiment [33-35]. To further expand on the families of 2D materials, several databases for potential 2D crystals were recently developed. Ashton et al. [36] classified known crystal structures by the dimensionality of their structural motifs to identify layered compounds and predicted 826 stable 2D materials based on GGA calculations. Meanwhile, by exfoliating the bulk materials with a huge discrepancy between its experimental and numerical lattice constants, Choudhary et al. [37] propose 430 single layer materials using different functionals including GGA, LDA and optB88 functionals. According to robust geometric and bonding criteria, Mounet et al. [38] performed GGA calculations to identify a subset of layered compounds from bulk materials databases and predicted 258 compounds as the most promising 2D structures. Alternatively, Hastrup et al. [39] built their database including more than 1500 2D materials from GGA calculations by combinatorial lattice decoration of known crystal structure prototypes. Compared with the early 2D materials databases which are scarce and less developed, these four databases [36-39] are more comprehensive and provide a basis for the large-scale prediction for 2D TMs.

In this work, we perform a comprehensive search for 2D TMs in these databases. While TMs discovery using conventional wave-function-based method is computationally costly, we circumvent this difficulty by adopting a symmetry-based perspective---an approach that has recently been successfully applied to 3D TMs discovery [40-42]. More specifically, we apply the highly efficient algorithm [43] based on the theory of symmetry indicators (SIs) of band topology [44], which allows for the detection of TIs, TCIs, and TSMs in a single calculation, to perform a systematic search for TMs candidates. Of the 3471 entries in these four databases [36-39], we found that 7.7% of them are candidates for T(C)Is, and 11.2% for TSMs¹. Note that, there are some unavoidable overlaps across the entries in these different 2D databases, i.e., some nominally

¹ Note that of the 3471 2D entries, we find 2664 different materials after accounting for duplicates. Among them, 1835 materials are found to be non-magnetic. Thus, the proportions for T(C)Is and TSMs with respect to the non-magnetic materials are 11.2% and 16.3%, respectively.

different entries only differ in a small difference in lattice constants or atomic positions. Such overlapping entries are particularly promising for they are identified through independent methods. We provide a list of all the 2D TM candidates in the Supplementary Materials (SM) [45] (see also references [46-49] therein), in which materials entries with almost the same structure are considered as a single candidate in counting. In particular, we identify 20 TIs with a full band gap of at least 25 meV, the scale of room temperature. In addition, we identify MoS as a potential material realization of a TCI with a mirror Chern number of -4, which could provide a first experimental platform for the study of how strong electron-electron interactions can modify the topological classification of materials [50]. Our results provide a topological characterization of the potential 2D materials in the mentioned databases [36-39], which could guide the experimental realization of new families of 2D topological materials.

Methods

The first-principles calculations are performed by using the projector-augmented wave method and a plane wave basis set as implemented in the Vienna ab initio simulation package (vasp) [51]. The Perdew–Burke–Ernzerhof (PBE) of generalized gradient approximation (GGA) is chosen as the exchange-correlation functional [52]. In our calculations, the cutoff energy of planewaves is set as 500 eV, and a k-mesh of 2D Brillouin zone is set by $\frac{60}{a}$ along each direction, where a denotes the length of the lattice constant in Å. The structure file for the materials are made manually by separating single layers and adding a 30 Å vacuum padding in the z-direction. The effect of spin-orbit coupling (SOC) is considered self-consistently in all the calculations. While working well in predicting lattice structure, GGA calculations tend to underestimate the band gap, an important aspect for TMs, and consequently the GGA-based prediction of TMs is not always reliable [53]. In contrast, hybrid functional calculations (HSE06) [54] usually give band gaps which are in good agreement with experiments for a wide variety of simple semiconductors and insulators [55]. Moreover, it is also believed to produce accurate prediction on band ordering, which is key to the determination of band inversion and hence the topological properties of materials [56]. Thus, we further crosscheck the results in the main text obtained from the standard GGA calculation [52] against those from HSE06 calculation [54].

We first screen out the 1189 magnetic materials entries from the databases [36-39] with convergent total magnetic moment larger than $0.01 \mu_B$, and then apply the SI algorithm [43,44] to the remaining 2282 non-magnetic 2D entries and extract topological ones in a single sweep by the following steps:

1. First, we generate the atomic insulator (AI) basis vectors: there are 80 layer groups (LGs) in total. For each LG, we construct the corresponding AI basis vectors: $\mathbf{a}_i, i = 1, 2, \dots, d_{AI}$, where d_{AI} is the number of AI basis vectors [44]. The common factor for each AI basis vector \mathbf{a}_i is denoted by C_i . We arrange the AI basis vectors in ascending order of their common factors. For LGs, only the last common factor is larger than 1, and the SI group can

-
- be written as $X_{BS} = Z_{C_{d_{AI}}}$ [44].
2. For each 2D material, by the first-principles calculated results and its LG, we calculate $\mathbf{n} = (v_e, n_{k_1}^1, n_{k_1}^2, \dots, n_{k_2}^1, n_{k_2}^2, \dots)$ from the first v_e bands. Here, v_e is the total number of valence electrons per primitive unit cell. The other integers $n_{k_i}^j$ are the counts of the j -th irreducible representation of the little group $G(k_i)$ at the i -th high-symmetry point k_i .
 3. Finally, we expand \mathbf{n} on the AI basis of this LG by $\mathbf{n} = \sum_{i=1}^{d_{AI}} q_i \mathbf{a}_i$. If the q_i are all integers, the system could be topologically trivial. *If there exists some q_i which is not an integer, then this material must be topological*, and furthermore, if all the $(q_i C_i)$'s are integers, the material is a TI/TCI owning integer SI being $q_i C_i \bmod C_i$ for $C_i > 1$ (the corresponding SI of any $C_i=1$ must be 0), otherwise it is a TSM [43].

2D topological phases and symmetry indicators

In the presence of spin-orbit coupling (SOC), a 2D nonmagnetic topological (crystalline) insulator with stable 1D edge modes is essentially characterized² by a nontrivial Z_2 Kane-Mele index and/or a mirror Chern number (MCN) [1-5]. The MCN is well-defined as long as there is a mirror symmetry with respect to the plane parallel to the crystal. For non-interacting electrons, the MCN can take any integer value like the Chern number; however, in the presence of electron-electron interactions, insulators with $MCN = \pm 4, \pm 8, \dots$ become smoothly connected to the trivial phase [50]. In this work, we focus exclusively on 2D crystalline materials whose symmetries can be described by one of the 80 layer groups (LGs), and apply the theory of symmetry indicators of band topology [43,44] to efficiently identify TM candidates from the symmetry properties of their Bloch wave functions. For brevity, in the following we only provide a quick review of the key ideas behind the diagnosis, and relegate the more elaborated discussions to the Methods and SM.

Given any crystalline material, one can compute how the electronic Bloch wave functions transform under the spatial symmetries at the high-symmetry momenta. As demonstrated in Refs. [44,57], this data can be succinctly summarized into an integer-valued vector, which can then be expanded with respect to the bases computed from the set of all possible atomic insulators with the same spatial symmetries [43,44]. In other words, to any crystalline material we can associate a set of expansion coefficients \mathbf{q} [43]. The symmetry indicator (SI) is readily obtained from \mathbf{q} (Methods) and allows one to identify materials that are definitely nontrivial. Given a fixed symmetry group, the SIs form an abelian group which we denote by X_{BS} , and a non-zero SI indicates a nontrivial topological (crystalline) insulator. In Table I, we summarize the relation between X_{BS} and the 2D topological indices. In particular, if the MCN of the crystal can be defined, the Z_2 TI index is equivalent to the parity of the MCN [28]. Correspondingly, if X_{BS} is $Z_2, Z_4,$ or Z_6 , the odd SI corresponding to a TI phase with an odd MCN, while the nonzero even SI indicate a TCI phase with an even MCN but not a Z_2 TI index (Table I); however, if X_{BS} is Z_3 , the parity of the MCN

² Recently proposed 2D high-order TCI [11-13] may also host in-gap corner states. However, without particle-hole symmetry the energies of these corner states are not protected, and so they may not be distinguishable from the bulk states. These systems are not considered as TCIs in our present context [44].

cannot be diagnosed from the SI alone. For such cases, one needs a further calculation of the MCN to extract the Z_2 index.

In the following, we will discuss several typical representative TMs candidates in details to illustrate how 2D TMs can be identified using the symmetry indicators.

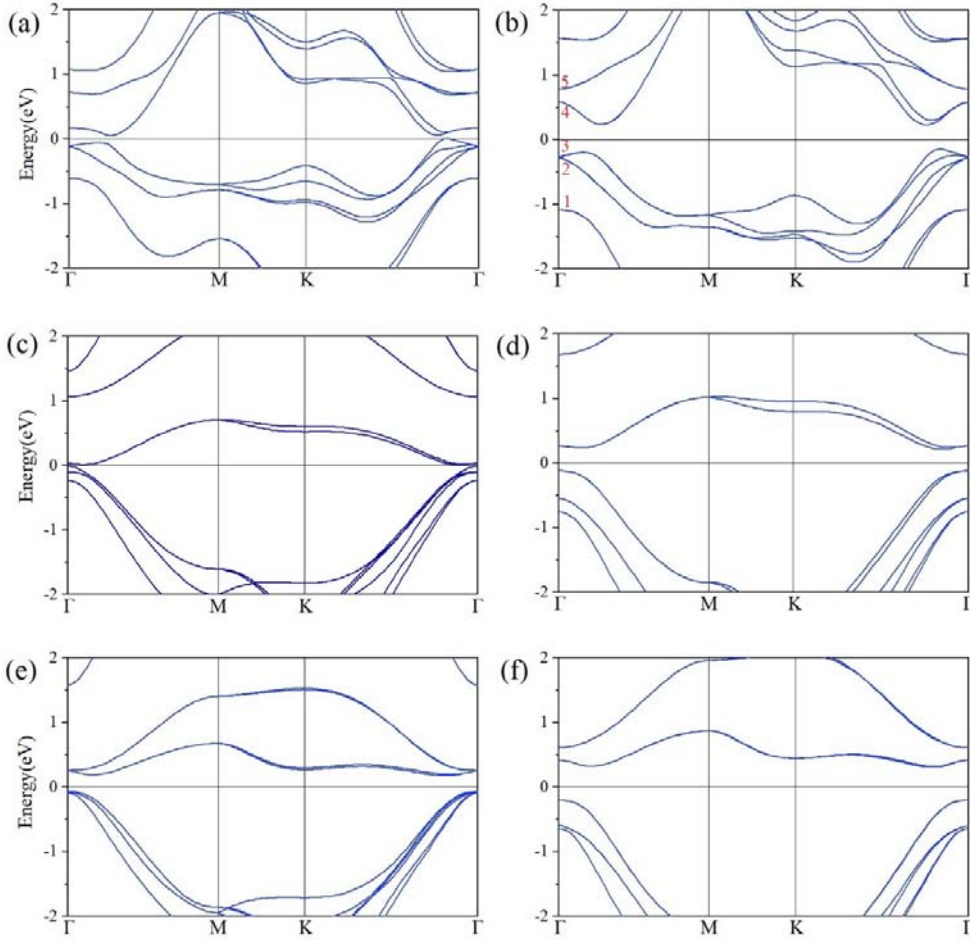
| X_{BS} | SI | ν | MCN | typical material |
|----------|-------|-------|------------------|---|
| Z_2 | 1 | 1 | odd (if defined) | WTe ₂ (LG15) [20,36,37,38,39], WO(LG64) [39], ZrO(LG64) [39] |
| Z_3 | 1,2 | 1 | odd | WO(LG78) [39], PdSe ₂ (LG78) [39], PdS ₂ (LG78) [39] |
| | | 0 | nonzero and even | MoS(LG78) [39] |
| Z_4 | 1,3 | 1 | odd | CdTe(LG61) [39], ZnTe(LG61) [39] |
| | 2 | 0 | nonzero and even | SnTe(LG61) [39,58] |
| Z_6 | 1,3,5 | 1 | odd | graphene(LG80)[30,36,38,39], Si ₃ P(LG80) [39] |
| | 2,4 | 0 | nonzero and even | MoN(LG80) [37] |

Table I. The detailed topological classification for 2D topologically nontrivial insulators, where ν is Z_2 topological invariant and MCN denotes mirror Chern number for the 2D material owning a mirror symmetry plane which coincides with the 2D layer. 2D TI corresponds to cases with $\nu = 1$ while 2D TCI corresponds to cases with MCN being any nonzero even number. We list several typical materials with relatively clean Fermi surfaces in the table. Materials analyzed in the main text are indicated in blue; several well-known examples are also listed in the table.

2D topological insulators

We first discuss three materials crystallizing in LG 78: WO, PdSe₂ and PdS₂. They are non-centrosymmetric and so their topological characters cannot be diagnosed through the Fu-Kane parity criterion [59]. Nevertheless, the SI method allows us to efficiently uncover their nontrivial band topology.

Fig. 1 Electronic band plots for the typical topological insulators: (a,b) WO, (c,d) PdS₂ and (e,f) PdSe₂ crystallizing in LG 78. The left panel corresponds to the GGA calculations while the right panel corresponds to the HSE06 calculations.



WO crystallizes in LG 78 with a hexagonal structure, and has two formula units in the primitive unit cell. There are three high symmetry points (HSPs) in the Brillouin zone for LG 78, which are Γ , M and K. The dispersion along all the high-symmetry paths from GGA calculation is shown in Fig. 1(a). Our numerical results show that O 2p orbitals are mainly located at the energy range -8 to -4 eV, and the energy range near Fermi level is dominated by W 5d states, as shown in Fig. 1 of SM. This material is calculated to be an insulator with a full band gap of around 44 meV. As shown in Fig. 1(a), the direct gaps at M and K points in WO are relatively big and there is a likely band inversion between the upper and lower states around the Fermi level at Γ point. Usually, standard GGA calculations underestimate the band gap, thus we also perform HSE06 calculations to cross-check the results. Though band structures from GGA and HSE06 calculations for WO have some differences, most notably in the sizes of band gaps, we find the same diagnosis on band topology from the two methods. As shown in Fig. 1(b), the results from HSE06 calculation strengthen the band dispersion but do not change the band ordering. The estimated value of band gap from HSE06 calculation is 375 meV, while the strength of the band inversion at Γ point is also enhanced.

To prove that WO is topologically nontrivial beyond the heuristics of band inversion, we

characterize it using the method of symmetry indicators [43]. LG78 has 7 AI basis vectors (i.e. $d_{\text{AI}} = 7$) with the last one owning a common factor 3, and so the SI group X_{BS} is Z_3 [44]. Based on the wave functions from GGA and HSE06 calculations, we calculate the numbers of occurrences of all the irreducible representations (irreps) of little group for all the occupied bands at the three HSPs, and obtain the vector \mathbf{n} (See Methods). Then we expand \mathbf{n} with respect to these 7 AI basis vectors. The obtained expansion coefficients from GGA and HSE06 calculations are both $\mathbf{q} = (4, 0, 0, 1, 2, 1, 2/3)$. The last coefficient of $2/3$ translates into $\text{SI} = 2$ in Z_3 , which implies WO must have a nonzero MCN [60,61].

We also extend the SI analysis to study the effect of changes in the band ordering near the Fermi level, which allows us to assess the robustness of our prediction. As shown in Fig. 1(a), the bands at M and K points are far away from the Fermi level and therefore we focus on the bands near Fermi level at Γ point. Due to time-reversal symmetry, all the bands are doubly degenerate at Γ point. As shown in Fig. 1(b), we label the bands near the Fermi level at Γ point by 1, 2, 3, 4 and 5 in order of their energies, where bands 2 and 3 have almost the same energy. The point group of Γ in LG 78 is D_{3h} and the bands labelled by 1, 2, 3, 4 and 5 are found to correspond to three different irreps, where the 2nd and 5th bands share the same irrep, and the 3rd and 4th bands share another irrep (see Table I in SM). Note that while an external field or strain may change the band ordering near the Fermi level, a band switching between the top of valence band and the bottom of conduction band (i.e. the 3rd and 4th bands in Fig. 1(b)) does not change the SI of the material, implying it must remain topological. Furthermore, a band switching between the 2nd and 4th bands would turn this material to be another topological phase with $\text{SI} = 1$ (see Table III in SM). Considering all the possible switches in the labelled bands, we find that WO could have a trivial SI only if the band switching occurs between the 1st and 4th bands, or the 3rd and 5th bands, both of which are unlikely under small perturbations. Thus, the topological nature of this material is likely robust to the presence of external field or strain.

Within the same LG 78, we find that PdX_2 ($X = \text{S}, \text{Se}$) also have $\text{SI} = 2$ in Z_3 . This indicates that they are topological (crystalline) insulators with nonzero MCNs. They again take a hexagonal structure with two formula units in each primitive unit cell. We perform the GGA calculation for PdS_2 , and show its band structures in Fig. 1(c). The bands around Fermi energy mainly come from Pd 4d states (see Fig. 2 in SM) and the band gap is estimated to be about 13 meV. As shown in Fig. 1(d), HSE06 calculations strengthen the band dispersions and enlarge the splitting in Gamma point around Fermi level for PdS_2 . The results from HSE06 calculations predict a larger gap of about 337 meV with the topological properties unaltered. For PdSe_2 , which can be considered as substituting S ions in PdS_2 by Se ions, the band gap could be even larger. As shown in Fig. 1(e) and 1(f), the band gap from GGA calculation for PdSe_2 is 246 meV while HSE06 calculation predicts a much larger value of 506 meV. Though PdSe_2 has a much larger band gap than PdS_2 , the band dispersions for these two materials are similar.

While the SI method allows us to efficiently prove that the MCNs WO and PdX_2 are nonzero, as shown in Table 1 and discussed in the preceding section, we cannot determine if they are TIs protected solely by time-reversal symmetry, or are TCIs protected by the mirror. To this end, we compute their MCNs using the hybrid Wannier center method [62], and found them to be -1 for all

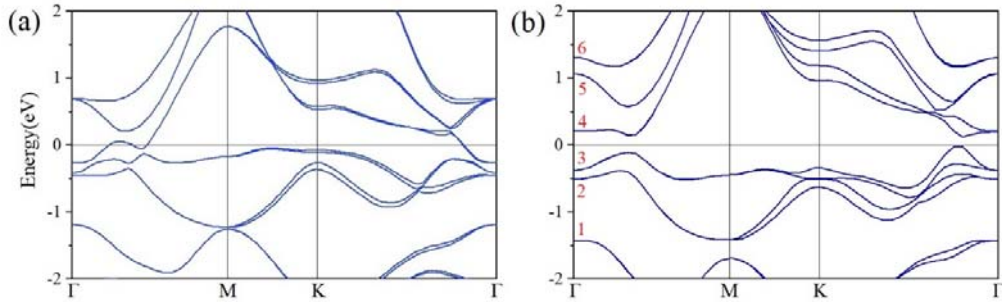
three materials (see SM for details). This implies they are all 2D TIs.

We also consider LGs with X_{BS} being Z_2 , Z_4 or Z_6 . For such LGs, one can directly distinguish TIs from TCIs simply by the parity of the SI as shown in Table I. We reiterate that the parity of the SI in these cases is essentially identical to the Fu-Kane criterion [59]. Based on GGA calculations, we find that XO ($X=W, Zr$) crystallizing in LG 64 are 2D TIs, whose SI is found to be 1 within the Z_2 SI group. In the case of Z_4 SI group, we find some 2D TIs such as CdTe and ZnTe crystallizing in LG 61. In the case of Z_6 SI group, Si_3P crystallizing in LG 80 is found to be a 2D TI with SI being 1. We also perform HSE06 calculations for these materials, and the results of topological properties are consistent with the standard GGA calculations. As a sanity check, we note that the well-known 2D TIs graphene (with SOC) [30] and WTe_2 series [20] are also identified as TIs in our algorithm (Table I).

2D topological crystalline insulators

Apart from TIs, 2D TCIs can also be discovered using the SI method [43]. In our context, such TCIs are essentially materials with even MCNs. We reiterate that, here, we focus on TCIs with robust symmetry-protected edge states. As shown in Table I, these TCIs can be uncovered when SI group of the corresponding LG is Z_3 , Z_4 or Z_6 , but for the Z_3 case one has to further evaluate the MCN to ensure it is even.

Fig. 2 Electronic band structures for typical 2D topological crystalline insulator MoS in LG 78: (a) GGA calculated band structure (b) HSE06 calculated band structure.



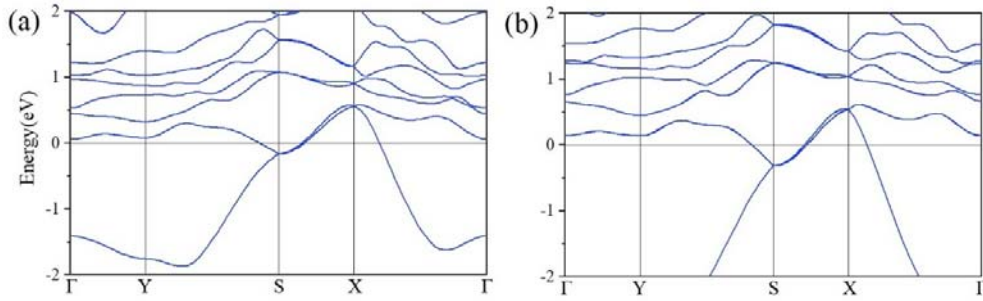
We first discuss an example material candidate in LG 78, whose SI group is Z_3 . MoS crystallizes in a hexagonal structure and the lattice constant of MoS is $a = 3.08 \text{ \AA}$. There are two formula units in each primitive unit cell. In the coordination environment of Mo atom, there are three equivalent nearest-neighbor S atoms with the Mo-S distance of 2.38 \AA , while Mo atoms are connected by the Mo-S-Mo bonds with the bond angle of 80.8° , indicating the strong hybridization between Mo and S states. We perform GGA calculation and show the electronic band structures in Fig. 2(a). GGA calculation suggests that MoS has a continuous direct gap everywhere in the Brillouin zone. The bands around the Fermi energy mainly come from Mo-4d states, whereas the S-3p states are mainly located between -6 and -2 eV, as shown in the orbital-resolved band structures in Fig. 4 of

SM. Due to the non-negligible hybridization between Mo and S states, the S-3p states also have considerable distribution at 3 eV above the Fermi level. Our results show that this material is suggested to be a non-trivial topological material with a SI of 2 in Z_3 . To crosscheck the results, we also perform HSE06 calculations. As shown in Fig 2(b), within the HSE06 scheme this material is predicted to be an insulator with a full gap about 140 meV. The HSE06 calculation suggests stronger dispersion but does not change the band ordering. Both our GGA and HSE06 calculations give the expansion coefficients $\mathbf{q} = (4, 0, 0, 1, 2, 1, 2/3)$ (See SM for all the AI basis vectors), which again translates into a nonzero SI of 2 in Z_3 . Similar with the discussion above for WO in LG 78, we study the topological features by analyzing the bands at Γ point. From an analysis on how a change in the band ordering might affect the SI (see SM for details), one concludes that MoS is also a robust TM with respect to small perturbations. To further verify that MoS is a TCI instead of a TI, we compute its MCN within GGA calculation, and found it to be -4 (see SM for details). This highlights MoS as a particularly interesting material for the study on the interplay between electron-electron correlations and the topological classification of phases of matter [50].

We also discovered several TCIs within LGs with the SI group being Z_4 or Z_6 . Here, we highlight two particular candidates. First, we find a SI of 2 in Z_4 for the SnTe series crystallizing in LG 61. This is consistent with the previous characterization of the system as a 2D TCI with even MCN [58]. Second, we also identify MoN in LG 80 as a TCI from its SI of 4 in Z_6 .

2D topological semimetals

Fig. 3 Electronic band plots for the 2D topological Dirac semimetal TaBr_2 crystallizing in LG 15. GGA calculation is shown in (a) and the HSE06 calculation is shown in (b).



The SI method is equally well-suited for the discovery of TSMs [43]. Generally, the (4-fold degenerate) Dirac points require protection from crystalline symmetries. Unlike in 3D systems, 2D materials naturally have a smaller set of crystalline symmetries, and thus 2D Dirac materials candidates are rare when SOC is considered. Here, we identify TaX_2 ($X = \text{Br}, \text{I}$) as a 2D Dirac semimetal with non-negligible SOC. TaX_2 ($X = \text{Br}, \text{I}$) crystallizes in LG 15 with a rectangular structure, and has two formula units in the primitive unit cell. The electronic band structure for TaBr_2 is shown in Fig. 3. The bands around the Fermi level are mainly coming from Ta 5d orbitals.

Four-fold band crossings, protected by a non-symmorphic 2-fold screw rotation (\widetilde{C}_{2x}) and inversion symmetries, are found near the Fermi surface at momenta S and X³. We remark that, in fact, TaX₂ is a filling-enforced semimetal [63] as the states at X and S are all four-fold degenerate, and there are 38 valence electrons per unit cell. Further symmetry analyses show that energy dispersion around S or X is linear in all directions.

Conclusions and Discussions

To conclude, we have found 205 T(C)Is and 299 TSMs, among which 20 TIs have full band gaps that are larger than 25 meV, the energy scale corresponding to room temperature. These candidates are listed in the SM alongside with the computed band gaps. Note that, as shown in the SM, some overlapping entries across the databases [36-39] are consistently identified to be topological in spite of their slight structural differences. These materials are particularly promising candidates and deserve future comprehensive study. We also list 12 small gap (< 50 meV) ordinary insulator materials in the SM since 2D system is sensitive to external perturbation so that their physical properties and topological characters could be changed by the application of a small external field or strain, a desired feature for functional materials. In addition, we identify MoS as a possible candidate for the experimental study of how electron-electron interactions can affect the topological classification of phases of matter. To aid the SI analysis of any future 2D materials, we also provide the explicit AI basis vectors for the 80 LGs in the SM. We expect the 2D materials candidates highlighted in this work to provide a gene pool which could expedite the integration of 2D TMs in to functional devices.

Acknowledgements

DW, FT and XW were supported by the NSFC (No.11525417, 11834006, 51721001 and 11790311), National Key R&D Program of China (No. 2018YFA0305704 and 2017YFA0303203) and the excellent programme in Nanjing University. DW was also supported by Program B for outstanding PhD candidates of Nanjing University. AV was supported by a Simons Investigator Award and by the Center for Advancement of Topological Semimetals, an Energy Frontier Research Center funded by the U.S. Department of Energy Office of Science, Office of Basic Energy Sciences, through the Ames Laboratory under its Contract No. DE-AC02-07CH11358. HCP was supported by a Pappalardo Fellowship at MIT and a Croucher Foundation Fellowship.

³ Let us illustrate it for the S point, and the argument for the X point is similar: let ψ be an energy eigenstate at S with a definite parity, then one can show that the degenerate states $T\psi, \widetilde{C}_{2x}\psi, T\widetilde{C}_{2x}\psi$ (T is time-reversal operator) are all orthogonal to ψ and one another.

W.Z. acknowledges the support from Guangdong Innovation Research Team Project (Grant No. 2017ZT07C062), and Shenzhen Pengcheng-Scholarship program.

References

- [1] M. Z. Hasan and C. L. Kane, Topological insulators, *Rev. Mod. Phys.* **82**, 3045 (2010).
- [2] X.-L. Qi and S.-C. Zhang, Topological insulators and superconductors, *Rev. Mod. Phys.* **83**, 1057 (2011).
- [3] Y. Ando and L. Fu, Topological Crystalline Insulators and Topological Superconductors: From Concepts to Materials, *Annu. Rev. Condens. Matter Phys.* **6**, 361 (2015).
- [4] A. Bansil, H. Lin and T. Das, Colloquium: Topological band theory, *Rev. Mod. Phys.* **88**, 021004 (2016).
- [5] N. P. Armitage, E. J. Mele, and A. Vishwanath, Weyl and Dirac semimetals in three-dimensional solids, *Rev. Mod. Phys.* **90**, 015001 (2018).
- [6] X. Wan, A. M. Turner, A. Vishwanath, and S. Y. Savrasov, Topological semimetal and Fermi-arc surface states in the electronic structure of pyrochlore iridates, *Phys. Rev. B* **83**, 205101 (2011).
- [7] T. H. Hsieh, H. Lin, J. Liu, W. Duan, A. Bansil and L. Fu, Topological crystalline insulators in the SnTe material class, *Nature Commun.* **3**, 982 (2014).
- [8] B. Bradlyn, J. Cano, Z. Wang, M. G. Vergniory, C. Felser, R. J. Cava, B. A. Bernevig, Beyond Dirac and Weyl fermions: Unconventional quasiparticles in conventional crystals, *Science* **353**, aaf5037 (2016).
- [9] T. Bzdusiek, Q. Wu, A. Ruegg, M. Sigrist, A. A. Soluyanov, Nodal-chain metals, *Nature* **538**, 75 (2016).
- [10] B. J. Wieder, B. Bradlyn, Z. Wang, J. Cano, Y. Kim, H.-S. D. Kim, A. M. Rappe, C. L. Kane, B. A. Bernevig, Wallpaper fermions and the nonsymmorphic Dirac insulator, *Science* **361**, 246-251 (2018).
- [11] W. A. Benalcazar, B. A. Bernevig, and T. L. Hughes, Electric multipole moments, topological multipole moment pumping, and chiral hinge states in crystalline insulators, *Phys. Rev. B* **96**, 245115 (2017).
- [12] Z. Song, Z. Fang, and C. Fang, (d-2)-Dimensional Edge States of Rotation Symmetry Protected Topological States, *Phys. Rev. Lett.* **119**, 246402 (2017).
- [13] J. Langbehn, Y. Peng, L. Trifunovic, F. von Oppen, and P. W. Brouwer, Reflection-Symmetric Second-Order Topological Insulators and Superconductors, *Phys. Rev. Lett.* **119**, 246401 (2017).
- [14] Y. Ren, Z. Qiao and Q. Niu, Topological phases in two-dimensional materials: a review, *Rep. Prog. Phys.* **79**, 066501 (2016).
- [15] G. Fiori, F. Bonaccorso, G. Iannaccone, T. Palacios, D. Neumaier, A. Seabaugh, S. K. Banerjee and L. Colombo, Electronics based on two-dimensional materials, *Nature Nanotechnology* **9**, 768-779 (2014).
- [16] K. S. Novoselov, A. Mishchenko, A. Carvalho and A. H. Castro Neto, 2D materials and van

- der Waals heterostructures, *Science* **353**, aac9439(2016).
- [17] X. Li, Z. Zhang, Y. Yao, and H. Zhang, High throughput screening for two-dimensional topological insulators, *2D Materials* **5**, 045023 (2018).
- [18] C.-C. Liu, W. Feng, and Y. Yao, Quantum Spin Hall Effect in Silicene and Two-Dimensional Germanium, *Phys. Rev. Lett.* **107**, 076802 (2011).
- [19] Y. Xu, B. Yan, H.-J. Zhang, J. Wang, G. Xu, P. Tang, W. Duan, and S.-C. Zhang, Large-Gap Quantum Spin Hall Insulators in Tin Films, *Phys. Rev. Lett.* **111**, 136804 (2013).
- [20] X. Qian, J. Liu, L. Fu and J. Li, Quantum spin Hall effect in two-dimensional transition metal dichalcogenides, *Science* **346**, 1344 (2014).
- [21] H. Weng, X. Dai, and Z. Fang, Transition-Metal Pentatelluride $ZrTe_5$ and $HfTe_5$: A Paradigm For Large-Gap Quantum Spin Hall Insulators, *Phys. Rev. X* **4**, 011002 (2014).
- [22] D. Xiao, W. Zhu, Y. Ran, N. Nagaosa, S. Okamoto, Interface engineering of quantum Hall effects in digital transition metal oxide heterostructures, *Nat. Commun.* **2**, 596 (2011).
- [23] Z. Liu, C.-X. Liu, Y.-S. Wu, W.-H. Duan, F. Liu, J. Wu, Stable nontrivial Z_2 topology in ultrathin Bi (111) films: A first-principles study, *Phys. Rev. Lett.* **107**, 136805 (2011).
- [24] M. König, S. Wiedmann, C. Brüne, A. Roth, H. Buhmann, L. W. Molenkamp, X. L. Qi, and S.-C. Zhang, Quantum spin Hall insulator state in HgTe quantum wells, *Science* **318**, 766(2007).
- [25] I. Knez, R.-R. Du, and G. Sullivan, Evidence for Helical Edge Modes in Inverted InAs/GaSb Quantum Wells, *Phys. Rev. Lett.* **107**, 136603 (2011).
- [26] Z. Fei, T. Palomaki, S. Wu, W. Zhao, X. Cai, B. Sun, P. Nguyen, J. Finney, X. Xu and D. H. Cobden, Edge conduction in monolayer WTe_2 , *Nature Physics* **13**, 677 (2017).
- [27] S. Tang, C. Zhang, D. Wong, Z. Pedramrazi, H.-Z. Tsai, C. Jia, B. Moritz, M. Claassen, H. Ryu, S. Kahn, J. Jiang, H. Yan, M. Hashimoto, D. Lu, R. G. Moore, C.-C. Hwang, C. Hwang, Z. Hussain, Y. Chen, M. M. Ugeda et al., Quantum spin Hall state in monolayer $1T'-WTe_2$, *Nature Physics* **13**, 683 (2017).
- [28] J. Liu, T. H. Hsieh, P. Wei, W. Duan, J. Moodera and L. Fu, Spin-filtered edge states with an electrically tunable gap in a two-dimensional topological crystalline insulator, *Nature Materials* **13**, 178-183 (2014).
- [29] S. M. Young and C. L. Kane, Dirac Semimetals in Two Dimensions, *Phys. Rev. Lett.* **115**, 126803 (2015).
- [30] A. H. Castro Neto, F. Guinea, N. M. R. Peres, K. S. Novoselov, and A. K. Geim, The electronic properties of graphene, *Rev. Mod. Phys.* **81**, 109 (2009).
- [31] S. S. Cahangirov, M. Topsakal, E. Aktürk, H. Şahin, and S. Ciraci, Two-and one-dimensional honeycomb structures of silicon and germanium, *Phys. Rev. Lett.* **102**, 236804 (2009).
- [32] S. Zhang, Z. Yan, Y. Li, Z. Chen, and H. Zeng, Atomically thin arsenene and antimonene: semimetal-semiconductor and indirect-direct band-gap transitions, *Angew. Chem. Int. Ed.* **54**, 3112 (2015).
- [33] P. Vogt, P. D. Padova, C. Quaresima, J. Avila, E. Frantzeskakis, M. C. Asensio, A. Resta, B. Ealet, and G. L. Lay, Silicene: compelling experimental evidence for graphenelike two-dimensional silicon, *Phys. Rev. Lett.* **108**, 155501 (2012).
- [34] F. Zhu, W. Chen, Y. Xu, C. Gao, D. Guan, C. Liu, D. Qian, S.-C. Zhang, and J. Jia, Epitaxial growth of two-dimensional stanene, *Nat. Mater.* **14**, 1020 (2015).
- [35] J. Ji, X. Song, J. Liu, Z. Yan, C. Huo, S. Zhang, M. Su, L. Liao, W. Wang, Z. Ni, Y. Hao, and H. Zeng, Two-dimensional antimonene single crystals grown by van der Waals epitaxy, *Nat.*

-
- Commun. 7, 13352 (2016).
- [36] M. Ashton, J. Paul, S. B. Sinnott and R. G. Hennig, Topology-scaling identification of layered solids and stable exfoliated 2d materials, *Phys. Rev. Lett.* **118**,106101 (2017).
- [37] K. Choudhary, I. Kalish, R. Beams and F. Tavazza, High-throughput identification and characterization of two-dimensional materials using density functional theory, *Sci. Rep.* **7** 5179 (2017).
- [38] N. Mounet, M. Gibertini, P. Schwaller, A. Merkys, I. E. Castelli, A. Cepellotti, G.Pizzi and N. Marzari, Novel two dimensional materials from high-throughput computational exfoliation of experimentally known compounds, *Nat. Nanotechnol.* **13**, 246–52 (2018).
- [39] S. Hastrup, M. Strange, M. Pandey, T. Deilmann, P. S. Schmidt, N. F. Hinsche, M. N. Gjerding, D. Torelli, P. M. Larsen, A. C. Riis-Jensen, J. Gath, K. W. Jacobsen, J. J. Mortensen, T. Olsen, and K.S. Thygesen, The Computational 2D Materials Database: High-throughput modeling and discovery of atomically thin crystals, *2D Mater.* **5**, 042002 (2018).
- [40] T. Zhang, Y. Jiang, Z. Song, H. Huang, Y. He, Z. Fang, H. Weng and C. Fang, Catalogue of Topological Electronic Materials, *Nature* **566**, 475–479 (2019).
- [41] M. G. Vergniory, L. Elcoro, C. Felser, B. A. Bernevig and Z. Wang, The (High Quality) Topological Materials In The World, *Nature* **566**, 480–485 (2019).
- [42] F. Tang, H. C. Po, A. Vishwanath, X. Wan, Comprehensive search for topological materials using symmetry indicators, *Nature* **566**, 486–489 (2019).
- [43] F. Tang, H. C. Po, A. Vishwanath, X. Wan, Efficient Topological Materials Discovery Using Symmetry Indicators, *Nature Physics* **15**, 470–476 (2019).
- [44] H. C. Po, A. Vishwanath and H. Watanabe, Symmetry-based indicators of band topology in the 230 space groups, *Nat. Commun.* **8**, 50 (2017).
- [45] See Supplemental Material at [URL will be inserted by the production group] for the list of all the 2D TM candidates, review of symmetry-indicator theory for 2D systems, more elaborated discussions of these materials analyzed in the main text and AI bases for 80 LGs.
- [46] Q. Xu, Z. Song, S. Nie, H. Weng, Z. Fang, and X. Dai, Two-dimensional oxide topological insulator with iron-pnictide superconductor LiFeAs structure, *Phys. Rev. B* **92**, 205310 (2015).
- [47] C. L. Kane and E. J. Mele, Quantum spin Hall effect in graphene, *Phys. Rev. Lett.* **95**, 226801 (2005).
- [48] A. Wang, Z. Wang, A. Du, and M. Zhao, Band inversion and topological aspects in a TiNi monolayer, *Phys. Chem. Chem. Phys.* **18**, 22154 (2016).
- [49] L. Zhou, L. Kou, Y. Sun, C. Felser, F. Hu, G. Shan, S. C. Smith, B. Yan, and T. Frauenheim, New family of quantum spin Hall insulators in two-dimensional transition-metal halide with large nontrivial band gaps, *Nano Lett.* **15**, 7867 (2015).
- [50] H. Isobe and L. Fu, Theory of Interacting Topological Crystalline Insulators, *Phys. Rev. B* **92**, 081304 (2015).
- [51] G. Kresse and J. Furthmüller, Efficient iterative schemes for ab initio total-energy calculations using a plane-wave basis set, *Phys. Rev. B* **54**, 11169 (1996).
- [52] J. P. Perdew, K. Burke and M. Ernzerhof, Generalized gradient approximation made simple, *Phys. Rev. Lett.* **77**, 3865 (1996).
- [53] W. Feng, D. Xiao, Y. Zhang, and Y. Yao, Half-Heusler topological insulators: A first-principles study with the Tran-Blaha modified Becke-Johnson density functional, *Phys. Rev. B* **82**, 235121 (2010).

-
- [54] J. Heyd, G. E. Scuseria and M. Ernzerhof, Hybrid functionals based on a screened coulomb potential, *J. Chem. Phys.* **118**, 8207 (2003).
- [55] J. W. Nicklas and J. W. Wilkins, Accurate ab initio predictions of III–V direct-indirect band gap crossovers, *Appl. Phys. Lett.* **97**, 091902 (2010); R. Deng, B. D. Ozsdolay, P. Y. Zheng, S. V. Khare, and D. Gall, Optical and transport measurement and first-principles determination of the ScN band gap, *Phys. Rev. B* **91**, 045104 (2015).
- [56] Y. Sun, X.-Q. Chen, C. Franchini, D. Li, S. Yunoki, Y. Li, and Z. Fang, Strain-driven onset of nontrivial topological insulating states in Zintl Sr compounds ($X = \text{Pb, Sn}$), *Phys. Rev. B* **84**, 165127 (2011).
- [57] J. Kruthoff, J. de Boer, J. van Wezel, C. L. Kane, and R.-J. Slager, Topological Classification of Crystalline Insulators through Band Structure Combinatorics, *Phys. Rev. X* **7**, 041069 (2017).
- [58] J. Liu, X. Qian, and L. Fu, Crystal field effect induced topological crystalline insulators in monolayer IV-VI semiconductors, *Nano Lett.* **15**, 2657-2661 (2015).
- [59] L. Fu and C. L. Kane, Topological insulators with inversion symmetry, *Phys. Rev. B* **76**, 045302 (2007).
- [60] Z. Song, T. Zhang, Z. Fang and C. Fang, Quantitative mappings between symmetry and topology in solids, *Nat. Commun.* **9**, 3530 (2018).
- [61] E. Khalaf, H. C. Po, A. Vishwanath and H. Watanabe, Symmetry indicators and anomalous surface states of topological crystalline insulators, *Phys. Rev. X* **8**, 031070 (2018).
- [62] D. Gresch, G. Autes, O. V. Yazyev, M. Troyer, D. Vanderbilt, B. A. Bernevig, and A. A. Soluyanov, Z2Pack: Numerical implementation of hybrid Wannier centers for identifying topological materials, *Phys. Rev. B* **95**, 075146 (2017).
- [63] R. Chen, H. C. Po, J. B. Neaton and A. Vishwanath, Topological materials discovery using electron filling constraints, *Nature Physics* **14**, 55–61 (2018).