



CHORUS

This is the accepted manuscript made available via CHORUS. The article has been published as:

Nonreciprocal optical solitons in a spinning Kerr resonator

Baijun Li, Şahin K. Özdemir, Xun-Wei Xu, Lin Zhang, Le-Man Kuang, and Hui Jing

Phys. Rev. A **103**, 053522 — Published 26 May 2021

DOI: [10.1103/PhysRevA.103.053522](https://doi.org/10.1103/PhysRevA.103.053522)

Nonreciprocal optical solitons in a spinning Kerr resonator

Baijun Li,¹ Şahin. K. Özdemir,² Xun-Wei Xu,¹ Lin Zhang,³ Le-Man Kuang,^{1,*} and Hui Jing^{1,†}

¹*Key Laboratory of Low-Dimensional Quantum Structures and Quantum Control of Ministry of Education, Department of Physics and Synergetic Innovation Center for Quantum Effects and Applications, Hunan Normal University, Changsha 410081, China*

²*Department of Engineering Science and Mechanics, and Materials Research Institute, Pennsylvania State University, University Park, Pennsylvania 16802, USA*

³*School of Physics and Information Technology, Shaanxi Normal University, Xi'an 710061, China*

We propose a spinning nonlinear resonator as an experimentally accessible platform to achieve nonreciprocal control of optical solitons. Nonreciprocity here results from the relativistic Sagnac-Fizeau optical drag effect, which is different for pump fields propagating in the spinning direction or in the direction opposite to it. We show that in a spinning Kerr resonator, different soliton states appear for the input fields in different directions. These nonreciprocal solitons are more stable against losses induced by inter-modal coupling between clockwise and counterclockwise modes of the resonator. Our work builds a bridge between nonreciprocal physics and soliton science, providing a promising route towards achieving soliton-wave optical isolators and one-way soliton communications.

I. INTRODUCTION

Solitons are stable waveforms preserving their shape or energy during propagation. They widely exist in natural and artificial systems [1–6], and are indispensable in applications such as broadband spectroscopy, telecommunications, astronomy and low noise microwave generation. In recent years, rapid advances have been witnessed in creating and utilizing dissipative Kerr solitons in optical microresonators [7–27]. Very recently, such solitons have been discovered in a high-Q multimode photonic dimer (pair of strongly-coupled, almost identical nonlinear resonators) [28–32], revealing a pleiad of emergent phenomena including gear solitons [29] and solitons operated at an exceptional point [31]. These solitons feature a delicate balance between not only dispersion and nonlinearity but also loss and gain [33]. Pioneering works in these fields have provided an attractive platform to build compact and low-power frequency combs that exhibit femtosecond pulses at tens of gigahertz repetition rates [33–35], which may enable a wide range of key technologies such as chip-scale clocks, integrated frequency synthesizer [36], and ultrafast laser ranging [37–41].

In parallel, nonreciprocal optical devices, allowing one-way flow of information and thus playing a key role in backaction-immune communications, have been achieved in nonlinear systems [42–50], non-Hermitian systems [51–53], and spinning resonators [54, 55]. Here we study nonreciprocal control of solitons, which is the first step towards achieving soliton isolators or routers [56] and chiral soliton combs [57]. In contrast to recent works on chiral soliton control using optical gain or dual pumps [12, 20, 57], our scheme utilizes another degree of freedom, i.e., the mechanical spinning of the res-

onator [54]. We note that very recently, mechanical rotation has been used in diverse fields such as sound circulation [58], thermal control [59], one-way quantum optical engineering [60–63] and nanoparticle sensing [64–66]. In this work, we find that in a spinning nonlinear resonator, nonreciprocal solitons can emerge, **and exist stably even in the presence of strong inter-modal coupling between clockwise (CW) and counter-clockwise (CCW) modes.** Our work is also well complementary to other methods of engineering chiral solitons [20, 57]. In fact, by combining optical and mechanical techniques, even more flexible one-way control of solitons can be expected, with practical applications in making and utilizing nonreciprocal soliton devices [2, 67–69].

II. SOLITONS IN A SPINNING RESONATOR

The spinning resonator used as the platform in this study can be fabricated by melting the end of a silica glass cylinder and then mounting it on a turbine, as shown in a recent experiment [54]. A tapered fiber fabricated from a standard single-mode telecommunications fibre through heat-and-pull method is positioned near this rotating sphere to couple light evanescently into or out of the resonator. Because of the Fizeau drag, the optical paths of counterpropagating lights in the resonator are different, resulting in an irreversible refractive index for the CW and CCW modes. As a result, a 99.6% optical isolation can be realized with such a device at the spinning frequency $\Omega = 6.6\text{kHz}$ [54]. For such a spinning device, the rapid rotation drags air into the region between the resonator and the fiber, forming a thin layer of air, which helps to stabilize the tapered fiber at a height of several nanometers above the resonator. When there is external disturbance that causes the taper to rise above the stable equilibrium height, the taper will float back and self-adjust itself to its original position [54]. The air pressure acting on the fiber is $\Delta T_{air} = (\rho\Delta\theta)T_{air}/L$

* lmkuang@hunnu.edu.cn

† jinghui73@foxmail.com

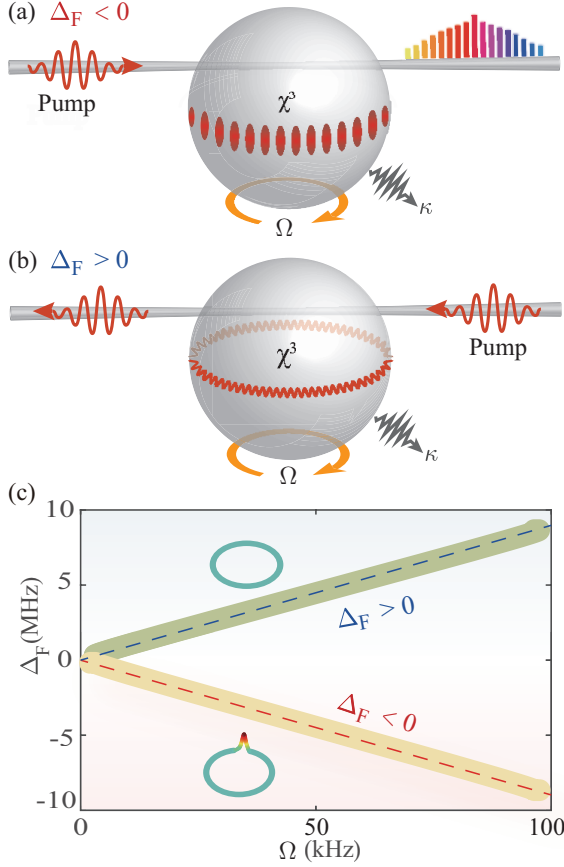


FIG. 1. **Schematic illustration of nonreciprocal solitons.** Different Sagnac frequency shifts Δ_F are induced for countercirculating modes in a spinning Kerr microresonator. (a,b) Solitons appear for the input laser in one direction but not the other. (c) The Sagnac-Fizeau shift Δ_F versus the angular velocity Ω . Increasing the angular velocity results in a linear opposite frequency shifts for the counterpropagating modes, leading to the formation of nonreciprocal solitons.

which leads to a tiny displacement d , where $\rho(\theta)$ indicates the radius (angle) of the winding shape of the deformed region of the fiber, and the whole air pressure on the fiber is [54]

$$T_{air} = 6.19\mu R^{5/2}\Omega \int_0^r \left(h - \sqrt{r^2 - x^2} + r \right)^{-3/2} dx, \quad (1)$$

where μ is the viscosity of air, $r(R)$ is the radius of the taper (resonator), and $h = h_0 + d$ represents the taper-resonator separation, with the stationary gap between the fiber and the stationary sphere, h_0 . The tension on this infinitesimal cylinder due to the local deformation of the fiber is estimated as

$$\Delta T_{en} = 2F \sin(\Delta\theta/2) \approx F\Delta\theta, \quad (2)$$

where F represents the elastic force on the taper and obeys the Hooke law, $\sigma = \epsilon E$. The $\sigma = F/(\pi r^2)$ is the uniaxial stress, E is the Young modulus of silica, and

$\epsilon = \delta_L/L$ is the strain with $\delta_L = L' - L$ denotes the length variation between the original length L and the deformation region L' . In the case of stable equilibrium, i.e., $\Delta T_{air} = \Delta T_{en}$, we obtain

$$T_{air} = 2\pi r^2 E [\arcsin(\phi) - \phi] \approx \pi r^2 \phi^3/3, \quad (3)$$

where $\phi = 4Ld/(L^2 + 4d^2)$, and we have used the approximation for $|\phi| \ll 1$, $\arcsin(\phi) = \phi + \phi^3/6 + \dots$. Therefore, the displacement d can be estimated as

$$d = \frac{L}{2} \left(\tau - \sqrt{\tau^2 - 1} \right) / 2, \quad (4)$$

where $\tau = [\pi r^2 E / (3T_{air})]^{1/3}$. Then, the strain of the taper can be rewritten as $\epsilon = \arcsin(\phi)/\phi - 1 \approx \phi^2/6$. We find that the strain (i.e., the elastic force) is positively associated with the taper-resonator separation:

$$\frac{\partial F}{\partial h} = \pi r^2 E \left(\frac{\partial \epsilon}{\partial d} \right) = \frac{16\pi r^2 E L^2 d (L^2 - 4d^2)}{3(L^2 + 4d^2)} > 0, \quad (5)$$

i.e., the elastic force becomes stronger when the air gap gets larger than the stable-equilibrium distance. As a result, the taper is dragged back to its equilibrium position, enabling separation of the taper from the spinning resonator and critical coupling of light into the cavity. We remark that even if the taper is pushed towards the rotating resonator, the taper will not contact or stick to the resonator, which is opposite to the case observed for a static resonator (i.e., the taper may stick to the resonator through van der Waals forces and thus needs to be pulled back to break the connection).

After confirming the mechanical and optical stabilities of the spinning device, we consider the driving laser with frequency ω_d from the left or the right via evanescent field of the optical fiber [70] (see Fig. 1). The CW and CCW modes of the resonator are coupled to each other via the backscattering process, that may be induced due to scattering centers or material inhomogeneity formed during fabrication. In the spinning resonator, the frequency of incident laser changes slightly, i.e., $\omega_{\pm} - \omega = \pm \Omega R n \omega / c$, where the subscripts \pm denote the light propagating against or along the spinning direction, c is the speed of light in vacuum, and n and R are the refractive index and the radius of the resonator, respectively. Since $n(\omega_{\pm}) \approx n(\omega) + [n(\omega_{\pm}) - n(\omega)]\alpha$ and $\alpha = dn(\omega)/d\omega$, in view of the Lorentz transformation, the speed of light in the spinning resonator can be written as $c_{\pm} = (u_{\pm} \pm \Omega R) / (1 \pm \Omega R u_{\pm} / c^2)$, with

$$u_{\pm} = \frac{c}{n(\omega_{\pm})} \approx \frac{c}{n} \mp \frac{\omega}{n} \frac{dn}{d\omega} \Omega R. \quad (6)$$

The optical frequencies of the counter-propagating light fields are then given as

$$\nu_{\pm} = \frac{N c_{\pm}}{2\pi R} \approx \frac{N}{2\pi R} \left[\frac{c}{n} \pm \Omega R \left(1 - \frac{1}{n^2} - \frac{\omega}{n} \frac{dn}{d\omega} \right) \right], \quad (7)$$

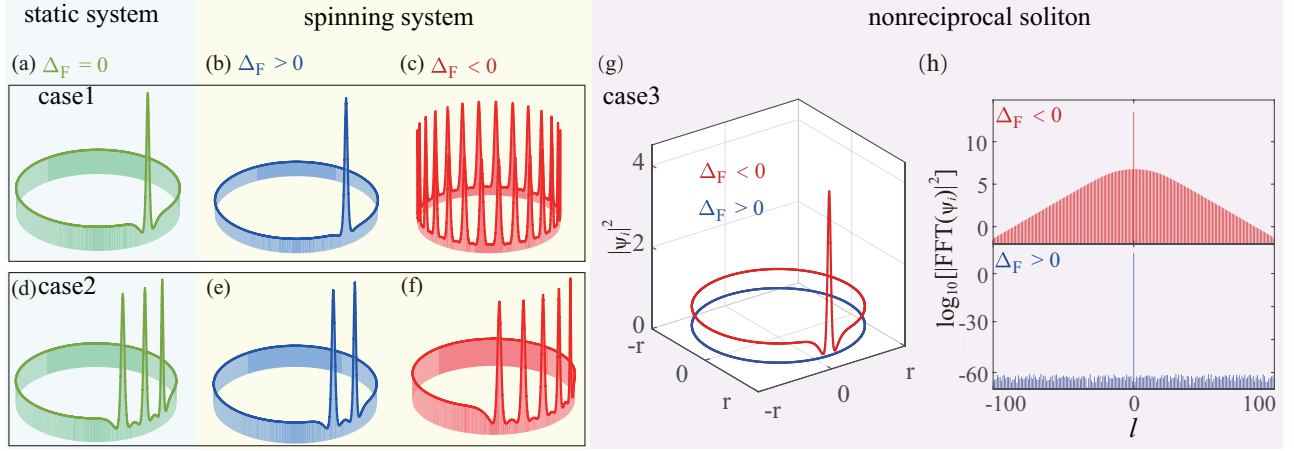


FIG. 2. **Optical solitons with different numbers in different directions.** (a-g) Three-dimensional representations of optical field energy evolution of the soliton mode $|\psi_i|^2$ in the azimuthal direction at $\tau = 200$ and (h) corresponding Kerr combs in a static and a spinning Kerr microresonator without backscattering. For $\Delta_F = 0$, the solitons emerge with same numbers in different driving directions. For $\Delta_F \neq 0$, the detuning Δ_p for the countercirculating modes are modified by the opposite Sagnac shifts, resulting in solitons with different numbers in different directions. **Here, we have shown three different types of nonreciprocal solitons in different parameter ranges.** The initial conditions of the soliton optical fields are Gaussian pulses: (a-c,g-h) $\psi_0 = 0.5 + \exp[-(\theta/0.1)^2]$, (d-f) $\psi_0 = 0.5 + \exp[-(\theta/0.55)^2]$, the rotation velocity (b,c) $\Omega = 2.0$ kHz, (e,f) $\Omega = 350$ Hz, (g,h) $\Omega = 2.2$ kHz, the dimensionless detuning (a-f) $\Delta_p = 2$, (g,h) $\Delta_p = 2.3$. We used normalized dispersion $\beta = -0.004$, scaled pump intensity $F_i = 1.37$ in the simulations. The figures don't display the xyz coordinate axis for convenience since the numbers of solitons can be seen from the waveform.

with $N = 1, 2, 3, \dots$, leading to the Sagnac shifts [see Fig. 1(c)] [54, 71], i.e.,

$$\omega_0 \rightarrow \omega_0 \pm \Delta_F, \quad (8)$$

with

$$\Delta_F = 2\pi(v_{\pm} - v_0) \approx \omega_0 \frac{n\Omega R}{c} \left(1 - \frac{1}{n^2} - \frac{\lambda}{n} \frac{dn}{d\lambda} \right), \quad (9)$$

where $v_0 = Nc/(2\pi nR)$ and $\omega_0 = 2\pi c/\lambda$ is the pump frequency for the static resonator. The dispersion term $dn/d\lambda$ that characterizes the relativistic origin of the Sagnac effect is relatively small in typical materials ($\sim 1\%$) [54, 71]. The light drag can be further enhanced by dispersion, as demonstrated also in an experiment using a moving microcavity [72]. Here, for convenience, we consider only the CW rotation of the microresonator. Also we focus on the fundamental modes denoted by an integer wave number l around the eigennumber l_0 of the pump. The eigenfrequencies of these modes can then be expanded as [7]

$$\omega_l = \omega_0 + \sum_{n=1}^N \frac{\xi_n}{n!} (l - l_0)^n, \quad (10)$$

where $\xi_1 = d\omega/dl|_{l=l_0} = c/(nR)$ is the free spectral range and $\xi_2 = d^2\omega/dl^2|_{l=l_0}$ is the second-order dispersion coefficient responsible for the asymmetric eigenfrequencies.

Here we consider conventional solitons created in a Kerr resonator, the dynamics of which can be well

described by the spatiotemporal Lugiato-Lefever equation [73–77], with the mode coupling term as used in the experimental works [12–14, 27],

$$\begin{aligned} \frac{\partial \psi_i}{\partial \tau} &= -[1 + i(\Delta_p - \Delta_{\text{sag}})]\psi_i + i(|\psi_i|^2 + 2|\psi_j|^2)\psi_i \\ &\quad - i\frac{\beta}{2} \frac{\partial^2 \psi_i}{\partial \theta^2} + iJ\psi_j + F_i, \\ \frac{\partial \psi_j}{\partial \tau} &= -[1 + i(\Delta_p + \Delta_{\text{sag}})]\psi_j + i(|\psi_j|^2 + 2|\psi_i|^2)\psi_j \\ &\quad - i\frac{\beta}{2} \frac{\partial^2 \psi_j}{\partial \theta^2} + iJ\psi_i, \end{aligned} \quad (11)$$

where ψ_i and ψ_j denote the normalized field amplitudes of the pump and the backscattering, respectively. The backscattering process, as observed in the experiments [78–80], is denoted by the strength J_0 ; $\theta \in [-\pi, \pi]$ is the azimuthal angle along the circumference of the resonator, and $\tau = \kappa t/2$ is the dimensionless time. Other scaled parameters are $J = -2J_0/\kappa$, $\Delta_p = -2\delta/\kappa$, $\beta = -2\xi_2/\kappa$, $\Delta_{\text{sag}} = 2\Delta_F/\kappa$, where $\kappa = \omega_0/Q$ is the optical loss rate, with the quality factor of the resonator given as Q , and $\delta = \omega_d - \omega_0$ is the detuning between the frequency of the pump laser and the resonance frequency of the resonator. Also, the dimensionless external pump field intensity is found as

$$F_i = \sqrt{\frac{4gP}{\hbar\kappa^2\omega_d}} = \sqrt{\frac{4Pn_2c\omega_d}{\kappa^2n^2V_0}}, \quad (12)$$

where P is the laser power and g is the Kerr coefficient

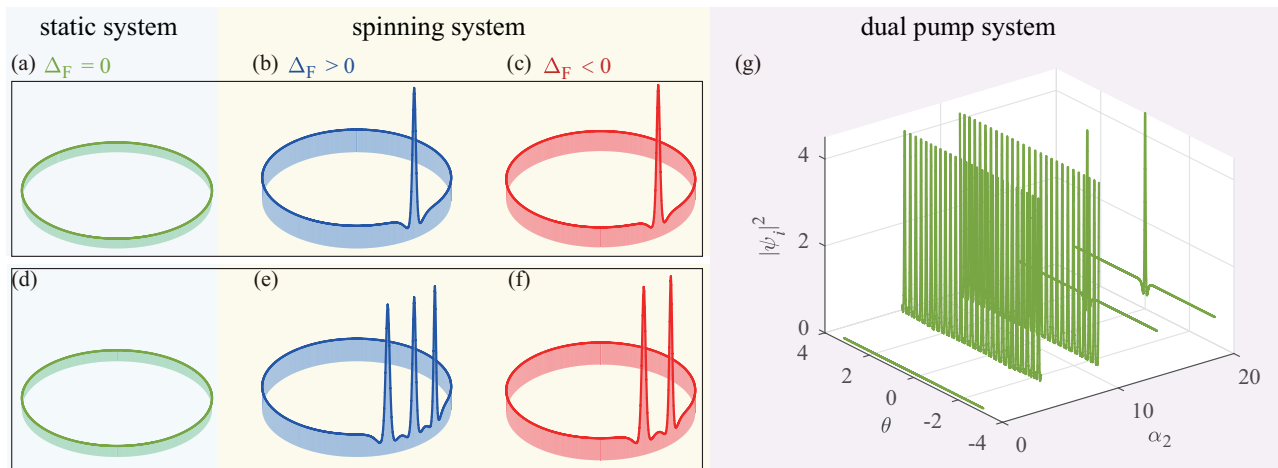


FIG. 3. **Soliton suppression due to random-defect-induced backscattering, and its revival resulting from the rotation-induced compensation.** (a-f) Three-dimensional representations of the optical field energy evolution of the soliton mode $|\psi_i|^2$ in the azimuthal direction at $\tau = 200$ in a static and a spinning microresonator when backscattering ($J = 1$) is considered. (g) The transient dynamics of the soliton mode $|\psi_i|^2$ at $\tau = 200$ as the function of azimuthal angle θ and the detuning of CCW mode α_2 in the dual pump system as reported in Ref. [12] when backscattering ($J = 1$) is considered. For $\Delta_F = 0$, solitons are suppressed for increased values of backscattering $J = 1$. For $\Omega = 60$ kHz, the soliton **can exist stably**. The initial conditions of the soliton optical fields are Gaussian pulses: (a-c,g) $\psi_0 = 0.5 + \exp[-(\theta/0.1)^2]$, (d-f) $\psi_0 = 0.5 + \exp[-(\theta/0.55)^2]$, the rotation velocity $\Omega = 60$ kHz, and the normalized detuning (a,d) $\Delta_p = 2.0$, (b,e) $\Delta_p = -6.9$, (c,f) $\Delta_p = 11$. Other parameters are the same as Fig. 2 and we have set the dimensionless driving strength $F_i = F_j = 1.37$ and the scaled detuning of CW mode $\alpha_1 = 2.2$ in the dual pump system simulations.

usually given by

$$g = \frac{n_2 c \hbar \omega_d^2}{n^2 V_0}, \quad (13)$$

with n and n_2 denoting the linear and nonlinear refraction index of the bulk material, respectively, and V_0 representing the effective mode volume of the microresonator. In the following, the cross-phase modulation between counterpropagating modes is neglected since for short pulses it is three order lower than the strong linear coupling, as confirmed experimentally in Ref. [14].

We first consider the case without any backscattering. In our calculations, we use the experimentally feasible parameter values: $\lambda = 1550$ nm, $Q = 10^9$ [81], $R = 30$ μ m, $\beta = -0.004$, $n = 1.44$, and $\Omega = 2.2$ kHz. In Fig. 2, we plot the intracavity field energy of the soliton mode $|\psi_i|^2$ as a function of the azimuthal angle θ at $\tau = 200$ and corresponding Kerr combs in a static and a spinning microresonator. For a static resonator, our results reproduce and confirm the results of previous studies that have shown the emergence of optical solitons with different numbers under different initial conditions in a reciprocal way [see Figs. 2(a,d)] [82]: For a given pump light, the same soliton state is formed regardless of the input pump direction. In contrast, for a spinning device, the system exhibits interesting nonreciprocity. For example, Figs. 2(b-c,e-f) show that, driving the device from the left or the right (i.e., in the same or opposite direction of the spinning) can lead to two different cases: Soliton crystal state emerges for the pump in one direction whereas a

single soliton state emerges for the pump in the other direction [see Figs. 2(b,c)]. Interestingly, we find that in such a device, it is possible to realize directional switching of soliton numbers by tuning the system parameters: As shown in Figs. 2(d-f), in a static resonator, only a three-soliton state appears for both input directions [82], whereas in a spinning device (with $\Omega = 350$ Hz), a two-soliton state appears for the input from the left (blue curves) and a five-soliton state appears for the same input from the right side (red curves).

Clear signature of nonreciprocal solitons is also observed in Figs. 2(g,h). By tuning the system parameters Δ_p and Ω properly, one can obtain a soliton-diode behavior. For example, for $\Delta_p = 2.3$ and $\Omega = 2.2$ kHz, a soliton emerges only when driving the system from the left, but it is blocked when driving from the right. This can be explained by different Sagnac drags Δ_F for the two counter-circulating modes of the microresonator which makes it impossible to maintain the double balance condition (nonlinearity and anomalous dispersion, as well as gain and dissipation) simultaneously for these two distinct modes.

III. BACKSCATTERING-IMMUNE FEATURES

Nonreciprocal solitons can also be used to protect optical devices against losses **induced by inter-modal coupling between CW and CCW modes**, without using any specially constructed topological structure or chiral reser-

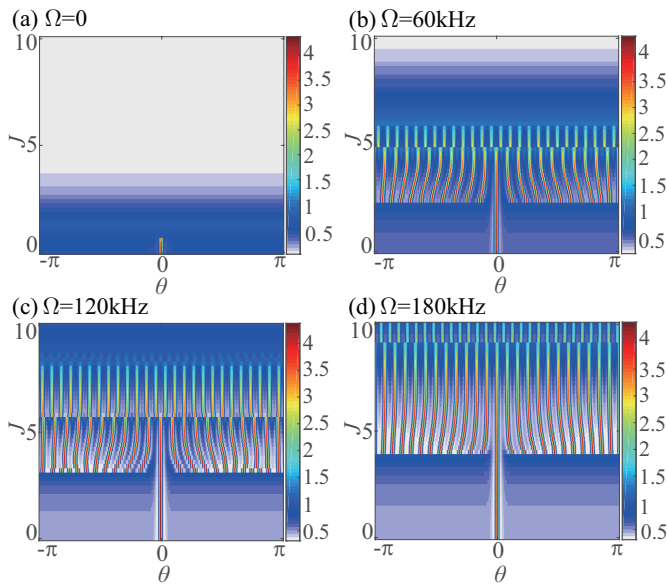


FIG. 4. **The competitive relationship between the backscattering strength and the spinning velocity in nonreciprocal solitons.** The intracavity field energy of the soliton mode $|\psi_i|^2$ as a function of the azimuthal angle θ at $\tau = 200$ and the backscattering strength J with various spinning velocity Ω . The input signal of the optical soliton field is a Gaussian pulse: $\psi_0 = 0.5 + \exp[-(\theta/0.1)^2]$, the dimensionless detuning is $\Delta_p = 2.1 + \Delta_{\text{sag}}$, and the other parameters are the same as Fig. 2.

voir [83, 84]. Figs. 3(a,d) show that, solitons disappear in a static resonator for increased values of backscattering $J = 1$. In contrast, in a spinning device, solitons can exist stably. Figs. 3(b,e) show that by choosing a spinning velocity, i.e., $\Omega = 60\text{kHz}$, **the harmful effect of backscattering can be overcome in a chosen direction.** In order to make this advantage clearer, we show in Fig. 4 the competitive relationship between the backscattering strength J and the spinning velocity Ω . We find that as the rotation speed increases, the solitons become more stable even in the presence of a larger backscattering strength. This suggests that the performance of soliton devices can be further improved by harnessing the power of nonreciprocity, which can be useful in nonreciprocal optical communications or metrology [2, 67–69].

The underlying physics can be explained as follows. In a static optical resonator (e.g., microsphere, microring, microtoroid, etc) supporting frequency-degenerate CW and CCW modes, random-defect-induced backscattering may lift the degeneracy by inter-modal coupling and hence result in a symmetric mode splitting [78–80]. Various methods have been used to suppress the backscattering by breaking the time-reversal symmetry of the system and thus creating different optical densities in the counterpropagating modes [85–88]. A recent experiment has demonstrated that [54], spinning the resonator provides a new way to break the time-reversal symmetry.

Here, we use spinning-induced nonreciprocity in a nonlinear resonator to achieve one-way flow of solitons. Such spinning-induced nonreciprocal devices can also be used to achieve quantum nonreciprocal effects as studied in Refs. [61–63].

For completeness, in Fig. 3 (g), we also show the transient dynamics in the dual pump system as reported in Ref. [12] when backscattering ($J = 1$) is considered. We find that the dual pump scheme can be used to overcome backscattering by choosing a optical detuning $\alpha_2 = 15$. We emphasize that our scheme, utilizing the mechanical rotation degree of freedom, is well compatible with the other established techniques (e.g., using an optical gain medium or the dual pump technique). In fact, by combining optical and mechanical techniques, even more flexible one-way control of solitons can be expected, with practical applications in making and utilizing backaction-immune soliton devices [2, 67–69].

IV. CONCLUSIONS

In summary, we have proposed a system that uses a spinning Kerr resonator to prepare and engineer nonreciprocal optical solitons. We find that in such a system, different soliton states appear for the input lasers in the CW and CCW directions. These nonreciprocal solitons **are stable against losses induced by inter-modal coupling between CW and CCW modes of the resonator**, which are otherwise detrimental for conventional solitons in static devices. We expect even more flexible control of one-way solitons if mechanical spinning is combined with other well-established optical techniques. In a broader view, our results can stimulate more works on preparing nonreciprocal solitons in systems well beyond spinning photonics, such as in solid devices [42], atoms [45], or synthetic materials [50–52] where nonreciprocity has been demonstrated. **In the future, we will also study nonreciprocal engineering of other kinds of solitons by taking into account the effects of e.g., optical feedback [21], nonideal geometric shape of the resonator, and quantum diffusions [27].**

Acknowledgments. We thank Zheng-Yu Wang and Fang-Jie Shu for helpful discussions. H.J. is supported by the National Science Foundation of China (NSFC, 11935006, 11474087, 11774086). L.-M.K. is supported by the NSFC (Grants No. 11935006 and No. 11775075). X.-W.X. is supported by the NSFC (12064010). L.Z. is supported by the NSFC for emergency management project (Grant No.11447025). S.K.O. acknowledges support from ARO (Grant No.W911NF-18-1-0043), NSF (Grant No. ECCS 1807485), and AFOSR (Grant No. FA9550-18-1-0235). B.J.L. is supported also by Hunan Provincial Innovation Foundation For Postgraduate (No. CX20190339).

- [1] A. Hasegawa and Y. Kodama, *Solitons in Optical Communications* (Oxford: Oxford University Press) (1995).
- [2] H. A. Haus, W. S. Wong, Solitons in optical communications, *Rev. Mod. Phys.* **68**(2), 423–444 (1996).
- [3] N. J. Zabusky, M. D. Kruskal, Interaction of "solitons" in a collisionless plasma and the recurrence of initial states, *Phys. Rev. Lett.* **15**, 240–243 (1965).
- [4] L. F. Mollenauer, R. H. Stolen, J. P. Gordon, Experimental observation of picosecond pulse narrowing and solitons in optical fibers, *Phys. Rev. Lett.* **45**, 1095–1098 (1980).
- [5] K. E. Strecker, G. B. Partridge, A. G. Truscott, R. G. Hulet, Formation and propagation of matterwave soliton trains, *Nature* **417**, 150–153 (2002).
- [6] T. Ackemann, W. J. Firth, and G. Oppo, Fundamentals and Applications of Spatial Dissipative Solitons in Photonic Devices, *Adv. At. Mol. Opt. Phys.* 323–421 (2009).
- [7] T. Herr, V. Brasch, J. D. Jost, C. Y. Wang, N. M. Kondratiev, M. L. Gorodetsky, and T. J. Kippenberg, Temporal solitons in optical microresonators, *Nat. Photon.* **8**(2), 145–152 (2014).
- [8] X. Yi, Q.-F. Yang, K. Y. Yang, M.-G. Suh, K. Vahala, Soliton frequency comb at microwave rates in a high-Q silica microresonator, *Optica* **2**, 1078 (2015).
- [9] V. Brasch, M. Geiselmann, T. Herr, G. Lihachev, M. H. P. Pfeiffer, M. L. Gorodetsky, T. J. Kippenberg, Photonic chip-based optical frequency comb using soliton Cherenkov radiation, *Science* **351**, 357–360 (2016).
- [10] M.-G. Suh, Q.-F. Yang, K. Y. Yang, X. Yi, K. J. Vahala, Microresonator soliton dual-comb spectroscopy, *Science* **354**, 600 (2016).
- [11] E. Obrzud, S. Lecomte, T. Herr, Temporal solitons in microresonators driven by optical pulses, *Nat. Photon.* **11**, 600 (2017).
- [12] Q.-F. Yang, X. Yi, K. Y. Yang and K. Vahala, Counter-propagating solitons in microresonators, *Nat. Photon.* **11**, 560 (2017).
- [13] X. Yi, Q.-F. Yang, X. Zhang, K. Y. Yang, X. Li, and K. J. Vahala, Single-mode dispersive waves and soliton microcomb dynamics, *Nat. Commun.* **8**, 14869 (2017).
- [14] S. Fujii, A. Hori, T. Kato, R. Suzuki, Y. Okabe, W. Yoshiki, T. Tanabe, Effect on Kerr comb generation in a clockwise and counter-clockwise mode coupled microcavity, *Opt. Express*, **25**(23), 28969–28982 (2017).
- [15] M.-G. Suh and K. Vahala, Gigahertz-repetition-rate soliton microcombs, *Optica* **5**(1), 65–66 (2018).
- [16] W. L. Weng, R. Bouchand, E. Lucas, and T. J. Kippenberg, Polychromatic Cherenkov Radiation Induced Group Velocity Symmetry Breaking in Counterpropagating Dissipative Kerr Solitons, *Phys. Rev. Lett.* **123**, 253902 (2019).
- [17] M. Karpov, M. H. P. Pfeiffer, H. Guo, W. Weng, J. Liu, and T. J. Kippenberg, Dynamics of soliton crystals in optical microresonators, *Nat. Phys.* **15**, 1071–1077 (2019).
- [18] F. J. Shu, P. J. Zhang, Y. J. Qian, Z. Y. Wang, S. Wan, C. L. Zou, G. C. Guo, and C. H. Dong, A mechanically tuned Kerr comb in a dispersionengineered silica microbubble resonator, *Sci. China-Phys. Mech. Astron.* **63**(5), 254211 (2020).
- [19] S. Wan, R. Niu, Z.-Y. Wang, J.-L. Peng, M. Li, G.-C. Guo, C.-L. Zou, and C.-H. Dong, Frequency stabilization and tuning of breathing solitons in Si₃N₄ microresonators, *Photon. Res.* **8**, 1342–1349 (2020).
- [20] Z. W. Fan and D. V. Skryabin, Soliton blockade in bidirectional microresonators, *Opt. Lett.* **45**, 6446–6449 (2020).
- [21] B. Q. Shen, L. Chang, J. Q. Liu, H. M. Wang, Q.-F. Yang, C. Xiang, R. N. Wang, J. J. He, T. Y. Liu, W. Q. Xie, J. Guo, D. Kinghorn, L. Wu, Q.-X. Ji, T. J. Kippenberg, K. Vahala, and J. E. Bowers, Integrated turnkey soliton microcombs, *Nature* **582**, 365369 (2020).
- [22] A. F. Runge, D. D. Hudson, K. K. Tam, C. M. De Sterke, A. Blanco-Redondo, The pure-quartic soliton laser, *Nat. Photon.* **14**(8), 1–6 (2020).
- [23] J. Q. Liu, E. Lucas, A. S. Raja, J. J. He, J. Riemensberger, R. N. Wang, M. Karpov, H. Guo, R. Bouchand, and T. J. Kippenberg, Photonic microwave generation in the X- and K-band using integrated soliton microcombs, *Nat. Photon.* **1** (2020).
- [24] J. Liu, H. Tian, E. Lucas, A. S. Raja, G. Lihachev, R. N. Wang, J. He, T. Liu, M. H. Anderson, W. Weng, S. A. Bhave, and T. J. Kippenberg, Monolithic piezoelectric control of soliton microcombs, *Nature* **583**, 385 (2020).
- [25] W. L. Weng, A. Kaszubowska-Anandarajah, J. J. He, P. D. Lakhmijayasimha, E. Lucas, J. Q. Liu, P. M. Anandarajah, and T. J. Kippenberg, Gain-switched semiconductor laser driven soliton microcombs, *arXiv: 2006.10662* (2020).
- [26] N. Englebert, F. De Lucia, P. Parra-Rivas, C. M. Arab, P.-J. Sazio, S.-P. Gorza, and F. Leo, Parametrically driven Kerr cavity solitons, *arXiv: 2101.0778* (2021).
- [27] C. Y. Bao, M.-G. Suh, B. Q. Shen, K. Şafak, A. Dai, H. M. Wang, L. Wu, Z. Q. Yuan, Q.-F. Yang, A. B. Matsko, F. X. Kärtner, and K. J. Vahala, Quantum diffusion of microcavity solitons, *Nat. Phys.* **17**, 462 (2021).
- [28] X. X. Xue, X. P. Zheng, and B. K. Zhou, Super-efficient temporal solitons in mutually coupled optical cavities, *Nat. Photon.* **13**(9), 616–622 (2019).
- [29] A. Tikan, J. Riemensberger, K. Komagata, S. Hönl, M. Churaev, C. Skehan, H. Guo, R. N. Wang, J. Liu, P. Seidler, T. J. Kippenberg, Emergent Nonlinear Phenomena in a Driven Dissipative Photonic Dimer, *arXiv: 2005.06470* (2020).
- [30] G. Xu, A. Nielsen, B. Garbin, L. Hill, G.-L. Oppo, J. Fatome, S. G. Murdoch, S. Coen, and M. Erkintalo, Spontaneous symmetry breaking of dissipative optical solitons in a two-component Kerr resonator, *arXiv: 2008.13776* (2020).
- [31] K. Komagata, A. Tikan, A. Tusnin, J. Riemensberger, M. Churaev, H. Guo, and T. J. Kippenberg, Dissipative Kerr solitons in a photonic dimer on both sides of exceptional point, *arXiv: 2101.09237* (2021).
- [32] Ó. B. Helgason, F. R. Arteaga-Sierra, Z. C. Ye, K. Twayana, P. A. Andrekson, M. Karlsson, Jochen Schröder, and V. Torres-Company, Dissipative solitons in photonic molecules, *Nat. Photon.* (2021).
- [33] T. J. Kippenberg, A. L. Gaeta, M. Lipson, and M. L. Gorodetsky, Dissipative Kerr solitons in optical microresonators, *Science* **361**(6402), 129–162 (2018).

- [34] A. L. Gaeta, M. Lipson, and T. J. Kippenberg, Photonic-chip-based frequency combs, *Nat. Photon.* **13**, 158–169 (2019).
- [35] T. Fortier, and E. Baumann, 20 years of developments in optical frequency comb technology and applications, *Commun. Phys.* **2**, 1–16 (2019).
- [36] D. T. Spencer, T. Drake, T. C. Briles, J. Stone, L. C. Sinclair, C. Fredrick, Q. Li, D. Westly, B. R. Ilic, A. Bluestone, N. Volet, T. Komljenovic, L. Chang, S. H. Lee, D. Yoon Oh, M.-G. Suh, K. Y. Yang, M. H. P. Pfeiffer, T. J. Kippenberg, E. Norberg, L. Theogarajan, K. Vahala, N. R. Newbury, K. Srinivasan, J. E. Bowers, S. A. Diddams, S. B. Papp, An optical-frequency synthesizer using integrated photonics, *Nature* **557**, 81–85 (2018).
- [37] P. Trocha, M. Karpov, D. Ganin, M. H. Pfeiffer, A. Kordts, S. Wolf, J. Krockenberger, P. Marin-Palomo, C. Weimann, S. Randel, W. Freude, T. J. Kippenberg, C. Koos, Ultrafast optical ranging using microresonator soliton frequency combs, *Science* **359**(6378), 887–891 (2018).
- [38] Z. Zhu and G. Wu, Dual-comb ranging, *Engineering* **4**, 772778 (2018).
- [39] M.-G. Suh and K. J. Vahala, Soliton microcomb range measurement, *Science* **359**(6378), 884–887 (2018).
- [40] J. Riemensberger, A. Lukashchuk, M. Karpov, W. L. Weng, E. Lucas, J. Q. Liu, T. J. Kippenberg, Massively parallel coherent laser ranging using a soliton microcomb, *Nature* **581**(7807), 164–170 (2020).
- [41] J. Wang, Z. Lu, W. Wang, F. Zhang, J. Chen, Y. Wang, X. Zhao, J. Zheng, S. T. Chu, W. Zhao, B. E. Little, X. Qu, and W. Zhang, Long-distance ranging with high precision using a soliton microcomb, *Photon. Res.* **8**, 19641972 (2020).
- [42] Z. Shen, Y.-L. Zhang, Y. Chen, C.-L. Zou, Y.-F. Xiao, X.-B. Zou, F.-W. Sun, G.-C. Guo, and C.-H. Dong, Experimental realization of optomechanically induced nonreciprocity, *Nat. Photon.* **10**, 657 (2016).
- [43] Y. Shi, Z. Yu, and S. Fan, Limitations of nonlinear optical isolators due to dynamic reciprocity, *Nat. Photon.* **9**, 388 (2015).
- [44] L. Fan, J. Wang, L. T. Varghese, H. Shen, B. Niu, Y. Xuan, A. M. Weiner, and M. Qi, An All-Silicon Passive Optical Diode, *Science* **335**, 447 (2012).
- [45] K. Y. Xia, F. Nori, and M. Xiao, Cavity-Free Optical Isolators and Circulators Using a Chiral Cross-Kerr Nonlinearity, *Phys. Rev. Lett.* **121**, 203602 (2018).
- [46] M. Scheucher, A. Hilico, E. Will, J. Volz, A. Rauschenbeutel, Quantum optical circulator controlled by a single chirally coupled atom, *Science* **354**, 1577 (2016).
- [47] D. Malz, L. D. Tóth, N. R. Bernier, A. K. Feofanov, T. J. Kippenberg, and A. Nunnenkamp, Quantum-Limited Directional Amplifiers with Optomechanics, *Phys. Rev. Lett.* **120**, 023601 (2018).
- [48] X.-W. Xu, Y. Li, B. J. Li, H. Jing, and A.-X. Chen, Nonreciprocity via Nonlinearity and Synthetic Magnetism, *Phys. Rev. Appl.* **13**(4), 044070 (2020).
- [49] D. G. Lai, J. F. Huang, X. L. Yin, B. P. Hou, W. L. Li, D. Vitali, F. Nori, J. Q. Liao, Nonreciprocal ground-state cooling of multiple mechanical resonators, *Phys. Rev. A.* **102**, 011502(R) (2020).
- [50] D. L. Sounas and A. Alù, Non-reciprocal photonics based on time modulation, *Nat. Photon.* **11**, 774 (2017).
- [51] B. Peng, S. K. Özdemir, F. Lei, F. Monifi, M. Gianfreda, G. L. Long, S. Fan, F. Nori, C. M. Bender, and L. Yang, Parity-time-symmetric whispering-gallery microcavities, *Nat. Phys.* **10**, 394 (2014).
- [52] L. Chang, X. Jiang, S. Hua, C. Yang, J. Wen, L. Jiang, G. Li, G. Wang, and M. Xiao, Parity-time symmetry and variable optical isolation in active-passive-coupled microresonators, *Nat. Photon.* **8**, 524 (2014).
- [53] I. I. Arkhipov, A. Miranowicz, O. Di Stefano, R. Stassi, S. Savasta, F. Nori, S. K. Özdemir, Scully-Lamb quantum laser model for parity-time-symmetric whispering-gallery microcavities: Gain saturation effects and nonreciprocity, *Phys. Rev. A* **99**, 053806 (2019).
- [54] S. Maayani, R. Dahan, Y. Kligerman, E. Moses, A. U. Hassan, H. Jing, F. Nori, D. N. Christodoulides, and T. Carmon, Flying couplers above spinning resonators generate irreversible refraction, *Nature (London)* **558**, 569 (2018).
- [55] H. Lü, Y. Jiang, Y. Z. Wang, and H. Jing, Optomechanically induced transparency in a spinning resonator, *Photon. Res.* **5**, 367371 (2017).
- [56] K. Y. Yang, J. Skarda, M. Cotrufo, A. Dutt, G. H. Ahn, M. Sawaby, D. Vercautse, A. Arbabian, S. H. Fan, A. Alù, and J. Vučković, Inverse-designed nonreciprocal pulse router for chip-based LiDAR, *Nat. Photon.* **14**, 369–374 (2020).
- [57] T. Tang, H.-J. Chen, Z. Y. Yuan, Y. Yu, Q.-T. Cao, N. An, Q. H. Gong, C. W. Wong, Y. J. Rao, Y.-F. Xiao, B. C. Yao, Gain-assisted chiral soliton microcombs, arXiv: 2008.12510 (2020).
- [58] R. Fleury, D. L. Sounas, C. F. Sieck, M. R. Haberman, and A. Alù, Sound isolation and giant linear nonreciprocity in a compact acoustic circulator, *Science* **343**, 516 (2014).
- [59] G. Q. Xu, K. C. Dong, Y. Li, H. G. Li, K. P. Liu, L. Q. Li, J. Q. Wu, and C.-W. Qiu, Tunable analog thermal material, *Nat. Commun.* **11**, 1–9 (2020).
- [60] Y. Jiang, S. Maayani, T. Carmon, F. Nori, and H. Jing, Nonreciprocal phonon laser, *Phys. Rev. Appl.* **10**, 064037 (2018).
- [61] R. Huang, A. Miranowicz, J.-Q. Liao, F. Nori, H. Jing, Nonreciprocal Photon Blockade, *Phys. Rev. Lett.* **121**, 153601 (2018).
- [62] B. J. Li, R. Huang, X.-W. Xu, A. Miranowicz, and H. Jing, Nonreciprocal unconventional photon blockade in a spinning optomechanical system, *Photon. Res.* **7**(6), 630–641 (2019).
- [63] Y.-F. Jiao, S.-D. Zhang, Y.-L. Zhang, A. Miranowicz, L.-M. Kuang, and H. Jing, Nonreciprocal Optomechanical Entanglement against Backscattering Losses, *Phys. Rev. Lett.* **125**, 143605 (2020).
- [64] H. Jing, H. Lü, S. K. Özdemir, T. Carmon, and F. Nori, Nanoparticle sensing with a spinning resonator, *Optica* **5**, 14241430 (2018).
- [65] J. Ahn, Z. Xu, J. Bang, P. Ju, X. Gao, and T. Li, Ultrasensitive torque detection with an optically levitated nanorotor, *Nat. Nanotechnol.* **15**, 89 (2020).
- [66] H. L. Zhang, R. Huang, S.-D. Zhang, Y. Li, C.-W. Qiu, F. Nori, and H. Jing, Breaking Anti-PT Symmetry by Spinning a Resonator, *Nano Lett.* **20**, 7594–7599 (2020).
- [67] B. Corcoran, M. Tan, X. Xu, A. Boes, J. Y. Wu, T. G. Nguyen, S. T. Chu, B. E. Little, R. Morandotti, A. Mitchell, and D. J. Moss, Ultra-dense optical data

- transmission over standard fibre with a single chip source, *Nat. Commun.* **11**, 2568 (2020).
- [68] A. Parriaux, K. Hammani, and G. Millot, Electro-optic frequency combs, *Adv. Opt. Photonics* **12**(1), 223–287 (2020).
- [69] S. A. Diddams, K. Vahala, T. Udem, Optical frequency combs: Coherently uniting the electromagnetic spectrum, *Science* **369**(6501), 267 (2020).
- [70] S. M. Spillane, T. J. Kippenberg, O. J. Painter, and K. J. Vahala, Ideality in a Fiber-Taper-Coupled Microresonator System for Application to Cavity Quantum Electrodynamics, *Phys. Rev. Lett.* **91**, 043902 (2003).
- [71] G. B. Malykin, The Sagnac effect: correct and incorrect explanations, *Phys. Usp.* **43**, 1229 (2000).
- [72] T. Qin, J. F. Yang, F. X. Zhang, Y. Chen, D. Y. Shen, L. Chen, X. S. Jiang, X. F. Chen, W. J. Wan, Fast-and slow-light-enhanced light drag in a moving microcavity, *Commun. Phys.* **3**, 118 (2020).
- [73] L. A. Lugiato, R. Lefever, Spatial dissipative structures in passive optical systems, *Phys. Rev. Lett.* **21**, 2209–2211 (1987).
- [74] Y. K. Chembo, and C. R. Menyuk, Spatiotemporal Lugiato-Lefever formalism for Kerr-comb generation in whispering-gallery-mode resonators, *Phys. Rev. Lett.* **87**, 053852 (2013).
- [75] N. M. Kondratiev, V. E. Lobanov, Modulational instability and frequency combs in whispering-gallery-mode microresonators with backscattering, *Phys. Rev. A* **101**, 013816 (2020).
- [76] V. E. Lobanov, A. E. Shitikov, R. R. Galiev, K. N. Min’Kov, and N. M. Kondratiev, Generation and properties of dissipative kerr solitons and platicons in optical microresonators with backscattering, *Opt. Express*, **28**, 36544 (2020).
- [77] D. V. Skryabin, Hierarchy of coupled mode and envelope models for bi-directional microresonators with Kerr nonlinearity, *OSA Continuum* **3**, 13641375 (2020).
- [78] D. Weiss, V. Sandoghdar, J. Hare, V. Lefevre-Seguin, J.-M. Raimond, and S. Haroche, Splitting of high-Q Mie modes induced by light backscattering in silica microspheres, *Opt. Lett.* **20**, 1835–1837 (1995).
- [79] T. J. Kippenberg, S. Spillane, and K. Vahala, Modal coupling in traveling-wave resonators, *Opt. Lett.* **27**, 1669–1671 (2002).
- [80] W. Yoshiki, A. Chen-Jinnai, T. Tetsumoto, and T. Tanabe, Observation of energy oscillation between strongly-coupled counter-propagating ultra-high Q whispering gallery modes, *Opt. Express* **23**, 30851–30860 (2015).
- [81] N. G. Pavlov, G. Lihachev, S. Koptyaev, E. Lucas, M. Karpov, N. M. Kondratiev, I. A. Bilenko, T. J. Kippenberg, and M. L. Gorodetsky, Soliton dual frequency combs in crystalline microresonators, *Opt. Lett.* **42**, 514 (2017).
- [82] C. Godey, I. V. Balakireva, A. Coillet, Y. K. Chembo, Stability analysis of the spatiotemporal Lugiato-Lefever model for Kerr optical frequency combs in the anomalous and normal dispersion regimes, *Phys. Rev. A* **89**(6), 063814 (2014).
- [83] M. I. Shalaev, W. Walasik, A. Tsukernik, Y. Xu, and N. M. Litchinitser, Robust topologically protected transport in photonic crystals at telecommunication wavelengths, *Nat. Nano.* **14**, 31–34 (2019).
- [84] S.-Y. Yu, C. He, X.-C. Sun, H. F. Wang, J.-Q. Wang, Z.-D. Zhang, B.-Y. Xie, Y. Tian, M.-H. Lu, and Y.-F. Chen, Critical couplings in topological-insulator waveguide-resonator systems observed in elastic waves, arXiv: 2008.09547 (2020).
- [85] A. A. Golubentsev, The suppression of interference effects in multiple scattering of light, *Sov. Phys. JETP* **59**, 26–32 (1984).
- [86] F. C. MacKintosh and S. John, Coherent backscattering of light in the presence of time-reversal-noninvariant and parity-nonconserving media, *Phys. Rev. B* **37**, 188–1897 (1988).
- [87] S. Kim, J. M. Taylor, and G. Bahl, Dynamic suppression of Rayleigh backscattering in dielectric resonators, *Optica* **6**, 1016 (2019).
- [88] A. Ø. Svela, J. M. Silver, L. Del Bino, S. Y. Zhang, M. T. M. Woodley, M. R. Vanner, and P. Del’Haye, Coherent suppression of backscattering in optical microresonators, *Light Sci. Appl.* **9**, 204 (2020).