



CHORUS

This is the accepted manuscript made available via CHORUS. The article has been published as:

Global constraints on a heavy neutrino

André de Gouvêa and Andrew Kobach

Phys. Rev. D **93**, 033005 — Published 12 February 2016

DOI: [10.1103/PhysRevD.93.033005](https://doi.org/10.1103/PhysRevD.93.033005)

Global Constraints on a Heavy Neutrino

André de Gouvêa

Northwestern University, Department of Physics & Astronomy, 2145 Sheridan Road, Evanston, IL 60208, USA

Andrew Kobach

*Department of Physics, University of California, San Diego, La Jolla, CA 92093, USA and
Northwestern University, Department of Physics & Astronomy, 2145 Sheridan Road, Evanston, IL 60208, USA*

We estimate constraints on the existence of a heavy, mostly sterile neutrino with mass between 10 eV and 1 TeV. We improve upon previous analyses by performing a global combination and expanding the experimental inputs to simultaneously include tests for lepton universality, lepton flavor violating processes, electroweak precision data, dipole moments, and neutrinoless double beta decay. Assuming the heavy neutrino and its decay products are invisible to detection, we further include, in a self-consistent manner, constraints from direct kinematic searches, the kinematics of muon decay, cosmology, and neutrino oscillations, in order to estimate constraints on the values of $|U_{e4}|^2$, $|U_{\mu4}|^2$, and $|U_{\tau4}|^2$.

I. INTRODUCTION

Neutrinos are the least understood particles in the standard model (SM). While it is known that there are three neutrino flavor eigenstates that participate in the weak interactions [1], referred to as active neutrinos, it is a generic possibility that there are also electroweak singlet states, called sterile neutrinos, and that the three active flavor eigenstates are linear superpositions of more than just three mass eigenstates,

$$\nu_\alpha = \sum_{i=1}^{3+k} U_{\alpha i} \nu_i, \quad (\alpha = e, \mu, \tau), \quad (1)$$

where ν_i are neutrino mass eigenstates with mass m_i , $U_{\alpha i}$ are elements of a unitary matrix, and k is the number of additional neutrinos beyond those present in the SM. This manuscript focuses on the hypothesis that the SM is augmented by one new neutrino, i.e., $k = 1$, and how experimental results can illuminate this possibility. Throughout, we will assume that there is no relation between the different mixing-matrix elements $U_{\alpha i}$, nor any relation between $U_{\alpha i}$ and the different neutrino masses m_i .

To date, much attention has been paid to a single Majorana sterile neutrino augmenting the SM, with mass $10 \text{ eV} \lesssim m_4 \lesssim 1 \text{ TeV}$, where the model responsible for its decay is identical to the model that dictates its production, i.e., neutrino production and decay are governed uniquely by the weak interactions. As discussed, for example, in Refs. [2–5], this particular scenario can be constrained, sometimes severely, by direct searches for the decay products of the heavy neutrino. However, it is not necessary that neutrinos are Majorana or that the decay of the heavy neutrino is mediated only by weak interactions. Thus, constraints obtained using a particular model for the heavy neutrino decay must be differentiated from constraints on the *existence* of a heavy neutrino.

Here, we make the phenomenological decision that experiments cannot measure the decay of the heavy neutrino. Put precisely, ν_4 decays to other particles that are effectively invisible to direct detection, e.g., light neutrinos, dark matter, or other unknown light states. This assumption provides, in some sense, conservative estimates for upper bounds on the matrix elements $|U_{\alpha 4}|^2$, since, in principle, stronger constraints on the matrix elements can be achieved if the heavy neutrino decays into visible particles. Without observables associated with the heavy neutrino decay, constraints on its existence can change dramatically. Furthermore, neutrino-decay assumptions modify qualitatively how bounds from different types of observables are to be combined. For example, we note that some analyses, e.g., Refs. [2, 3, 5], include both constraints from experimental searches for specific decay products of the heavy neutrino, and constraints that assume that the heavy neutrino does not decay visibly, such as searches for the kinematic signatures of a heavy neutrino in meson decay. Here, we pay close attention to the assumptions regarding the decay of the heavy neutrino in order to present self-consistent results.

Our analysis goes beyond just rearranging previously-derived constraints on the values of $|U_{e4}|^2$, $|U_{\mu4}|^2$, and $|U_{\tau4}|^2$. We include limits from dedicated kinematic searches, but also include our own estimates for limits using tests of lepton universality (charged-lepton decays, pseudoscalar meson decays, W -boson decays, etc), lepton-flavor violating processes ($\mu - e$ conversion, radiative charged lepton decays, three-body tau decays, etc.), neutrinoless double beta decay, the spectrum of Michel electrons from muon decay, the invisible decay width of the Z -boson, and neutrino oscillations. We

combine all the relevant experimental results via a global χ^2 function in order to estimate simultaneous upper limits on $|U_{e4}|^2$, $|U_{\mu4}|^2$, and $|U_{\tau}|^2$, when $10 \text{ eV} \lesssim m_4 \lesssim 1 \text{ TeV}$.

This analysis is outlined as follows. In Section II, we discuss constraints on a heavy neutrino that are decay-independent, e.g., tests of lepton universality, invisible decays of the Z -boson, lepton flavor violating processes, and neutrinoless double beta decay. In Section III, we interpret other experimental results – β -decay, pseudoscalar meson decay, neutrino oscillations, etc. – as constraints on a heavy neutrino that decays invisibly. In Section IV, we describe the details of how we combine the experimental constraints, present the resultant simultaneous limits on $|U_{e4}|^2$, $|U_{\mu4}|^2$, and $|U_{\tau4}|^2$, discuss the results, highlight important differences with other analyses found the literature, and offer some concluding remarks.

II. DECAY-INDEPENDENT CONSTRAINTS ON A HEAVY NEUTRINO

This section summarizes constraints on the existence of a single heavy neutrino by focusing on observables with no heavy neutrino in the final state. These observables are independent of whatever physics controls the heavy neutrino decay, and the associated constraints are useful not only for our present analysis but also apply whenever a heavy neutrino is produced through only the weak interactions. These observables include tests of lepton universality, the width of invisible decay of the Z -boson, lepton-flavor violating decays of μ and τ leptons, neutrinoless double beta decay, and magnetic and electric dipole moments of charged leptons.

A. Tests of Lepton Universality

In the SM, charged-current interactions couple to the three lepton families, e , μ , τ , with a universal constant: $g_e = g_\mu = g_\tau$. Such universality can be studied at the percent and sub-percent level by measuring the ratios of decay rates of charged leptons, pseudoscalar mesons, and the W -boson. If a heavy neutrino exists, then the measured values of $|g_\mu/g_e|$, $|g_\tau/g_\mu|$ and $|g_\tau/g_e|$ can deviate from unity. More concretely, if the heavy neutrino is too heavy to be produced in a given decay, one can relate the comparisons between experiment and predictions in order to estimate limits on the existence of a heavy neutrino, independent of any assumptions regarding how ν_4 decays.

Lepton universality tests have been used to estimate limits on the existence of a heavy neutrino in a number of analyses (see, for example, Refs. [2, 6–15]). We revisit these constraints in hopes to offer self-consistent and precise results by performing a global combination of all relevant *ratios* of decay rates, using model-independent methods and the most up-to-date experimental measurements and theoretical predictions.¹

In Table I, we compile a list of observables that are sensitive to lepton non-universality, comparing experimental results and the SM predictions for ratios of decay rates. Some details regarding the values in Table I are itemized here:

- *Flavor-conserving charged lepton decays.* The SM expectations for the ratios of $\Gamma(\tau^- \rightarrow \mu^- \bar{\nu}_\mu \nu_\tau)$, $\Gamma(\tau^- \rightarrow e^- \bar{\nu}_e \nu_\tau)$, and $\Gamma(\mu^- \rightarrow e^- \bar{\nu}_e \nu_\mu)$ at tree level are

$$\frac{\Gamma(\tau^- \rightarrow \mu^- \bar{\nu}_\mu \nu_\tau)}{\Gamma(\tau^- \rightarrow e^- \bar{\nu}_e \nu_\tau)} = \frac{f(m_\mu^2/m_\tau^2)}{f(m_e^2/m_\tau^2)}, \quad (2)$$

$$\frac{\Gamma(\tau^- \rightarrow e^- \bar{\nu}_\mu \nu_\tau)}{\Gamma(\mu^- \rightarrow e^- \bar{\nu}_e \nu_\mu)} = \frac{m_\tau^5 f(m_e^2/m_\tau^2)}{m_\mu^5 f(m_e^2/m_\mu^2)}. \quad (3)$$

where $f(x) \equiv 1 - 8x + 8x^3 - x^4 - 12x^2 \log x$. The values of the SM expectations for these ratios can be found in Table I. These predictions are sufficiently precise for our purposes, since the uncertainties associated with the charged lepton masses and radiative corrections are an order of magnitude or two smaller than the experimental precision [16]. To compare these SM predictions to experimental values, we use the measured value of $\Gamma(\tau \rightarrow \mu \bar{\nu}_\mu)/\Gamma(\tau \rightarrow e \bar{\nu}_e)$ quoted in Ref. [17]. Because the experimental measurement of $\Gamma(\tau \rightarrow e \bar{\nu}_e)/\Gamma(\mu \rightarrow e \bar{\nu}_e)$ is not performed directly, we estimate its measured value as $\Gamma(\tau \rightarrow e \bar{\nu}_e)/\Gamma(\mu \rightarrow e \bar{\nu}_e) \simeq \tau_\tau^{-1} \tau_\mu Br(\tau \rightarrow e \bar{\nu}_e)$, where τ_τ and τ_μ are the measured lifetimes of the tau and the muon, respectively, and $Br(\tau \rightarrow e \bar{\nu}_e)$ is the measured branching ratio of $\tau \rightarrow e \bar{\nu}_e$. The measured values of τ_τ , τ_μ , and $Br(\tau \rightarrow e \bar{\nu}_e)$ are taken from Ref. [17].

¹ We choose to utilize only ratios of decay rates so that several experimental and theoretical uncertainties will, at least partially, cancel. To zeroth order, the bounds extracted are independent from changes to the definitions of fundamental parameters in the presence of the heavy neutrino (e.g., G_F and $\sin^2 \theta_W$).

- π , K , K_L , and D_s decays. The state-of-the-art SM predictions for the ratios $\Gamma(\pi \rightarrow e\nu)/\Gamma(\pi \rightarrow \mu\nu)$, $\Gamma(K \rightarrow e\nu)/\Gamma(K \rightarrow \mu\nu)$, $\Gamma(K \rightarrow \pi\mu\nu)/\Gamma(K \rightarrow \pi e\nu)$, $\Gamma(K_L \rightarrow \pi\mu\nu)/\Gamma(K_L \rightarrow \pi e\nu)$, and $\Gamma(D_s \rightarrow \tau\nu)/\Gamma(D_s \rightarrow \mu\nu)$ are taken from Refs. [17–19]. Table I includes the experimental measurements of these ratios from Ref. [17].
- \bar{B}^0 decays. As shown in Table I, we separate measurements of the branching ratios of \bar{B}^0 decays into two categories: the LHCb experiment measurement of the ratio $\Gamma(\bar{B}^0 \rightarrow D^{*+}\tau^-\bar{\nu}_\tau)/\Gamma(\bar{B}^0 \rightarrow D^{*+}\mu^-\bar{\nu}_\mu)$ [20], and the Belle and BaBar measurements of $\Gamma(\bar{B}^0 \rightarrow D^{(*)+}\tau^-\bar{\nu}_\tau)/\Gamma(\bar{B}^0 \rightarrow D^{(*)+}\ell^-\bar{\nu}_\ell)$, where $\Gamma(\bar{B}^0 \rightarrow D^{(*)+}\ell^-\bar{\nu}_\ell)$ signifies the average of $\ell = e$ and μ [21, 22] (and we combine the results from Belle and BaBar). This distinction must be made in order to account for how a heavy neutrino would affect the two measurements differently. These measurements are compared to the SM expectations from Refs. [23, 24].
- W -Boson Decays. The leptonic decays of the W -boson can directly test lepton universality at the weak scale. The ratios $\Gamma(W \rightarrow \mu\nu)/\Gamma(W \rightarrow e\nu)$ and $\Gamma(W \rightarrow \tau\nu)/\Gamma(W \rightarrow e\nu)$ are predicted in the SM to be approximately unity, up to radiative corrections and corrections due to the mass of the final-state leptons [25]. We quote in Table I the experimental values for $\Gamma(W \rightarrow \mu\nu)/\Gamma(W \rightarrow e\nu)$ and $\Gamma(W \rightarrow \tau\nu)/\Gamma(W \rightarrow e\nu)$ from Ref. [17].
- Ratios such as $\Gamma(\tau \rightarrow \pi\nu)/\Gamma(\pi \rightarrow \ell\nu)$ and $\Gamma(\tau \rightarrow K\nu)/\Gamma(K \rightarrow \ell\nu)$ can be mostly predicted by theory, because the dependence on the decay constants f_π and f_K cancels in the ratio. The SM prediction for these ratios are

$$\frac{\Gamma(\tau^- \rightarrow M^-\nu_\tau)}{\Gamma(M^- \rightarrow \ell^-\bar{\nu}_\ell)} = \frac{m_\tau^2}{2m_M m_\ell^2} \left(\frac{1 - m_M^2/m_\tau^2}{1 - m_\ell^2/m_M^2} \right)^2 (1 + \delta_\ell^M), \quad (4)$$

where $M = \pi$ or K , and $\ell = e$ or μ . The radiative corrections δ_μ^π and δ_μ^K have been estimated in Ref. [26]. We estimate the prediction for $\Gamma(\tau \rightarrow M\nu)/\Gamma(M \rightarrow e\nu)$ by multiplying the predicted value of $\Gamma(\tau \rightarrow M\nu)/\Gamma(M \rightarrow \mu\nu)$ by the value of $\Gamma(M \rightarrow \mu\nu)/\Gamma(M \rightarrow e\nu)$ calculated in Ref. [18]. The experimental values for these ratios quoted in Table I are taken from Ref. [17].

Observable	SM	Observed	$ g_\ell/g_{\ell'} ^2$
$\Gamma(\tau \rightarrow \mu\nu\bar{\nu})/\Gamma(\tau \rightarrow e\nu\bar{\nu})$	0.9726	0.9764 ± 0.0030	$ g_\mu/g_e ^2 = 1.0040 \pm 0.0031$
$\Gamma(\pi \rightarrow e\nu)/\Gamma(\pi \rightarrow \mu\nu)$	1.235×10^{-4} [18]	$(1.230 \pm 0.004) \times 10^{-4}$	$ g_e/g_\mu ^2 = 0.9958 \pm 0.0032$
$\Gamma(K \rightarrow e\nu)/\Gamma(K \rightarrow \mu\nu)$	2.477×10^{-5} [18]	$(2.488 \pm 0.010) \times 10^{-5}$	$ g_e/g_\mu ^2 = 1.0044 \pm 0.0040$
$\Gamma(K \rightarrow \pi\mu\nu)/\Gamma(K \rightarrow \pi e\nu)$	0.6591 ± 0.0031 [19]	0.6608 ± 0.0030	$ g_\mu/g_e ^2 = 1.0026 \pm 0.0065$
$\Gamma(K_L \rightarrow \pi\mu\nu)/\Gamma(K_L \rightarrow \pi e\nu)$	0.6657 ± 0.0031 [19]	0.6669 ± 0.0027	$ g_\mu/g_e ^2 = 1.0018 \pm 0.0062$
$\Gamma(W \rightarrow \mu\nu)/\Gamma(W \rightarrow e\nu)$	1.000 [25]	0.993 ± 0.019	$ g_\mu/g_e ^2 = 0.993 \pm 0.020$
$\Gamma(\tau \rightarrow e\nu\bar{\nu})/\Gamma(\mu \rightarrow e\nu\bar{\nu})$	1.345×10^6	$(1.349 \pm 0.004) \times 10^6$	$ g_\tau/g_\mu ^2 = 1.003 \pm 0.003$
$\Gamma(\tau \rightarrow \pi\nu)/\Gamma(\pi \rightarrow \mu\nu)$	9771 ± 14 [26]	9704 ± 56	$ g_\tau/g_\mu ^2 = 0.993 \pm 0.006$
$\Gamma(\tau \rightarrow K\nu)/\Gamma(K \rightarrow \mu\nu)$	480 ± 1 [26]	469 ± 7	$ g_\tau/g_\mu ^2 = 0.977 \pm 0.015$
$\Gamma(D_s \rightarrow \tau\nu)/\Gamma(D_s \rightarrow \mu\nu)$	9.76 [17]	10.0 ± 0.6	$ g_\tau/g_\mu ^2 = 1.02 \pm 0.06$
$\Gamma(\bar{B} \rightarrow D^*\tau\nu)/\Gamma(\bar{B} \rightarrow D^*\mu\nu)$	0.252 ± 0.003 [24]	0.336 ± 0.040 [20]	$ g_\tau/g_\mu ^2 = 1.333 \pm 0.159$
$\Gamma(\tau \rightarrow \pi\nu)/\Gamma(\pi \rightarrow e\nu)$	$(7.91 \pm 0.01) \times 10^7$ [18, 26]	$(7.89 \pm 0.05) \times 10^7$	$ g_\tau/g_e ^2 = 1.000 \pm 0.007$
$\Gamma(\tau \rightarrow K\nu)/\Gamma(K \rightarrow e\nu)$	$(1.940 \pm 0.004) \times 10^7$ [18, 26]	$(1.89 \pm 0.03) \times 10^7$	$ g_\tau/g_e ^2 = 0.974 \pm 0.015$
$\Gamma(W \rightarrow \tau\nu)/\Gamma(W \rightarrow e\nu)$	0.999 [25]	1.063 ± 0.027	$ g_\tau/g_e ^2 = 1.063 \pm 0.027$
$\Gamma(\bar{B} \rightarrow D^*\tau\nu)/\Gamma(\bar{B} \rightarrow D^*\ell\nu)$	0.252 ± 0.003 [24]	0.318 ± 0.024 [21, 22]	$2 g_\tau ^2/(g_e ^2 + g_\mu ^2) = 1.262 \pm 0.096$
$\Gamma(\bar{B} \rightarrow D\tau\nu)/\Gamma(\bar{B} \rightarrow D\ell\nu)$	0.299 ± 0.011 [23]	0.406 ± 0.050 [21, 22]	$2 g_\tau ^2/(g_e ^2 + g_\mu ^2) = 1.359 \pm 0.171$

TABLE I: Tests for lepton universality that involve a neutrino. All measurements are taken from, or estimated with information provided in, Ref. [17], except for \bar{B} decays, which are taken from Refs [20–22]. The values of $|g_\ell/g_{\ell'}|^2$ quoted are the factors by which the SM is multiplied to match the experimental central value, where a χ^2 function is used to estimate a 68.3% CL error bar, combining both experimental and theoretical uncertainties. In the SM, $|g_\mu/g_e|^2$, $|g_\tau/g_\mu|^2$ and $|g_\tau/g_e|^2$ are all predicted to be exactly unity.

We quantify the differences between the experimental measurements and the SM predictions listed in Table I by multiplying the SM prediction by $|g_\ell/g_{\ell'}|^2$ and calculating the value it ought to have such that the central value of the theoretical prediction exactly matches the central value of the experimental measurement (the comparison between experiment and the SM expectation is also shown in Fig. 1). Then, we use a χ^2 function to estimate an error bar (68.3% CL) on each individual value of $|g_\ell/g_{\ell'}|^2$, including both experimental and theoretical uncertainties. We take

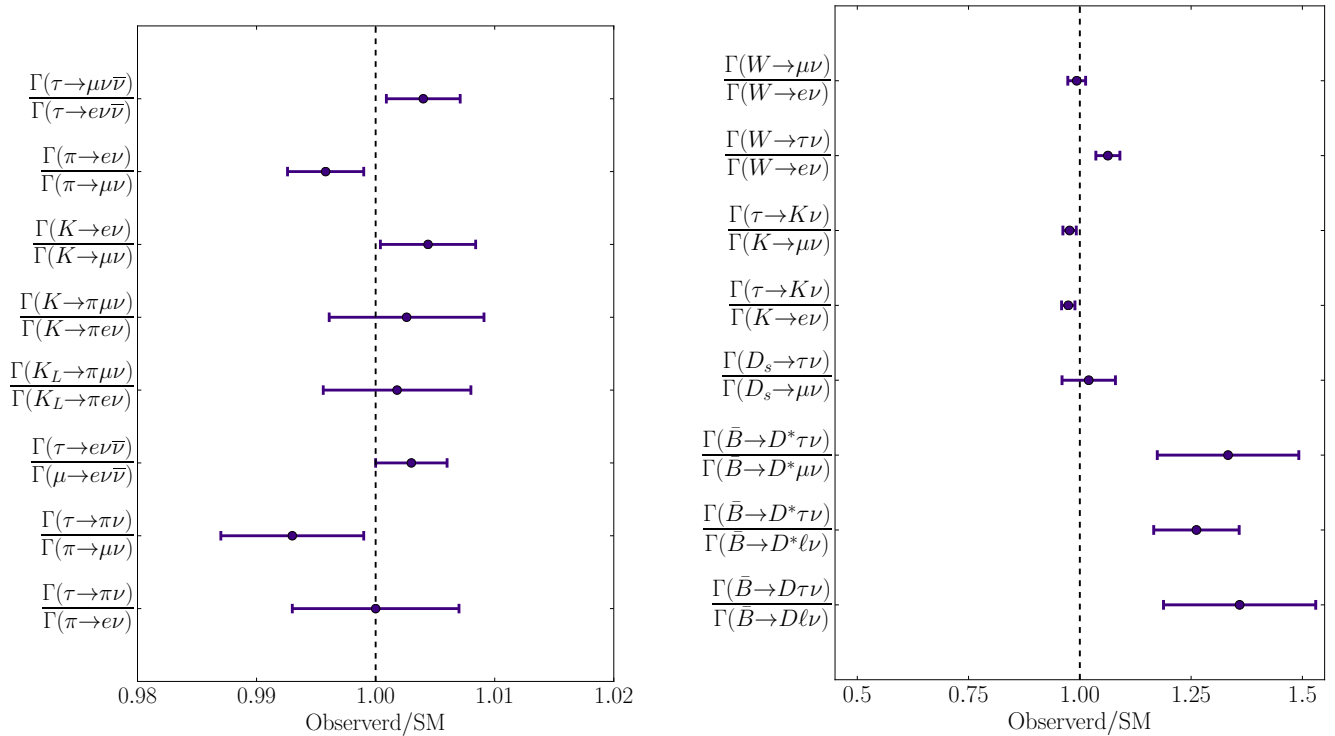


FIG. 1: The ratio of the data and the SM expectation of the observables listed in Table I.

each $|g_\ell/g_{\ell'}|^2$ in Table I as being statistically independent from the others. If one combines all values of $|g_\ell/g_{\ell'}|^2$ listed in Table I, the comparison to the SM expectation of $|g_\ell/g_{\ell'}|^2 = 1$ yields $p \simeq 4.6 \times 10^{-3}$ ($\chi^2/\text{dof} \simeq 34.5/16$), assuming each experimental value in Table I counts for only a single degree of freedom. The data are not consistent with lepton universality (at a little less than the three sigma level). The discrepancy between the data and the SM predictions could indicate that one or the other have underestimated systematic uncertainties, especially for the measurements or predictions of \bar{B} decays and hadronic τ decays.

Another possibility is that the existence of a heavy neutrino could be contributing to the observations, thus introducing a tension with the SM predictions. If the heavy neutrino is light enough to be produced in a decay process, its presence will affect not only decay rates but also the content and kinematic distributions of particles in the final state. In order to maintain decay-model independence and circumvent non-trivial experimental considerations, we apply the individual lepton universality constraints only when the mass of the heavy neutrino is large enough that its production is kinematically forbidden. In this case, the expressions for $|g_\mu/g_e|^2$, $|g_\tau/g_\mu|^2$ and $|g_\tau/g_e|^2$ in terms of the neutrino mixing matrix elements can be found in Table II. It should be noted that the model including a heavy neutrino is not identical to the hypothesis of lepton non-universality because the expressions for $|g_\ell/g_{\ell'}|^2$ in terms of the mixing matrix element are not the same for every observable. If the mass of the heavy neutrino is greater than the mass of the W -boson, and if $|U_{e4}|^2$, $|U_{\mu4}|^2$, and $|U_{\tau4}|^2$ are permitted to vary independently, then the best fit yields $p = 2.9 \times 10^{-3}$ ($\chi^2_{\min}/\text{dof} \simeq 31.4/13$), again, assuming each experimental value in Table I counts for a single degree of freedom. Nonzero $|U_{e4}|^2$, $|U_{\mu4}|^2$, and $|U_{\tau4}|^2$ do not provide a better fit to the data than the SM.

We estimate the following marginalized limits on $|U_{e4}|^2$, $|U_{\mu4}|^2$, and $|U_{\tau4}|^2$ at 90% CL, relative to χ^2_{\min} , when $m_4 > m_W$: $|U_{e4}|^2 < 5.9 \times 10^{-3}$, $|U_{\mu4}|^2 < 2.5 \times 10^{-3}$, $|U_{\tau4}|^2 < 5.9 \times 10^{-3}$, which depend on no assumptions about the heavy neutrino besides Eq. (1). These results can be distinguished from those already in the literature, because we use ratios of decay rates (which permit cancelations of systematic uncertainties), marginalize over variables when quoting limits (instead of letting only one matrix element be non-zero at a time), use up-to-date measurements and predictions, include all available data (16 observables versus a few), and only quote limits when the value of m_4 is large enough that the decay into ν_4 is kinematically forbidden. This leads to bona fide model-independent limits on mixing-matrix elements (for other analyses see, for example, Refs. [2, 9, 13]). The full results, when $10 \text{ eV} \lesssim m_4 \lesssim 1 \text{ TeV}$, are shown as the red-dashed line in Figs. 4(a), 4(b) and 4(c), which are the 99% CL limits on $|U_{e4}|^2$, $|U_{\mu4}|^2$, and $|U_{\tau4}|^2$, respectively.

Observable	$ g_\ell/g_{\ell'} ^2$
$\Gamma(\tau \rightarrow \mu\nu\bar{\nu})/\Gamma(\tau \rightarrow e\nu\bar{\nu})$	$ g_\mu/g_e ^2 = (1 - U_{\tau 4} ^2 - U_{\mu 4} ^2)/(1 - U_{\tau 4} ^2 - U_{e 4} ^2)$
$\Gamma(\pi \rightarrow e\nu)/\Gamma(\pi \rightarrow \mu\nu)$	$ g_e/g_\mu ^2 = (1 - U_{e 4} ^2)/(1 - U_{\mu 4} ^2)$
$\Gamma(K \rightarrow e\nu)/\Gamma(K \rightarrow \mu\nu)$	$ g_e/g_\mu ^2 = (1 - U_{e 4} ^2)/(1 - U_{\mu 4} ^2)$
$\Gamma(K \rightarrow \pi\mu\nu)/\Gamma(K \rightarrow \pi e\nu)$	$ g_\mu/g_e ^2 = (1 - U_{\mu 4} ^2)/(1 - U_{e 4} ^2)$
$\Gamma(K_L \rightarrow \pi\mu\nu)/\Gamma(K_L \rightarrow \pi e\nu)$	$ g_\mu/g_e ^2 = (1 - U_{\mu 4} ^2)/(1 - U_{e 4} ^2)$
$\Gamma(W \rightarrow \mu\nu)/\Gamma(W \rightarrow e\nu)$	$ g_\mu/g_e ^2 = (1 - U_{\mu 4} ^2)/(1 - U_{e 4} ^2)$
$\Gamma(\tau \rightarrow e\nu\bar{\nu})/\Gamma(\mu \rightarrow e\nu\bar{\nu})$	$ g_\tau/g_\mu ^2 = (1 - U_{\tau 4} ^2 - U_{e 4} ^2)/(1 - U_{\mu 4} ^2 - U_{e 4} ^2)$
$\Gamma(\tau \rightarrow \pi\nu)/\Gamma(\pi \rightarrow \mu\nu)$	$ g_\tau/g_\mu ^2 = (1 - U_{\tau 4} ^2)/(1 - U_{\mu 4} ^2)$
$\Gamma(\tau \rightarrow K\nu)/\Gamma(K \rightarrow \mu\nu)$	$ g_\tau/g_\mu ^2 = (1 - U_{\tau 4} ^2)/(1 - U_{\mu 4} ^2)$
$\Gamma(D_s \rightarrow \tau\nu)/\Gamma(D_s \rightarrow \mu\nu)$	$ g_\tau/g_\mu ^2 = (1 - U_{\tau 4} ^2)/(1 - U_{\mu 4} ^2)$
$\Gamma(\bar{B} \rightarrow D^*\tau\nu)/\Gamma(\bar{B} \rightarrow D^*\mu\nu)$	$ g_\tau/g_\mu ^2 = (1 - U_{\tau 4} ^2)/(1 - U_{\mu 4} ^2)$
$\Gamma(\tau \rightarrow \pi\nu)/\Gamma(\pi \rightarrow e\nu)$	$ g_\tau/g_e ^2 = (1 - U_{\tau 4} ^2)/(1 - U_{e 4} ^2)$
$\Gamma(\tau \rightarrow K\nu)/\Gamma(K \rightarrow e\nu)$	$ g_\tau/g_e ^2 = (1 - U_{\tau 4} ^2)/(1 - U_{e 4} ^2)$
$\Gamma(W \rightarrow \tau\nu)/\Gamma(W \rightarrow e\nu)$	$ g_\tau/g_e ^2 = (1 - U_{\tau 4} ^2)/(1 - U_{e 4} ^2)$
$\Gamma(\bar{B} \rightarrow D^{(*)}\tau\nu)/\Gamma(\bar{B} \rightarrow D^{(*)}\ell\nu)$	$2 g_\tau ^2/(g_e ^2 + g_\mu ^2) = 2(1 - U_{\tau 4} ^2)/(2 - U_{e 4} ^2 - U_{\mu 4} ^2)$

TABLE II: The first-order expressions (excluding $\mathcal{O}(|U_{\alpha 4}|^4)$ and $\mathcal{O}(|U_{\alpha 4}|^2|U_{\beta 4}|^2)$ terms) for the values of $|g_\ell/g_{\ell'}|^2$ in Table I for each observable if the SM is augmented by a single heavy neutrino, assuming the heavy neutrino mass is large enough that the decay into it is kinematically forbidden. These expressions do not consider the subsequent decays of a final-state tau.

B. Invisible Z -Boson Decays ($m_4 > M_Z$)

Precise measurements of the invisible Z -boson width can provide information on a heavy, mostly sterile neutrino. A convenient way to parameterize these measurements is to define the quantity (as done in Ref. [1])

$$N_\nu \equiv \frac{\Gamma(Z \rightarrow \text{inv})}{\Gamma(Z \rightarrow \ell\ell)} \Bigg|_{\text{exp}} \times \frac{\Gamma(Z \rightarrow \ell\ell)}{\Gamma(Z \rightarrow \nu\nu)} \Bigg|_{\text{SM}}, \quad (5)$$

where $\Gamma(Z \rightarrow \text{inv})/\Gamma(Z \rightarrow \ell\ell)$ is the measured ratio of the Z -boson decay rate to invisible particles and a given flavor of charged leptons ($\ell\ell = ee, \mu\mu, \tau\tau$). The value of $\Gamma(Z \rightarrow \nu\nu)/\Gamma(Z \rightarrow \ell\ell)$ is predicted in the SM to be 1.9913 ± 0.0008 [17]. The SM expectation is $N_\nu = 3$, and the LEP experiments measure $N_\nu = 2.9840 \pm 0.0082$ [1]. This presents, roughly, a two sigma inconsistency between data and the SM expectation.

The discrepancy between data and the SM can be completely accounted for if there is a heavy neutrino that interacts with the Z -boson only through mixing with the three active neutrinos. A model-independent statement can be made when $m_4 > M_Z$, where the heavy neutrino cannot be produced in Z -boson decays. This removes the need for assumptions regarding how ν_4 could decay. If so, the expected value of N_ν is modified to

$$N_\nu = 3(1 - |U_{e 4}|^2 - |U_{\mu 4}|^2 - |U_{\tau 4}|^2) + \mathcal{O}(|U_{\alpha 4}|^4), \quad (6)$$

Comparing Eq. (6) with the experimental value implies that $|U_{e 4}|^2 + |U_{\mu 4}|^2 + |U_{\tau 4}|^2 < 9.5 \times 10^{-3}$ at 90% CL (or $< 1.2 \times 10^{-2}$ at 99% CL). Loop corrections do not greatly affect this result [15]. Such a limit is weaker than those estimated from tests for lepton universality. In Section III B, we will discuss a more general version of Eq. (6) for all values of m_4 .

C. Lepton Flavor Violating Decays

Loop-induced lepton-flavor violating decays of charged leptons, e.g., radiative decays, three-body decays, semi-leptonic decays, and $\mu - e$ conversion, are predicted to be extremely rare in the SM, far beyond experimental reach, due to the smallness of the light neutrino masses. Current experimental limits on the rates of these processes can be found in Table III. If there is a heavy neutrino with mass $m_4 \gtrsim 1$ MeV, the rates of these processes can be enhanced, perhaps to the point of being observable. The following discusses some details regarding the theoretical predictions:

- *Charged lepton radiative decays.* At one loop, the branching ratio for $\ell \rightarrow \ell' \gamma$ is (see Refs. [27, 28] and many references therein):

$$Br(\ell \rightarrow \ell' \gamma) \simeq \frac{\alpha_W^3 s_W^2}{256\pi^3} \frac{m_\ell^5}{M_W^4 \Gamma_\ell} \left| U_{\ell'4}^* U_{\ell 4} G \left(\frac{m_4^2}{M_W^2} \right) \right|^2, \quad (7)$$

where $\alpha_W \equiv g_W^2/4\pi$, Γ_ℓ is the total decay rate of ℓ , and

$$G(x) \equiv \frac{x(1 - 6x + 3x^2 + 2x^3 - 6x^2 \ln x)}{4(1 - x)^4}. \quad (8)$$

- *Three-body charged lepton decays.* Including the effects of a heavy neutrino, we use the one-loop expressions in Ref. [29] to calculate the rates for lepton-flavor violating three-body decays of charged leptons, i.e., $\mu^- \rightarrow e^- e^+ e^-$ and $\tau^- \rightarrow e^- e^+ e^-$, $e^- e^+ \mu^-$, $e^- \mu^+ e^-$, $e^- \mu^+ \mu^-$, $\mu^- e^+ \mu^-$, $\mu^- \mu^+ \mu^-$, as listed in Table III. We include diagrams with two heavy neutrinos in the loop,² whose contributions can be significant since they scale like m_4^2/M_W^2 when m_4 is large. Furthermore, when these contributions are ignored, the $Br(\tau^- \rightarrow e^+ \mu^- \mu^-)$ and $Br(\tau^- \rightarrow \mu^+ e^- e^-)$ are zero at one loop.
- *$\mu - e$ conversion.* We use the expressions from Ref. [27] to estimate limits from searches for $\mu - e$ conversion in nuclei (including diagrams with two heavy neutrinos in the loop). Table III lists the experimental constraints on the normalized rates for $\mu - e$ conversion $R_{\mu \rightarrow e}^Z$ on $Z = \text{Ti, Au, S, and Pb}$.
- *Muonium decays and transitions.* Muonium-antimuonium ($\text{MU}-\overline{\text{MU}}$) transitions and $\text{MU} \rightarrow e^+ e^-$ decays can have a significant contribution due to Majorana and Dirac heavy neutrinos. However, the current experimental constraints on these observables give very weak limits on the values of $|U_{e4}|$ and $|U_{\mu 4}|$. See Ref. [30] for a detailed discussion regarding these observables.

Observable	Exp. Limit (90% CL)
$Br(\mu^- \rightarrow e^- \gamma)$	$< 5.7 \times 10^{-13}$
$Br(\tau^- \rightarrow e^- \gamma)$	$< 3.3 \times 10^{-8}$
$Br(\tau^- \rightarrow \mu^- \gamma)$	$< 4.4 \times 10^{-8}$
$Br(\mu^- \rightarrow e^- e^+ e^-)$	$< 1.0 \times 10^{-12}$
$Br(\tau^- \rightarrow e^- e^+ e^-)$	$< 2.7 \times 10^{-8}$
$Br(\tau^- \rightarrow \mu^- \mu^+ \mu^-)$	$< 2.1 \times 10^{-8}$
$Br(\tau^- \rightarrow e^- \mu^+ \mu^-)$	$< 2.7 \times 10^{-8}$
$Br(\tau^- \rightarrow \mu^- e^+ e^-)$	$< 1.8 \times 10^{-8}$
$Br(\tau^- \rightarrow e^+ \mu^- \mu^-)$	$< 1.7 \times 10^{-8}$
$Br(\tau^- \rightarrow \mu^+ e^- e^-)$	$< 1.5 \times 10^{-8}$
$R_{\mu \rightarrow e}^{\text{Ti}}$	$< 4.3 \times 10^{-12}$
$R_{\mu \rightarrow e}^{\text{Au}}$	$< 7 \times 10^{-13}$
$R_{\mu \rightarrow e}^{\text{S}}$	$< 7 \times 10^{-11}$
$R_{\mu \rightarrow e}^{\text{Pb}}$	$< 4.6 \times 10^{-11}$

TABLE III: Experimental limits at 90% CL on leptonic processes that violate lepton flavor (values taken from Ref. [17]).

A heavy neutrino can also induce lepton-flavor violating hadronic tau decays, $\tau \rightarrow \ell + \text{hadrons}$, where $\ell = \mu, e$. We do not, however, include the constraints from these searches, for the following reasons. One concern is that, to our knowledge, precise computations of $\tau \rightarrow \ell + \text{hadrons}$ have not yet been performed. Furthermore, we expect the inclusion of such constraints not to quantitatively impact our final results. For example, assuming the existence a of heavy neutrino, we estimate, very roughly, that the branching ratio $Br(\tau^- \rightarrow \ell^- \pi^0) \sim Br(\tau \rightarrow e^- \mu^- e^+) \times 16\pi^2 f_\pi^2/m_\tau^2$,

² For this reason, our results are slightly different from some of those in Ref. [27].

taking into account the pion decay constant and different phase space integration. Because limits on the branching ratios of $\tau^- \rightarrow \ell^- \pi^0$ and $\tau \rightarrow e^- \mu^- e^+$ are both $\mathcal{O}(10^{-8})$, and $16\pi^2 f_\pi^2/m_\tau^2 \sim 0.8$, it is unlikely that lepton-flavor violating hadronic tau decays provide significant additional information beyond the purely leptonic lepton-flavor violating three-body tau decays that we have included. For a complete list of the experimental results of searches of this type, see Ref. [17].

We show in Fig. 2 the 99% CL limits on the mixing matrix elements associated with the heavy neutrino when $|U_{e4}|^2 = |U_{\mu4}|^2 = |U_{\tau4}|^2 \equiv |U|^2$, utilizing a χ^2 function and assuming it is zero when $|U|^2 = 0$. We also include a rough estimate for a theoretical upper bound on $|U|^2$: in certain Majorana neutrino models, there is a scaling between the mixing matrix elements and the heavy neutrino mass, $U \sim yv/m_4$, where y is a dimensionless coupling, $v \sim 174$ GeV is the vacuum expectation value of the SM Higgs boson, and m_4 is the mass of the heavy neutrino. If this is the case, $|U|^2 \rightarrow 0$ as $m_4 \rightarrow \infty$; ν_4 “decouples” as its mass gets heavier, as expected. This naive upper bound on $|U|^2$ is shown as the dashed, black line in Fig. 2, where we arbitrarily set the couplings y to one. If neutrinos are Dirac fermions, this estimate of the decoupling behavior need not apply. In general, the scale and behavior of ν_4 decoupling depends on the details of the complete theory.

On their own, limits from charged-lepton flavor violation can only constrain products of the matrix elements associated with heavy neutrino mixing and are, therefore, weaker than those estimated from lepton universality tests. In a nutshell, one can always satisfy the constraint on the product of two matrix elements by assuming one of them is very small.

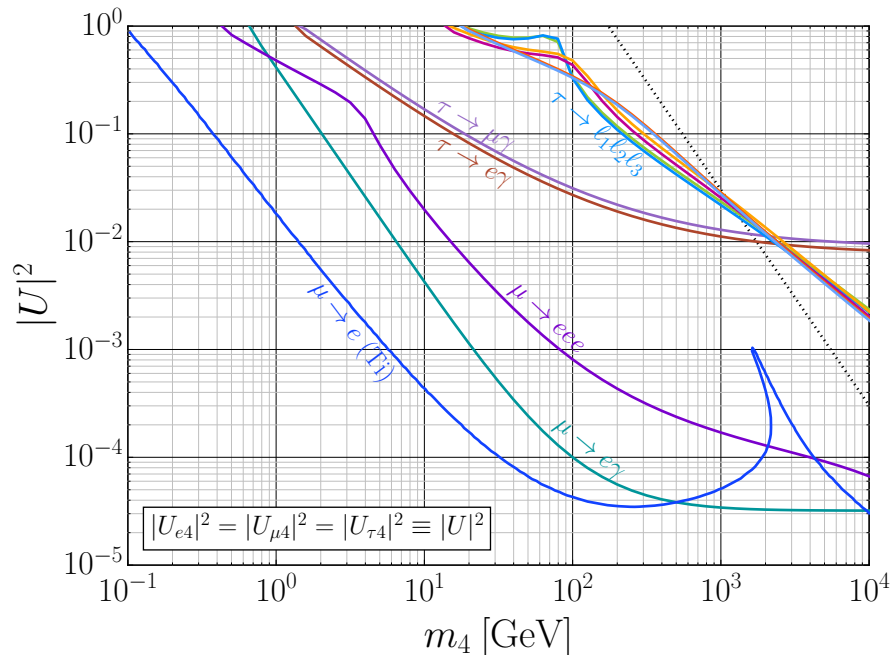


FIG. 2: The 99% CL limit on the neutrino mixing matrix elements associated with a heavy neutrino, when $|U_{e4}|^2 = |U_{\mu4}|^2 = |U_{\tau4}|^2 \equiv |U|^2$, using experimental constraints on radiative decays, three-body decays [17, 29], and $\mu - e$ conversion on Ti (which gives the strongest constraints of the $\mu - e$ various limits) [17, 27]. The dashed black line corresponds to $|U|^2 = (174 \text{ GeV})^2/m_4^2$, to the right of which $|U|^2$ values are not expected to be theoretically accessible. See text for details.

D. Neutrinoless Double Beta Decay

The observation of neutrinoless double beta decay ($0\nu 2\beta$) would be a clear sign that neutrinos are Majorana fermions (though neither the converse nor inverse are true). The conventional expression for the half life $T_{1/2}$ of $0\nu 2\beta$ for a given nucleus is

$$\frac{1}{T_{1/2}} = \frac{G_{0\nu} M_{0\nu}^2}{m_e^2} |m_{\beta\beta}|^2, \quad (9)$$

where $G_{0\nu}$ is a phase-space factor that is $\sim \mathcal{O}(10^{14}) \text{ yr}^{-1}$, and $M_{0\nu}$ is a nuclear matrix element. Assuming one heavy neutrino exists,

$$|m_{\beta\beta}| = \left| m_1 |U_{e1}|^2 e^{i\theta_1} + m_2 |U_{e2}|^2 e^{i\theta_2} + m_3 |U_{e3}|^2 e^{i\theta_3} + \left(\frac{m_4}{1 - m_4^2/p^2} \right) |U_{e4}|^2 e^{i\theta_4} \right|. \quad (10)$$

The phases θ_i represent linear combinations of phases present in the mixing matrix U , and p^2 is the virtuality of the neutrino exchanged in $0\nu 2\beta$. The phases are unknown and unconstrained, while the value of p^2 is also unknown, but it can be roughly estimated to be $p^2 \sim -(100 - 200 \text{ MeV})^2$ [31].

The most conservative limit on a fourth neutrino is obtained when the phases and light masses are chosen to permit the strongest cancellation between terms in Eq. (10), i.e., $\theta_1 = \theta_2 = \theta_3 = 0$, and $\theta_4 = \pi$, while m_1, m_2, m_3 are as large as possible. The most stringent upper bound on the mostly active neutrino masses come from cosmological observables and are still consistent with the quasi-degenerate approximation, $m_1 \approx m_2 \approx m_3 \equiv m_{\text{light}}$. The Planck collaboration reports that the sum of the relativistic neutrino masses is $\sum_i m_i < 0.23 \text{ eV}$ at 95% CL [32], while $|m_3^2 - m_1^2|$ and $m_2^2 - m_1^2$ are known rather precisely and are both much smaller than 10^{-2} eV^2 . Hence,

$$|m_{\beta\beta}| > \left| m_{\text{light}}(1 - |U_{e4}|^2) - \left(\frac{m_4}{1 - m_4^2/p^2} \right) |U_{e4}|^2 \right|. \quad (11)$$

A combined analysis [33] of the null results from searches for $0\nu 2\beta$ by the GERDA [34], EXO-200 [35], KamLAND-ZEN [36], CUORICINO [37], and NEMO-3 [38] experiments places the limit $|m_{\beta\beta}| < 130 - 310 \text{ meV}$ at 90% CL (the range is associated with the different estimations for the nuclear matrix elements). If we consider the experimental constraint $m_{\beta\beta} < 310 \text{ meV}$ at 90% CL and use a χ^2 function to compare it with the expectation in Eq. (11), assuming that $\chi^2 = 0$ when $|U_{e4}|^2 = 0$, then the 99% CL limits on $|U_{e4}|^2$, as a function of m_4 , can be found in Fig. 3, for different values of m_{light} and p^2 . These limits depend on our assumption that the matrix elements $U_{\alpha i}$ are independent from one another and from the neutrino masses m_i . Very different limits are obtained under different circumstances. For example, in the Type-I see-saw model, bounds on U_{e4} from $0\nu 2\beta$ can be significantly weaker (for small m_4) or stronger (for large m_4) than the ones presented here (see, for example, [39–41]).

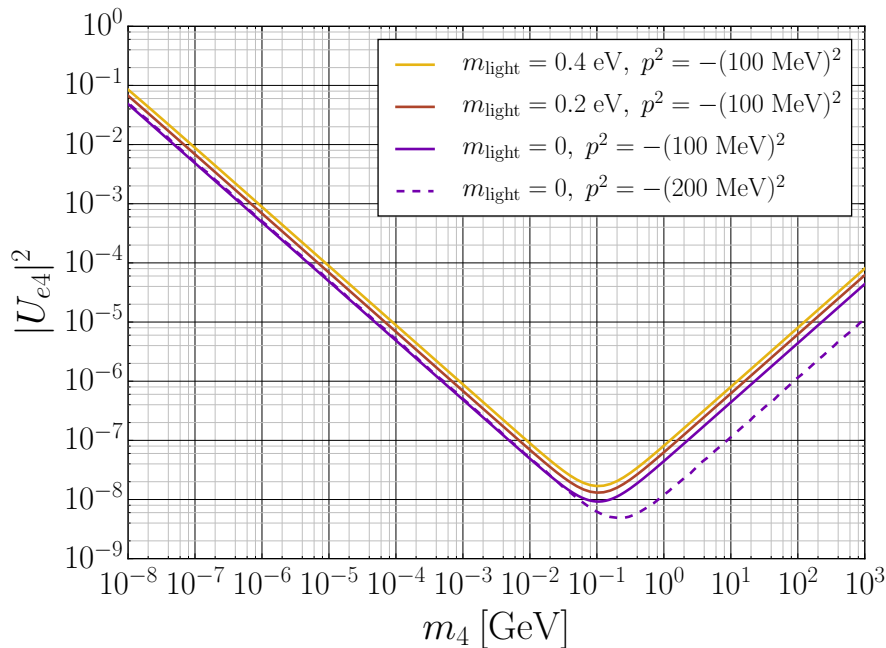


FIG. 3: The 99% CL upper limits on the value of $|U_{e4}|^2$ as a function of m_4 using the constraint $|m_{\beta\beta}| < 310 \text{ meV}$ at 90% CL [33] for different values of m_{light} and p^2 , using Eq. (11).

In principle, there are other experimental lepton-number-violating constraints, e.g., lepton-number-violating $\mu^- - e^+$ conversion in nuclei and same-sign dilepton production at colliders. Rare semi-leptonic meson decays, e.g. $K^+ \rightarrow \pi^- \mu^+ \mu^+$, can place model-independent limits on the existence of a heavy neutrino, analogous to neutrinoless double beta decay, but the current experimental limits are not yet strong enough to place meaningful constraints on $|U_{\alpha 4}|$ [42].

E. Magnetic and Electric Dipole Moments

The contributions from heavy neutrinos to the magnetic dipole moments of the charged leptons are beyond current experimental sensitivity. New physics contributions to the magnetic moment of the electron are typically quite small, and the uncertainty associated with the magnetic moment of the muon is currently too large to meaningfully constrain the presence of a heavy neutrino (see, for example, Ref. [43]). Charged-lepton electric dipole moments can be induced from the presence of a heavy neutrino at two loops, but current experiments are not yet sensitive to these effects [44, 45].

III. CONSTRAINTS ON AN INVISIBLE HEAVY NEUTRINO

In this section, we discuss constraints from experimental searches for a heavy neutrino, assuming that the heavy neutrino is produced as a final-state particle, and it either 1) does not decay on the length scale of the experiment, or 2) decays on the length scale of the experiment, but predominantly decays into invisible final-state particles.³

Before proceeding, it is useful to make some comments regarding expected ν_4 lifetimes. Given that these interact, at least, via the weak interactions through their mixing with the active neutrinos, weak-decays provide an upper bound to the lifetime of the heavy neutrino. For m_4 larger than the W -boson mass, ν_4 decays are expected to be prompt. A rough estimate is $\tau_4 < |U_{\alpha 4}|^{-2} \times 10^{-24}$ s for m_4 of order the top quark mass. Even for $|U_{\alpha 4}|^2$ values smaller than any of the values accessible to the experiments discussed here (say, $|U_{\alpha 4}|^2 \lesssim 10^{-10}$), ν_4 is significantly shorter-lived than, e.g., D -mesons. For m_4 values in the GeV range or lower, ν_4 decays like the tau or muon. Reasonable estimates are $\tau_4 < |U_{\alpha 4}|^{-2} \times 10^{-13}$ s for $m_4 \sim m_\tau$, and $\tau_4 < |U_{\alpha 4}|^{-2} \times 10^{-6}$ s for $m_4 \sim m_\mu$, keeping in mind that, in this mass-range, the lifetime is proportional to $(m_4)^{-5}$. If m_4 is small enough that $\nu_4 \rightarrow e^+e^-\nu$ is kinematically forbidden, the upper bound on the heavy neutrino lifetime is significantly higher.

A very rough rule of thumb is that if m_4 is smaller than a few hundred MeV and there are no new interactions, ν_4 is stable at terrestrial experiments, and if m_4 is larger than one hundred GeV, ν_4 decays are prompt. In between, in the absence of new interactions, whether or not the heavy neutrinos decay within the length scale of a given experiment depends strongly on m_4 and $|U_{\alpha 4}|^2$. Our assumption that there are new interactions that lead the ν_4 to decay predominantly invisibly sidesteps all issues associate with how and how quickly the heavy neutrinos decay. As discussed earlier, we view the constraints discussed below as most conservative.

A. Kinematic Constraints

One can use the energy spectra of visible final-state particles in beta-decay, pion decay, kaon decay, muon decay, etc., to search for an invisible massive particle in the final state [46, 47]. In Section III A 1, we itemize constraints on $|U_{e4}|^2$ and $|U_{\mu 4}|^2$, taken directly from experiments. In Section III A 2, we outline our estimate for constraints on $|U_{e4}|^2 + |U_{\mu 4}|^2$ from the precise measurements of the Michel electron energy spectrum in muon decay.

1. Direct Experimental Constraints

There are several dedicated kinematic searches that offer some of the best direct experimental constraints on an invisible heavy neutrino:

- Searches for heavy neutrinos via the kinematics of β decay have been performed with ^{187}Re [48], ^3H [49, 50], ^{63}Ni [51], ^{35}S [52], ^{45}Ca [53], ^{64}Cu [54], ^{20}F (along with super-allowed Fermi decays) [55]. The results of these searches are shown in Fig. 4(a) and exclude $|U_{e4}|^2 < \mathcal{O}(10^{-3})$ when $1 \text{ keV} \lesssim m_4 \lesssim 450 \text{ keV}$.⁴
- An experiment performed at TRIUMF used the kinematics of $\Gamma(\pi \rightarrow e\nu)$ to place limits on $|U_{e4}|^2 < \mathcal{O}(10^{-8})$ at 90% CL for $10 \text{ MeV} \lesssim m_4 \lesssim 55 \text{ MeV}$ [60, 61].
- The Brookhaven E949 experiment places the limit $|U_{\mu 4}|^2 < \mathcal{O}(10^{-8})$ at 90% CL by analyzing the kinematics of $K \rightarrow \mu\nu_4$ for $175 \text{ MeV} \lesssim m_4 \lesssim 300 \text{ MeV}$ [62].

³ These two criteria, phenomenologically speaking, result in the same interpretation of the data, except in the case of neutrino oscillations.

⁴ The KATRIN experiment will be able to place very strong constraints on $|U_{e4}|^2$ using only the kinematics of ^3H decay [40, 56–59].

- The KEK E104 experiment constrains $|U_{e4}|^2 < \mathcal{O}(10^{-6})$ at 90% CL, when $135 \text{ MeV} \lesssim m_4 \lesssim 350 \text{ MeV}$, using the kinematics of $K \rightarrow e\nu_4$ decays [63].
- An experiment at KEK used the kinematics of $K \rightarrow \mu\nu$ decays to place the limit $|U_{\mu4}|^2 < \mathcal{O}(10^{-5})$ at 90% CL for $70 \lesssim m_4 \lesssim 300 \text{ MeV}$ [64].
- The authors of Ref. [65] used pion decay to place limits on the ratio $|U_{\mu4}|^2/(1 - |U_{\mu4}|^2) \equiv \Gamma(\pi \rightarrow \mu\nu_4)/\Gamma(\pi \rightarrow \mu\nu_i) \approx |U_{\mu4}|^2 < \mathcal{O}(10^{-4})$ for $10 \lesssim m_4 \lesssim 30 \text{ MeV}$ at 90% CL.

Absent from the above list are direct limits on $|U_{\tau4}|^2$. Precision, high-statistics measurements of the kinematics of $\tau \rightarrow \nu + 3\pi$ are sensitive to nonzero $|U_{\tau4}|^2$ values when $100 \text{ MeV} \lesssim m_4 \lesssim 1.2 \text{ GeV}$, providing one of the only kinematic tools for placing limits on $|U_{\tau4}|^2$ [66]. To our knowledge, this analysis has not yet been performed.

2. Michel Spectrum from Muon Decay

If there is a heavy neutrino in the final state of muon decay, then the energy spectrum of the final-state electron will change [67–70]. The differential muon decay rate is [67, 68, 70]

$$\frac{d\Gamma(\mu \rightarrow e\bar{\nu}\nu)}{dx} = \frac{G_F^2 m_\mu^5}{192\pi^3} \mathcal{F}(x, \delta, \rho, |U_{e4}|^2, |U_{\mu4}|^2) + \text{radiative corrections}, \quad (12)$$

where $x \equiv 2E_e/m_\mu$, $\delta \equiv m_4/m_\mu$, and

$$\mathcal{F}(x, \delta, \rho, |U_{e4}|^2, |U_{\mu4}|^2) \equiv (1 - |U_{e4}|^2 - |U_{\mu4}|^2) f(x, 0, \rho) + (|U_{e4}|^2 + |U_{\mu4}|^2) f(x, \delta, \rho), \quad (13)$$

$$f(x, \delta, \rho) \equiv \frac{x^2}{2} \left[6(1-x) + \frac{4}{3}\rho(4x-3) - 3\delta^2 - \frac{3\delta^4}{(1-x)^2} - \frac{(x-3)\delta^6}{(1-x)^3} \right] \Theta(1-x-\delta^2). \quad (14)$$

The value of ρ is predicted to be $\rho_{\text{SM}} = 3/4$ in the SM [17], and the TWIST experiment measures it to be $\rho_{\text{exp}} = 0.74997 \pm 0.00026$ [71].

To our knowledge, no experiment has fit the kinematic distributions of Michel electrons in muon decay to a model that includes a fourth neutrino. In the absence of such a direct experimental result, we attempt to make a rough estimation of the limits on $|U_{e4}|^2 + |U_{\mu4}|^2$, considering that non-zero values of $|U_{\mu4}|^2$, and $|U_{e4}|^2$ could affect the fit to the data that determines the value of ρ . To do so, we define a χ^2 function to compare the Michel electron energy spectrum to two functions, one where $\rho = \rho_{\text{exp}}$ and $\delta = 0$, and another where $\rho = \rho_{\text{SM}}$, and δ is set to a given value. We organize these distributions into electron energy bins with a width of 1 MeV (similar to the energy bins at TWIST [72]). The uncertainty in the denominator in the χ^2 of each bin is the propagating uncertainty associated with ρ_{exp} . For a given value of δ , we vary the value $|U_{\mu4}|^2 + |U_{e4}|^2$ in order to estimate limits. We find that $|U_{\mu4}|^2 + |U_{e4}|^2 < \mathcal{O}(10^{-3})$ for $10 \text{ MeV} \lesssim m_4 \lesssim 70 \text{ MeV}$ at 99% CL, as shown in Figs. 4(a) and 4(b). This result is similar in spirit to that found in Ref. [69], but we estimate limits for the full range of m_4 and note that the limits apply for the sum $|U_{\mu4}|^2 + |U_{e4}|^2$ (as discussed in Ref. [67]), not just $|U_{\mu4}|^2$ alone.

B. Invisible Z-Boson Decays

As first discussed in Section II B, the presence of a heavy neutrino can affect the measurement of the invisible width of the Z-boson. We can easily extend the limits estimated Section II B for all values of m_4 with the assumption that if the heavy neutrino is produced in the decay of a Z-boson, then it is invisible to detection. If so, the expression in Eq. (6) can be amended to

$$N_\nu \simeq 3(1 - |U_{e4}|^2 - |U_{\mu4}|^2 - |U_{\tau4}|^2) + 3(|U_{e4}|^2 + |U_{\mu4}|^2 + |U_{\tau4}|^2) \left(1 - \frac{m_4^2}{M_Z^2}\right)^2 \left(1 + \frac{1}{2} \frac{m_4^2}{M_Z^2}\right) \Theta(M_Z - m_4), \quad (15)$$

up to order $|U_{\alpha4}|^4$. The LEP experiments measure $N_\nu = 2.9840 \pm 0.0082$ [1], and the SM expectation is $N_\nu = 3$. The limits on $|U_{e4}|^2$, $|U_{\mu4}|^2$, and $|U_{\tau4}|^2$ are shown in Figs. 4(a), 4(b), and 4(c), respectively.

C. Neutrino Oscillations

Neutrino oscillations can provide insight regarding the presence of a heavy neutrino. Because we focus on a fourth neutrino with mass $m_4 \gtrsim 10$ eV, the associated oscillations are typically too rapid to resolve experimentally.⁵ Even so, the oscillations of the three light neutrinos would be “non-unitary,” meaning the oscillation probability for only three light neutrinos is distinctly different from the oscillation probability for three light neutrinos and one heavy neutrino [83, 85]. If ν_4 has a negligible probability of decaying along its length of flight (and if the light neutrinos do not decay), then the probability for the oscillation $\nu_\alpha \rightarrow \nu_\beta$ is

$$P_{\nu_\alpha \rightarrow \nu_\beta} \simeq \left| \delta_{\alpha\beta} - U_{\alpha 4} U_{\beta 4}^* + U_{\alpha 2} U_{\beta 2}^* (e^{-i\Delta_{12}} - 1) + U_{\alpha 3} U_{\beta 3}^* (e^{-i\Delta_{13}} - 1) \right|^2 + |U_{\alpha 4}|^2 |U_{\beta 4}|^2. \quad (16)$$

Here, $\Delta_{ij} \equiv 2.54(\Delta m_{ij}^2/1 \text{ eV})(L/1 \text{ km})(1 \text{ GeV}/E_\nu)$, $\Delta m_{ij}^2 \equiv m_j^2 - m_i^2$, L is the experimental baseline, and E_ν is the beam energy. The probability $P_{\bar{\nu}_\alpha \rightarrow \bar{\nu}_\beta}$ is the same as in Eq. (16), but the matrix elements would be complex conjugated.

If $m_4 \gtrsim 10$ eV, and ν_4 does not decay along the length of the oscillation experiment, then the KARMEN experiment constrains $4|U_{e4}|^2|U_{\mu 4}|^2 < 1.3 \times 10^{-3}$ at 90% CL [79], and the FNAL-E531 experiment constrains $4|U_{\mu 4}|^2|U_{\tau 4}|^2 < 4 \times 10^{-3}$ and $4|U_{e4}|^2|U_{\tau 4}|^2 \lesssim 0.2$ at 90% CL [86]. Because both KARMEN and FNAL-E531 utilize pion beams, these constraints hold up to $m_4 \sim 1$ MeV, beyond which the phase space suppression associated with the production of a heavy neutrino begins to take effect. These are some of the only constraints for $10 \text{ eV} \lesssim m_4 \lesssim 1 \text{ MeV}$. If instead the heavy neutrino had some probability to decay along its flight path, then these constraints do not apply, and the constraints would have to be experimentally recalculated.

Similar to searches for charged-lepton flavor violation, the experiments above constrain only products of $|U_{\alpha 4}|^2|U_{\beta 4}|^2$ and hence do not lead to strong constraints on individual $|U_{\alpha 4}|^2$. Indeed, for small enough m_4 , when only these constraints are applicable, the neutrino oscillation data discussed in this subsection cannot rule out the possibility that $|U_{\mu 4}|^2$ or $|U_{\tau 4}|^2$ are one. We return to this issue in Section IV.

D. Cosmology

If a heavy neutrino is in thermal equilibrium in the early universe, it can have an effect on cosmological observables, e.g., the Hubble constant, the primordial abundance of light nuclei, the cosmic microwave background (CMB), supernova luminosities, baryon acoustic oscillations (BAO), and the large-scale distribution of galaxies. Because we do not utilize a full model of sterile-neutrino interactions, an in-depth analysis of cosmological constraints is beyond the scope of our present analysis. However, we do comment that if ν_4 decays on a time scale sufficiently before BBN ($t_{\text{BBN}} \sim 0.1$ s), then very strong constraints from big-bang nucleosynthesis, CMB, BAO, etc., can be significantly weakened, if not removed altogether (see, for example, Refs. [3, 4, 11]). We qualitatively comment on bounds from cosmology in Section IV.

IV. GLOBAL COMBINATION AND DISCUSSION

In order to combine all the constraints in Sections II and III, we choose to define a χ^2 function for each observable and for a given value of m_4 in the range $10 \text{ eV} \lesssim m_4 \lesssim 1 \text{ TeV}$. In so doing, we make the following choices/assumptions:

- In order to estimate *conservative* results, we make a phenomenological assumption that the heavy neutrino is invisible to detection, i.e., it either is long-lived relative to the scale of the experiment, or it decays quickly to other light species.
- We apply the constraints from lepton universality tests (Section II A) when m_4 is too large to be produced in the decay of the parent particle. This is done in order to avoid the effects of producing a massive neutrino, which

⁵ As an aside, data from a handful of short-baseline neutrino oscillation experiments [73–77] disagree with our current understanding of neutrinos and can be interpreted as evidence for a fourth neutrino with mass $m_4 \sim 1$ eV. A global analysis in Ref. [78] reports best-fit values $\Delta m_{14}^2 \approx 1 \text{ eV}^2$, $|U_{e4}|^2 \approx 0.02$, and $|U_{\mu 4}|^2 \approx 0.03$. However, these data are not entirely consistent with one another under the four-neutrino hypothesis [78], and the best-fit values are in disagreement with data from KARMEN [79] and the combination of disappearance data from the MINOS and Bugey experiments [80]. Proposed long- and short-baseline experiments, e.g., DUNE [81] or ν STORM [82], may be able to offer additional information regarding the possible existence of an additional light neutrino [83, 84].

can affect experimental measurements in a non-trivial way, e.g., reducing the momentum of visible particles to the point where they no longer pass event selection criteria.

- The constraints on N_ν from invisible Z -boson decays (Sections II B and III B) are applied for all values of m_4 .
- In order to quote a conservative bound, we choose $p^2 = -(100 \text{ MeV})^2$, $m_{\text{light}} = 0.05 \text{ eV}$, and $|m_{\beta\beta}| < 310 \text{ meV}$ (90% CL) when applying the constraints from neutrinoless double beta decay (Section II D). Furthermore, we choose the associated χ^2 to be zero when $|U_{e4}|^2 = 0$.
- The constraints from $\mu \rightarrow e\gamma$, $\tau \rightarrow \ell\gamma$, $\mu \rightarrow 3e$, $\tau \rightarrow \ell_1\ell_2\ell_3$, $\mu - e$ conversion on Ti (Section II C), the limits from kinematic searches (Section III A), muon decay spectrum (Section III A 2), and neutrino oscillations (Section III C) are utilized assuming the individual χ^2 functions are zero when all $|U_{\alpha i}|^2 = 0$.

In Figs. 4(a), 4(b), 4(c), the marginalized 99% CL limits on $|U_{e4}|^2$, $|U_{\mu4}|^2$, and $|U_{\tau4}|^2$, respectively, are shown as a solid black line. The reason why these global limits do not follow perfectly the individual limits (shown as dashed colored lines) in all places is that we have a consistent 99% CL limit in our global combination, while limits from experiments are often quoted at at 90% and 95% CL. There is no difference between the limits on $|U_{\mu4}|^2$ and $|U_{\tau4}|^2$ when lepton-number violation is permitted, i.e., the constraint from neutrinoless double beta decay is included. However, the choice of including limits from $0\nu2\beta$ -decay has a very strong effect on the limits associated with $|U_{e4}|^2$, which can be seen in Fig. 4(a).

We include Figs. 5 and 6 in order to show two-dimensional marginalized limits on the mixing matrix elements, for $m_4 = 100 \text{ GeV}$ and $m_4 = 1 \text{ keV}$, respectively, assuming lepton number conservation. Here, when $m_4 = 100 \text{ GeV}$, the shape of two-dimensional limits on $|U_{e4}|^2$ versus $|U_{\mu4}|^2$ (Fig. 5(a)) is dominated by constraints from tests for lepton universality and $\mu - e$ conversion on Ti, while the two-dimensional limits on $|U_{e4}|^2$ versus $|U_{\tau4}|^2$ (Fig. 5(b)) and $|U_{\mu4}|^2$ versus $|U_{\tau4}|^2$ (Fig. 5(c)) are dominated by only tests for lepton universality. When $m_4 = 1 \text{ keV}$, the shapes of two-dimensional limits on $|U_{e4}|^2$ versus $|U_{\mu4}|^2$ (Fig. 6(a)) and $|U_{e4}|^2$ versus $|U_{\tau4}|^2$ (Fig. 6(b)) are due to constraints from beta decay and neutrino oscillations, while the two-dimensional limits on $|U_{\mu4}|^2$ versus $|U_{\tau4}|^2$ (Fig. 6(c)) is determined by only neutrino oscillations.

The limits shown in Fig. 6 reveal that, given the data under consideration and for light enough m_4 , it is impossible to place bounds on $|U_{\mu4}|^2$ and $|U_{\tau4}|^2$ that are independent from the values of the other elements of the mixing matrix ($|U_{e4}|^2$, $|U_{\mu4}|^2$, and $|U_{\tau4}|^2$). This is depicted clearly in Figs. 4(b), 4(c), where the 99% CL limits on $|U_{\mu4}|^2$ and $|U_{\tau4}|^2$ are trivial for $m_4 \lesssim 1 \text{ MeV}$ and $m_4 \lesssim 200 \text{ MeV}$, respectively. Other data, not discussed here, do constrain the heavy neutrino hypothesis even for such light values of m_4 . Atmospheric neutrino data [87], for example, reveal that $|U_{\mu3}|^2 \neq 0$, and there is strong evidence – from atmospheric data [88] and data from OPERA [89] – that $|U_{\tau3}|^2$ is not zero. Solar neutrino data [90, 91], on the other hand, reveal that $|U_{\mu2}|^2 \neq 0$ or $|U_{\tau2}|^2 \neq 0$. Since, in the scenario under consideration, $|U_{\alpha4}|^2 = 1 - \sum_{i=1,2,3} |U_{\alpha i}|^2$, for $\alpha = e, \mu, \tau$, current “standard” oscillation data forbid large values of $|U_{\alpha4}|^2$ for all $\alpha = e, \mu, \tau$. A detailed analysis along these lines is outside the scope of this analysis, but information can be extracted from a careful look at recent studies of the unitarity of the neutrino mixing matrix (see, for example, Refs. [92, 93]). Qualitatively, $|U_{\mu4}|^2$ and $|U_{\tau4}|^2$ larger than a few tens of percent are excluded for all m_4 values larger than several eV. Similarly, data from cosmological surveys should allow one to rule out very large $|U_{\alpha4}|^2$ and small m_4 , even if the heavy neutrino decays invisibly and quickly, since the effective number of neutrinos (N_{eff}) is likely to be experimentally distinguishable from SM expectations. However, detailed bounds are model-dependent.

Overall, we find that our limits on $|U_{e4}|^2$, $|U_{\mu4}|^2$, and $|U_{\tau4}|^2$ are dominated by dedicated experimental searches to the kinematic signatures of a heavy neutrino, i.e., those discussed in Section III. However, we note that if limits on $\mu - e$ conversion and $Br(\mu \rightarrow 3e)$ are improved by further experimental efforts, non-trivial constraints on $|U_{e4}|^2$ and $|U_{\mu4}|^2$ will emerge when $m_4 \gtrsim 1 \text{ GeV}$, independent of any assumptions regarding ν_4 decay. If a specific model of ν_4 decay renders it invisible to detection, then the limits presented here are applicable. On the other hand, constraints on a model where ν_4 decays visibly can be dramatically different. For example, if one assumes that ν_4 decays predominately through the weak interactions, many of the constraints from Section III would be altered or replaced with those from experiments that directly search for unique decay signatures of the heavy neutrino. This scenario is very strongly constrained (see, for example, Refs. [2–5, 94–101]). However, constraints using the ν_4 decay products are model-specific. It is for these reasons that we focus not on a specific model of ν_4 decay, but instead augment the decay-independent constraints in Section II with constraints using the *conservative* phenomenological decision that ν_4 decays invisibly.

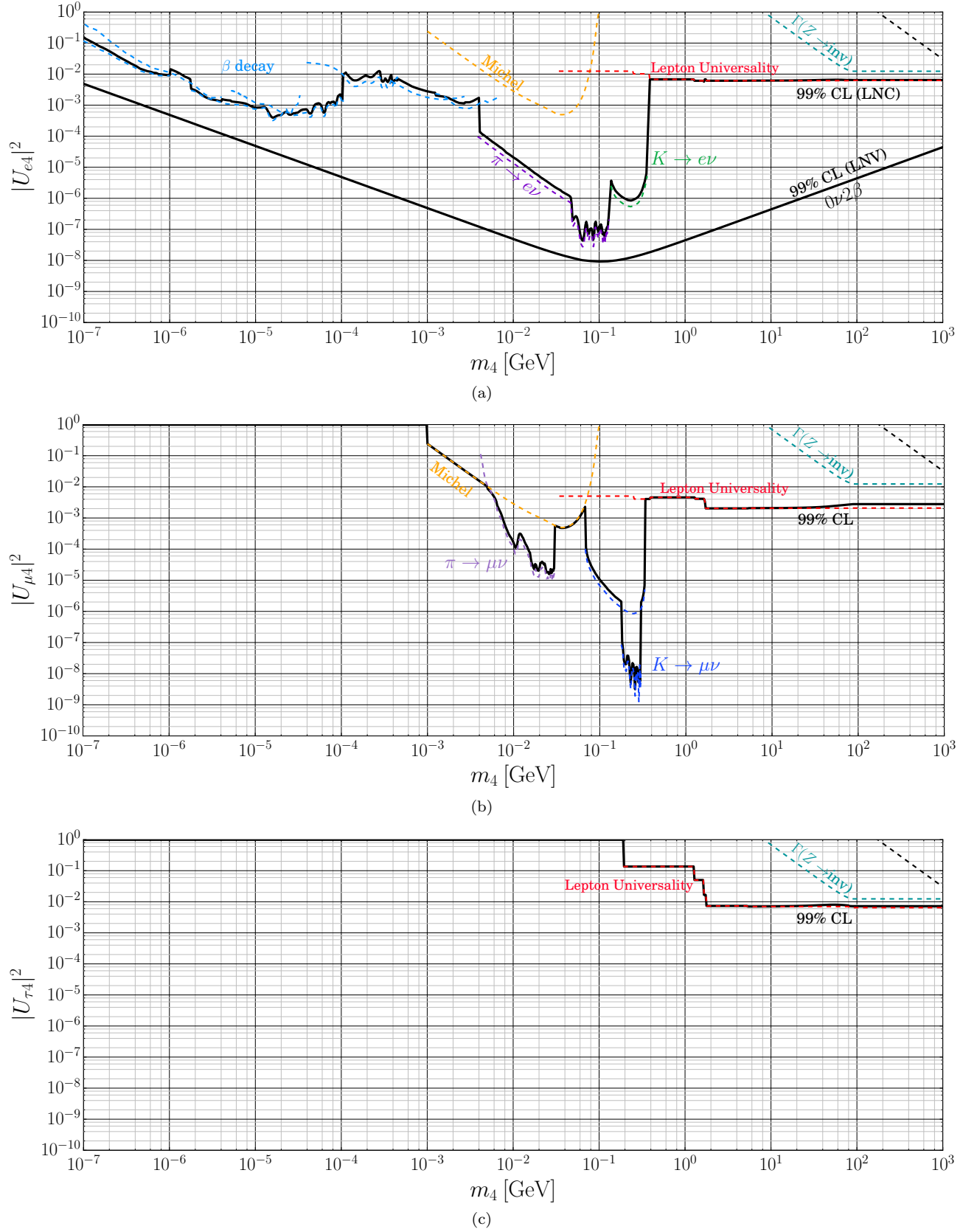


FIG. 4: The global 99% CL upper limits on the value of (a) $|U_{e4}|^2$, (b) $|U_{\mu 4}|^2$, and (c) $|U_{\tau 4}|^2$ as a function of m_4 . See text for details and sources of each constraint. The black dashed line corresponds to $|U|^2 = v^2/m_4^2$, to the right of which $|U|^2$ values are not expected to be theoretically accessible. See text for details.

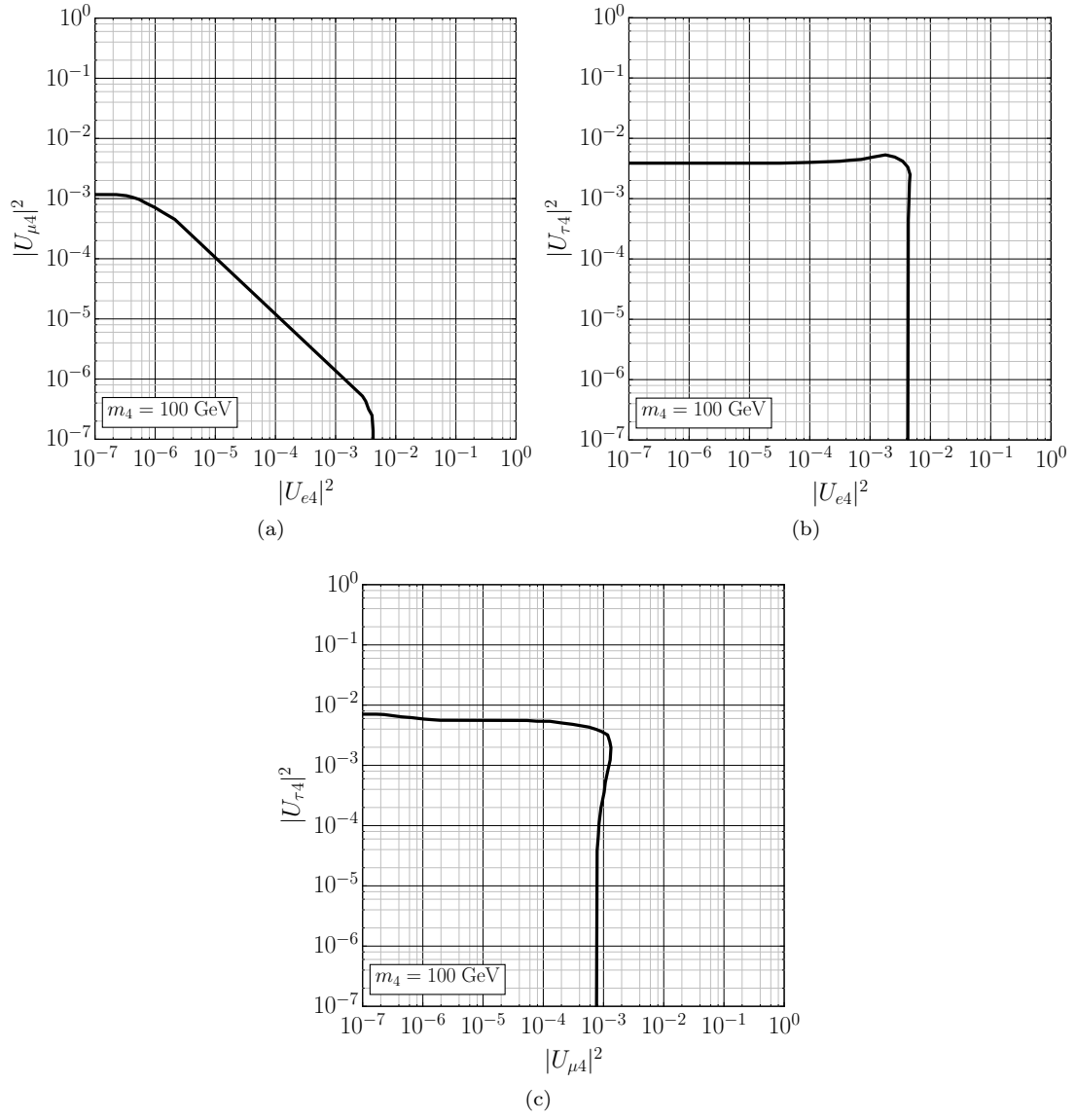


FIG. 5: The two-dimensional 99% CL upper limits on $|U_{e4}|^2$, $|U_{\mu 4}|^2$, and $|U_{\tau 4}|^2$, when $m_4 = 100 \text{ GeV}$, assuming lepton number conservation.

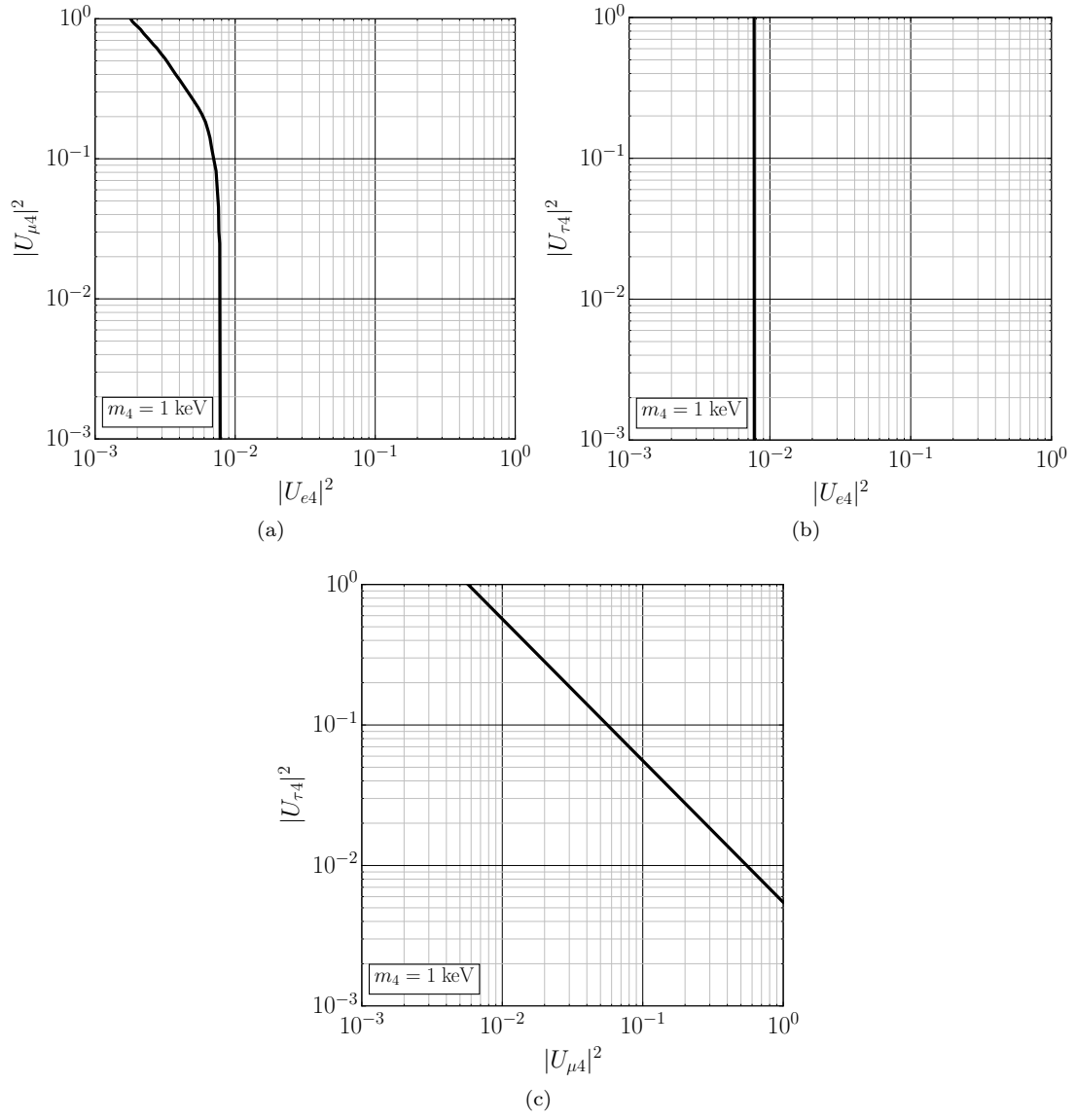


FIG. 6: The two-dimensional 99% CL upper limits on $|U_{e4}|^2$, $|U_{\mu 4}|^2$, and $|U_{\tau 4}|^2$, when $m_4 = 1$ keV, assuming lepton number conservation.

Acknowledgments

We are grateful for useful conversations and feedback from Rodrigo Alonso, Bogdan Dobrescu, Marco Drewes, Sean Dobbs, Patrick Fox, Roni Harnik, and Ruth Van de Water. We also thank Marco Drewes for comments on an earlier draft of this manuscript. The work of AK is supported in part by the DOE grants #DE-FG02-91ER40684 and #DE-SC0009919, and AdG is supported in part by the DOE grant #DE-FG02-91ER40684.

-
- [1] S. Schael et al. (ALEPH, DELPHI, L3, OPAL, SLD, LEP Electroweak Working Group, SLD Electroweak Group, SLD Heavy Flavour Group), *Phys.Rept.* **427**, 257 (2006), hep-ex/0509008.
 - [2] A. Atre, T. Han, S. Pascoli, and B. Zhang, *JHEP* **0905**, 030 (2009), 0901.3589.
 - [3] M. Drewes and B. Garbrecht (2015), 1502.00477.
 - [4] A. C. Vincent, E. F. Martinez, P. Hernandez, M. Lattanzi, and O. Mena, *JCAP* **1504**, 006 (2015), 1408.1956.
 - [5] F. F. Deppisch, P. S. Bhupal Dev, and A. Pilaftsis, *New J. Phys.* **17**, 075019 (2015), 1502.06541.
 - [6] A. Abada, A. Teixeira, A. Vicente, and C. Weiland, *JHEP* **1402**, 091 (2014), 1311.2830.
 - [7] S. Antusch and O. Fischer, *JHEP* **1410**, 94 (2014), 1407.6607.
 - [8] L. Basso, O. Fischer, and J. J. van der Bij, *Europhys.Lett.* **105**, 11001 (2014), 1310.2057.
 - [9] B. Bertoni, S. Ipek, D. McKeen, and A. E. Nelson (2014), 1412.3113.
 - [10] M. Endo and T. Yoshinaga (2014), 1404.4498.
 - [11] A. Y. Smirnov and R. Zukanovich Funchal, *Phys. Rev.* **D74**, 013001 (2006), hep-ph/0603009.
 - [12] E. Nardi, E. Roulet, and D. Tommasini, *Phys.Lett.* **B327**, 319 (1994), hep-ph/9402224.
 - [13] F. del Aguila, J. de Blas, and M. Perez-Victoria, *Phys.Rev.* **D78**, 013010 (2008), 0803.4008.
 - [14] S. Antusch and O. Fischer, *JHEP* **05**, 053 (2015), 1502.05915.
 - [15] E. Fernandez-Martinez, J. Hernandez-Garcia, J. Lopez-Pavon, and M. Lucente, *JHEP* **10**, 130 (2015), 1508.03051.
 - [16] A. Pich, *Prog.Part.Nucl.Phys.* **75**, 41 (2014), 1310.7922.
 - [17] K. Olive et al. (Particle Data Group), *Chin. Phys.* **C38**, 090001 (2014).
 - [18] V. Cirigliano and I. Rosell, *Phys.Rev.Lett.* **99**, 231801 (2007), 0707.3439.
 - [19] R. Wanke, *PoS KAON*, 051 (2008), 0707.2289.
 - [20] R. Aaij et al. (LHCb) (2015), 1506.08614.
 - [21] M. Huschle et al. (Belle) (2015), 1507.03233.
 - [22] J. P. Lees et al. (BaBar), *Phys. Rev. Lett.* **109**, 101802 (2012), 1205.5442.
 - [23] J. A. Bailey et al. (MILC s), *Phys. Rev.* **D92**, 034506 (2015), 1503.07237.
 - [24] S. Fajfer, J. F. Kamenik, and I. Nisandzic, *Phys. Rev.* **D85**, 094025 (2012), 1203.2654.
 - [25] B. A. Kniehl, F. Madricardo, and M. Steinhauser, *Phys.Rev.* **D62**, 073010 (2000), hep-ph/0005060.
 - [26] R. Decker and M. Finkemeier, *Nucl.Phys.* **B438**, 17 (1995), hep-ph/9403385.
 - [27] R. Alonso, M. Dhen, M. Gavela, and T. Hambye, *JHEP* **1301**, 118 (2013), 1209.2679.
 - [28] D. V. Forero, S. Morisi, M. Tortola, and J. W. F. Valle, *JHEP* **09**, 142 (2011), 1107.6009.
 - [29] A. Ilakovac and A. Pilaftsis, *Nucl.Phys.* **B437**, 491 (1995), hep-ph/9403398.
 - [30] A. Abada, V. De Romeri, and A. M. Teixeira (2015), 1510.06657.
 - [31] M. Mitra, G. Senjanovic, and F. Vissani, *Nucl.Phys.* **B856**, 26 (2012), 1108.0004.
 - [32] P. Ade et al. (Planck) (2015), 1502.01589.
 - [33] P. Guzowski, L. Barnes, J. Evans, G. Karagiorgi, N. McCabe, et al. (2015), 1504.03600.
 - [34] M. Agostini et al. (GERDA), *Phys.Rev.Lett.* **111**, 122503 (2013), 1307.4720.
 - [35] J. Albert et al. (EXO-200), *Nature* **510**, 229 (2014), 1402.6956.
 - [36] A. Gando et al. (KamLAND-Zen), *Phys.Rev.Lett.* **110**, 062502 (2013), 1211.3863.
 - [37] E. Andreotti, C. Arnaboldi, F. Avignone, M. Balata, I. Bandac, et al., *Astropart.Phys.* **34**, 822 (2011), 1012.3266.
 - [38] R. Arnold et al. (NEMO-3), *Phys.Rev.* **D89**, 111101 (2014), 1311.5695.
 - [39] A. de Gouvêa, *Phys. Rev.* **D72**, 033005 (2005), hep-ph/0501039.
 - [40] A. de Gouvêa, J. Jenkins, and N. Vasudevan, *Phys. Rev.* **D75**, 013003 (2007), hep-ph/0608147.
 - [41] M. Blennow, E. Fernandez-Martinez, J. Lopez-Pavon, and J. Menendez, *JHEP* **07**, 096 (2010), 1005.3240.
 - [42] A. Atre, V. Barger, and T. Han, *Phys. Rev.* **D71**, 113014 (2005), hep-ph/0502163.
 - [43] A. Abada, V. De Romeri, and A. Teixeira, *JHEP* **1409**, 074 (2014), 1406.6978.
 - [44] D. Ng and J. N. Ng, *Mod.Phys.Lett.* **A11**, 211 (1996), hep-ph/9510306.
 - [45] A. de Gouvêa and S. Gopalakrishna, *Phys. Rev.* **D72**, 093008 (2005), hep-ph/0508148.
 - [46] R. E. Shrock, *Phys.Rev.* **D24**, 1232 (1981).
 - [47] R. Shrock, *Phys.Lett.* **B96**, 159 (1980).
 - [48] M. Galeazzi, F. Fontanelli, F. Gatti, and S. Vitale, *Phys.Rev.Lett.* **86**, 1978 (2001).
 - [49] K. Hiddemann, H. Daniel, and O. Schwentker, *J.Phys.* **G21**, 639 (1995).
 - [50] A. I. Belev, A. I. Berlev, E. V. Geraskin, A. A. Golubev, N. A. Likhovid, A. A. Nozik, V. S. Pantuev, V. I. Parfenov, and A. K. Skasyrskaya, *J. Phys.* **G41**, 015001 (2014), 1307.5687.
 - [51] E. Holzschuh, W. Kundig, L. Palermo, H. Stussi, and P. Wenk, *Phys.Lett.* **B451**, 247 (1999).

- [52] E. Holzschuh, L. Palermo, H. Stussi, and P. Wenk, Phys.Lett. **B482**, 1 (2000).
- [53] A. Derbin, A. Egorov, S. Bakhlanov, and V. Muratova, JETP Lett. **66**, 88 (1997).
- [54] K. Schreckenbach, G. Colvin, and F. Von Feilitzsch, Phys.Lett. **B129**, 265 (1983).
- [55] J. Deutsch, M. Lebrun, and R. Prieels, Nucl.Phys. **A518**, 149 (1990).
- [56] J. A. Formaggio and J. Barrett, Phys. Lett. **B706**, 68 (2014), 1105.1326.
- [57] A. Esmaili and O. L. G. Peres, Phys. Rev. **D85**, 117301 (2012), 1203.2632.
- [58] S. Mertens, T. Lasserre, S. Groh, G. Drexlin, F. Glueck, A. Huber, A. W. P. Poon, M. Steidl, N. Steinbrink, and C. Weinheimer, JCAP **1502**, 020 (2015), 1409.0920.
- [59] S. Mertens, K. Dolde, M. Korzeczek, F. Glueck, S. Groh, R. D. Martin, A. W. P. Poon, and M. Steidl, Phys. Rev. **D91**, 042005 (2015), 1410.7684.
- [60] D. Britton, S. Ahmad, D. Bryman, R. Burnham, E. Clifford, et al., Phys.Rev. **D46**, 885 (1992).
- [61] D. Britton, S. Ahmad, D. Bryman, R. Burnham, E. Clifford, et al., Phys.Rev.Lett. **68**, 3000 (1992).
- [62] A. Artamonov et al. (E949 Collaboration) (2014), 1411.3963.
- [63] T. Yamazaki et al., p. I.262 (1984), [Conf. Proc.C840719,262(1984)].
- [64] R. Hayano, T. Taniguchi, T. Yamanaka, T. Tanimori, R. Enomoto, et al., Phys.Rev.Lett. **49**, 1305 (1982).
- [65] R. Abela, M. Daum, G. Eaton, R. Frosch, B. Jost, et al., Phys.Lett. **B105**, 263 (1981).
- [66] A. Kobach and S. Dobbs, Phys. Rev. **D91**, 053006 (2015), 1412.4785.
- [67] M. Dixit, P. Kalyniak, and J. Ng, Phys.Rev. **D27**, 2216 (1983).
- [68] P. Kalyniak and J. N. Ng, Phys.Rev. **D25**, 1305 (1982).
- [69] S. N. Gninenko, Phys.Rev. **D83**, 015015 (2011), 1009.5536.
- [70] R. E. Shrock, Phys.Rev. **D24**, 1275 (1981).
- [71] R. Bayes (TWIST), J.Phys.Conf.Ser. **408**, 012071 (2013).
- [72] A. Grossheim et al. (TWIST), Phys.Rev. **D80**, 052012 (2009), 0908.4270.
- [73] A. Aguilar-Arevalo et al. (LSND Collaboration), Phys. Rev. **D64**, 112007 (2001), hep-ex/0104049.
- [74] A. A. Aguilar-Arevalo et al. (MiniBooNE), Phys. Rev. Lett. **102**, 101802 (2009), 0812.2243.
- [75] G. Mention, M. Fechner, T. Lasserre, T. A. Mueller, D. Lhuillier, M. Cribier, and A. Letourneau, Phys. Rev. **D83**, 073006 (2011), 1101.2755.
- [76] D. Frekers et al., Phys. Lett. **B706**, 134 (2011).
- [77] A. A. Aguilar-Arevalo et al. (MiniBooNE), Phys. Rev. Lett. **110**, 161801 (2013), 1207.4809.
- [78] J. Kopp, P. A. N. Machado, M. Maltoni, and T. Schwetz, JHEP **1305**, 050 (2013), 1303.3011.
- [79] B. Armbruster et al. (KARMEN), Phys.Rev. **D65**, 112001 (2002), hep-ex/0203021.
- [80] A. Timmons (2015), 1504.04046.
- [81] C. Adams et al. (LBNE) (2013), 1307.7335.
- [82] D. Adey et al. (nuSTORM), Phys.Rev. **D89**, 071301 (2014), 1402.5250.
- [83] J. M. Berryman, A. de Gouvêa, K. J. Kelly, and A. Kobach, Phys. Rev. **D92**, 073012 (2015), 1507.03986.
- [84] A. de Gouvêa, K. J. Kelly, and A. Kobach, Phys. Rev. **D91**, 053005 (2015), 1412.1479.
- [85] F. Escrivuela, D. Forero, O. Miranda, M. Tortola, and J. Valle (2015), 1503.08879.
- [86] N. Ushida et al. (FERMILAB E531), Phys.Rev.Lett. **57**, 2897 (1986).
- [87] Y. Fukuda et al. (Super-Kamiokande), Phys. Rev. Lett. **81**, 1562 (1998), hep-ex/9807003.
- [88] K. Abe et al. (Super-Kamiokande), Phys. Rev. Lett. **110**, 181802 (2013), 1206.0328.
- [89] N. Agafonova et al. (OPERA), Phys. Rev. Lett. **115**, 121802 (2015), 1507.01417.
- [90] S. Fukuda et al. (Super-Kamiokande), Phys. Rev. Lett. **86**, 5651 (2001), hep-ex/0103032.
- [91] Q. R. Ahmad et al. (SNO), Phys. Rev. Lett. **89**, 011301 (2002), nucl-ex/0204008.
- [92] X. Qian, C. Zhang, M. Diwan, and P. Vogel (2013), 1308.5700.
- [93] S. Parke and M. Ross-Lonergan (2015), 1508.05095.
- [94] P. Abreu et al. (DELPHI Collaboration), Z. Phys. **C74**, 57 (1997).
- [95] O. Adriani et al. (L3 Collaboration), Phys.Lett. **B295**, 371 (1992).
- [96] J. Orloff, A. N. Rozanov, and C. Santoni, Phys. Lett. **B550**, 8 (2002), hep-ph/0208075.
- [97] P. Astier et al. (NOMAD Collaboration), Phys. Lett. **B506**, 27 (2001), hep-ex/0101041.
- [98] G. Aad et al. (ATLAS Collaboration), Eur.Phys.J. **C72**, 2056 (2012), 1203.5420.
- [99] V. Khachatryan et al. (CMS Collaboration), Eur.Phys.J. **C74**, 3149 (2014), 1407.3683.
- [100] R. Aaij et al. (LHCb collaboration), Phys.Rev.Lett. **112**, 131802 (2014), 1401.5361.
- [101] R. Aaij et al. (LHCb Collaboration), Phys.Rev. **D85**, 112004 (2012), 1201.5600.